



2021 TREATMENT SALES TAX ANNUAL REPORT

Carrie Hennen | Program Manager
Public Health & Social Services
carrie.hennen@co.thurston.wa.us

Chélyn Bigornia | Data Analyst
Public Health & Social Services
chelyn.bigornia@co.thurston.wa.us

2021 SUMMARY

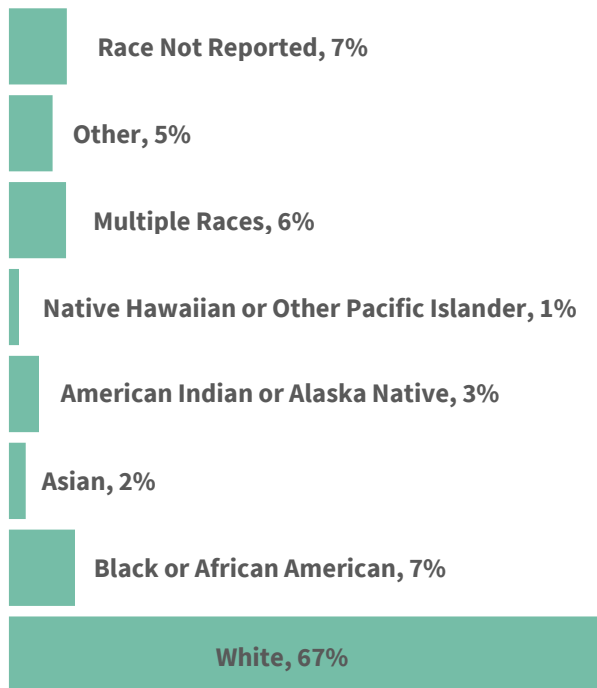
WHAT IS TREATMENT SALES TAX?

The Treatment Sales Tax (TST) is a local funding stream that works alongside federal and state funding such as Medicaid to meet mental health and substance use needs in Thurston County, Washington. This 1/10th of 1% sales tax has been collected since 2009. Funds are spent on a variety of services including treatment courts, services at correctional facilities, community-based programs, and programs serving youth and families. Programs funded with TST aim to reduce justice involvement, emergency room use, health care costs, and public assistance.

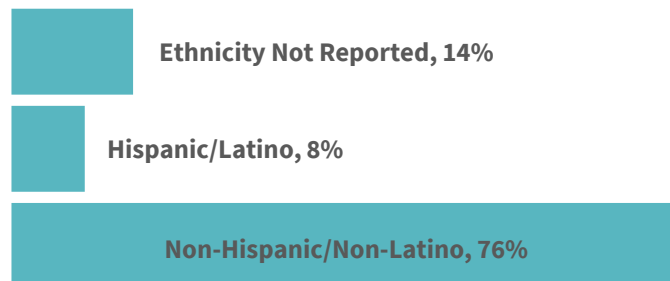
2021 OVERVIEW



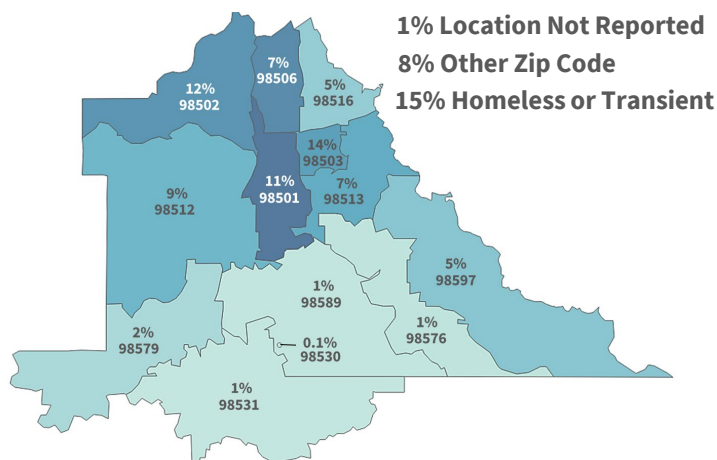
RACE



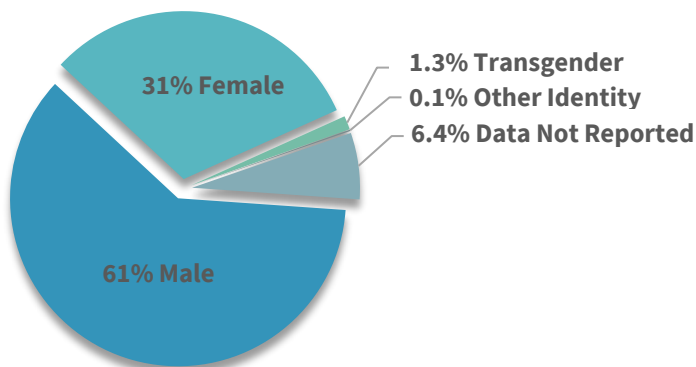
ETHNICITY



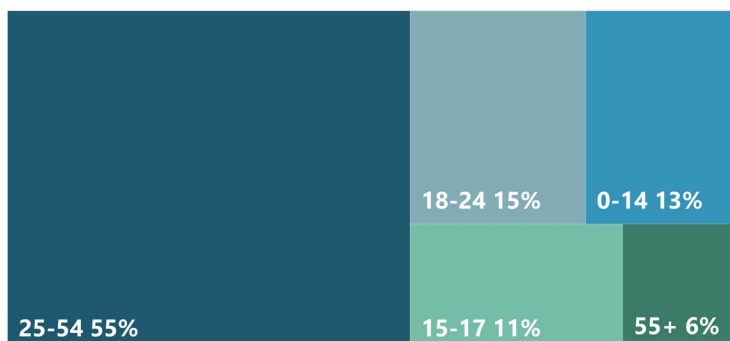
HOUSING STATUS & ZIP CODES



GENDER IDENTITY



AGE GROUPS



* This represents total enrollments in all TST-funded programs; however, this number served includes duplication because clients can enroll in multiple programs.

2021 FUNDED PROGRAMS

TREATMENT COURTS \$1.47M spent

Drug Court
DUI Court
Mental Health Court
Veterans Court
Treatment Court Support

Superior Court
District Court
Prosecuting Attorney's Office & Public Defense

YOUTH & FAMILY PROGRAMS \$2.10M spent

Family Recovery Court
Domestic Violence Case Coordinator
Juvenile Justice BH Alternative
Equine-Assisted Youth Peer Support
Nurse Family Partnership
Family Intervention Nurse
Multisystemic Therapy
Wraparound with Intensive Services
Youth Outpatient Treatment
Steps to Wellness
Juvenile Court & Detention Transitions
Children's Mobile Crisis
Children's Mobile Crisis – Juvenile Justice

Superior Court
Juvenile Court
Public Health & Social Services
Thurston-Mason Behavioral Health Administrative Services Organization

ADULT PROGRAMS \$2.19M spent

Chemical Dependency Program
Preparing for Re-Entry Employment
Inmate Mental Health Services
Pre-Trial Release
Psych ARNP Prescriber
Re-Entry Assistance
Transitions & Medication Management
Corrections TST Program Coordinator
Public Defense Social Services
Veterans Case Manager
Naloxone and Overdose Prevention
Nisqually Jail Case Management
Re-Entry Assistance
Jail Behavioral Health Program
Housing Case Management
Intensive Case Management
Pretrial Services Diversion
Intensive Supervision Probation Counselor

Thurston County Sheriff's Office Corrections Bureau
Public Defense
Public Health & Social Services
Thurston-Mason Behavioral Health Administrative Services Organization
Pretrial Services
District Court

COMMUNITY GRANTS \$335K spent

Pear Blossom Case Management
Parent Forward Support
Monarch Children's Justice & Advocacy Center
Northwest Resources Integrated Primary Care
YWCA of Olympia Youth Council

Family Support Center of South Sound
Family Education and Support Services
Community Action Council
Northwest Resources
YWCA of Olympia

TST ADMIN \$434K spent

TST Staff, Admin, and Training

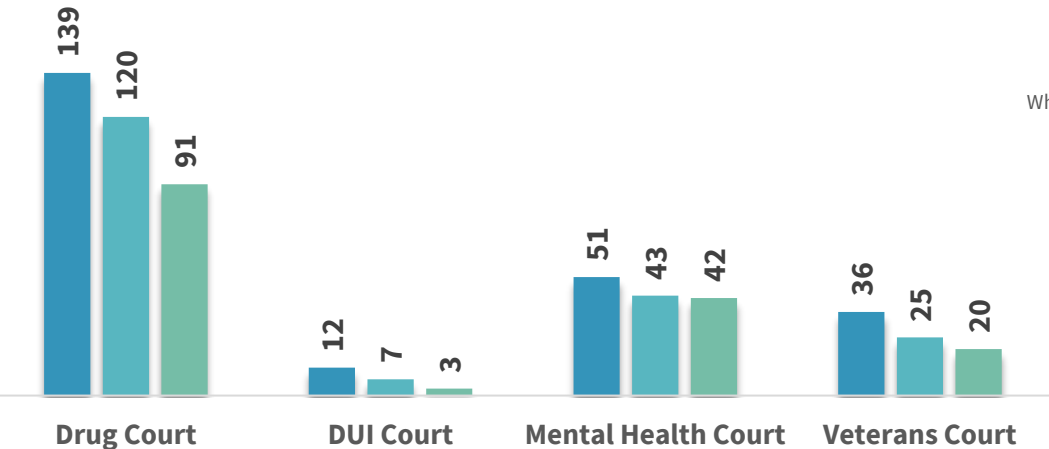
2021 TREATMENT COURTS

WHAT IS A TREATMENT COURT?

Thurston County Treatment Courts operate to reduce the risk for future justice system involvement by connecting participants with appropriate support and services. This approach has been found to be more effective than traditional sentencing in holding individuals accountable, promoting positive behavior change, engaging participants with necessary support and services, providing continuous judicially and community supervision, and promoting community safety. TST funds are provided to operate activities of each Treatment Court, including the efforts of the Prosecuting Attorney’s Office and the Public Defense.

CLIENTS SERVED

■ 2019 ■ 2020 ■ 2021



LEVERAGING FUNDS

91% TST Funding
9% Non-TST Funding

RECIDIVISM RATES

What percentage of 2020 program graduates were arrested with a new charge within 12 months?

12% of Drug Court Graduates



8% of Veterans Court Graduates



0% of DUI Court Graduates



0% of Mental Health Court Graduates



PROGRAM PERFORMANCE

Drug Court	71 new clients were referred, 38 new clients enrolled, 75% graduation rate
DUI Court	1 new client was referred, 1 new client enrolled, 67% graduation rate
Mental Health Court	31 new clients were referred, 20 new clients enrolled, 90% graduation rate
Veterans Court	17 new clients were referred, 8 new clients enrolled, 100% graduation rate

2021 HIGHLIGHTS

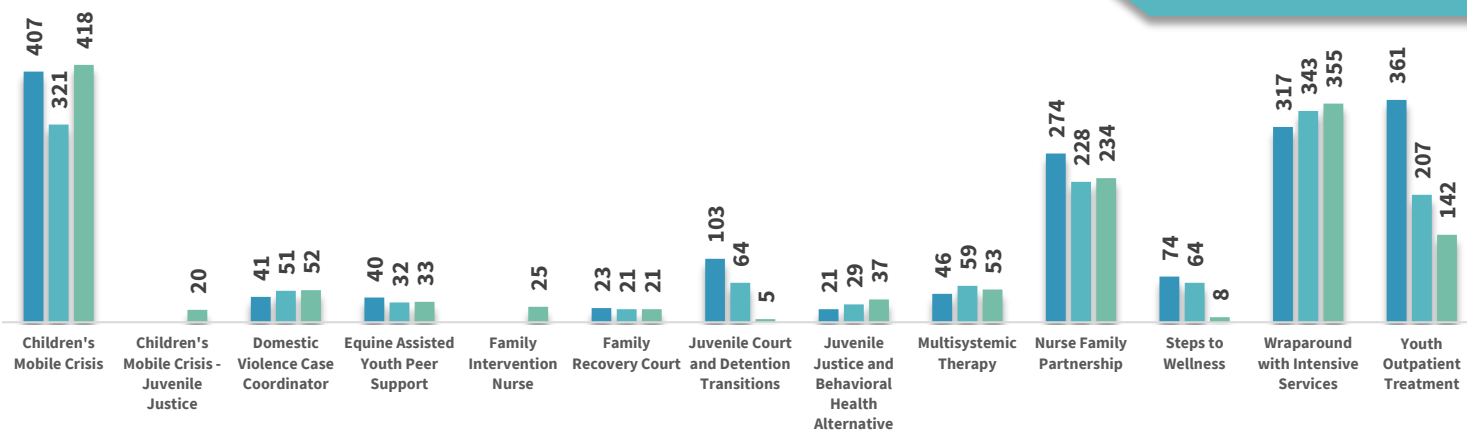
Mental Health and Veterans Court implemented significant program changes during 2021, including:

- Revamped referral & acceptance process, reducing the time from referral to program entry from 2- 6 months to 10- 14 days.
- Widened the nexus between legal problems & mental health issues in order to allow higher needs participants to enter the program.
- Assigned a Care Coordinator to clients as soon as they are accepted to the program instead of waiting for legal documents to be finalized.
- Allow participants to enter with a positive urinalysis (UA). In the past, only those with negative UAs were allowed entry. UAs provide valuable information to develop treatment plans.

2021 YOUTH & FAMILY PROGRAMS

CLIENTS SERVED

■ 2019 ■ 2020 ■ 2021



LEVERAGING FUNDS

88% TST Funding
12% Non-TST Funding

PROGRAM PERFORMANCE

Children's Mobile Crisis	81% exited to successful case closure or ongoing treatment
Children's Mobile Crisis – Juvenile Justice (New Program in 2021)	81% exited to successful case closure or ongoing treatment
Domestic Violence Case Coordinator	30% engaged in treatment
Equine Assisted Youth Peer Support	59% reported reduced anxiety at exit
Family Recovery Court	44% graduation rate
Family Intervention Nurse (New Program in 2021)	Limited data; new program
Juvenile Court and Detention Transitions (Ended in 2021)	10 assessments provided
Juvenile Justice BH Alternative	94% graduated, 92% reduced substance use
Multisystemic Therapy	60% exited successfully, 93% reduction in arrests
Nurse Family Partnership	81% exited successfully, 75% engaged in treatment
Steps to Wellness	25 interventions provided
Wraparound with Intensive Services	75% exited successfully, 88% showed improved school attendance
Youth Outpatient Treatment	44% exited successfully, 56% reduction in alcohol use

* Juvenile Court and Detention Transitions ended June 2021 and Children's Mobile Crisis – Juvenile Justice started July 2021.

2021 HIGHLIGHTS

Some big changes in TST-funded youth and family programming during 2021 included:

- Transitioned clinical mental health services at Thurston County Juvenile Detention to Catholic Community Services (CCS) Children's Mobile Crisis Juvenile Justice program (replacing Juvenile Court and Detention Transitions). This change integrates services in detention with CCS's 24/7 children's crisis services throughout the community. This ensures continuity with after-hours services and allows stabilization services for 60 days beyond the initial intervention provided in detention.
- Launched Family Intervention Nurse program to provide nurse home visiting services for families with behavioral health needs who are not eligible for Nurse Family Partnership. There is a clear community need—the caseload was immediately full, leading to an expansion of capacity in 2022.

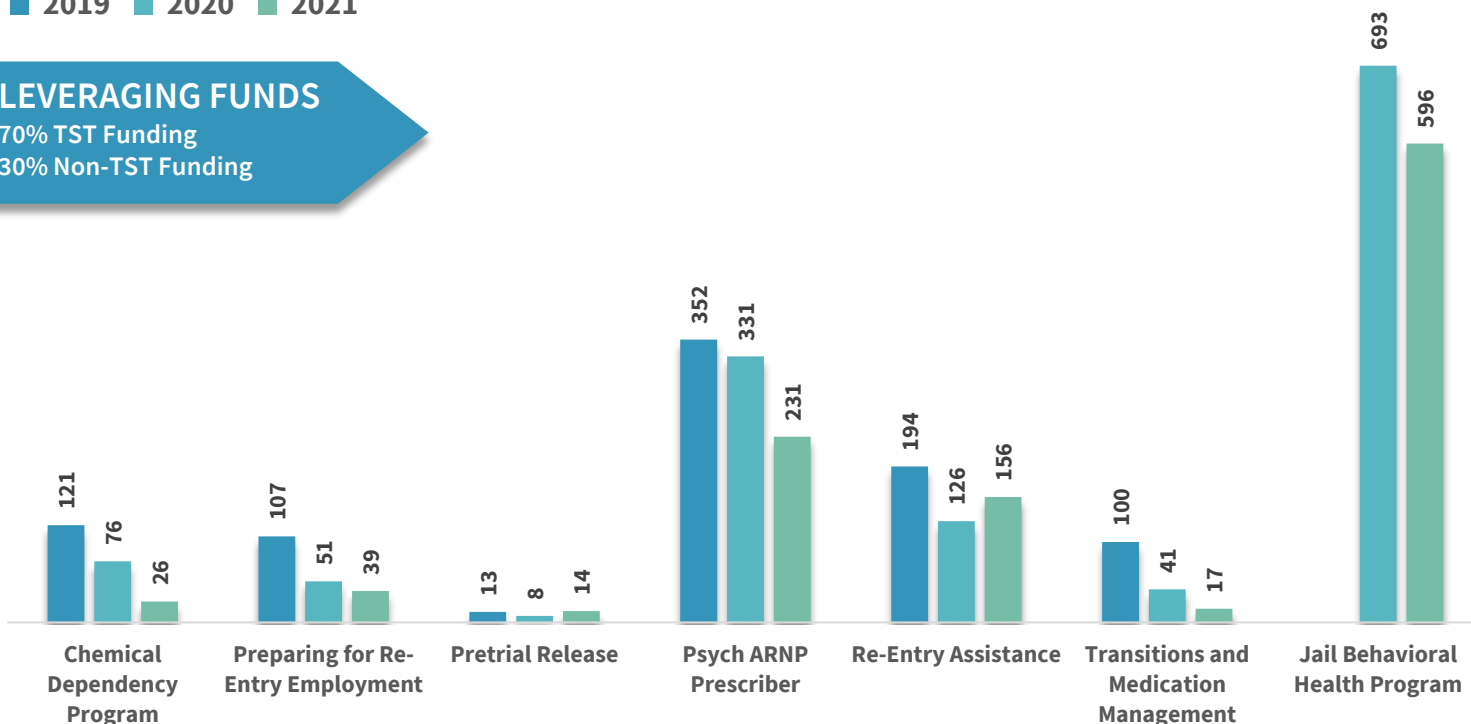
CLIENTS SERVED

■ 2019 ■ 2020 ■ 2021

LEVERAGING FUNDS

70% TST Funding

30% Non-TST Funding



PROGRAM PERFORMANCE

Chemical Dependency Program	67% of jail participants graduated Phase III, 87% of Drug Court participants completed Phase II
Preparing for Re-Entry Employment	15 clients gained employment
Pretrial Release	6 release plans accepted
Psych ARNP Prescriber	373 referrals to service, average wait time of 6 days
Re-Entry Assistance	89% of clients linked to treatment, 31% linked to housing at exit
Transitions & Medication Management	100% of clients linked to treatment, 94% linked to housing at exit
Jail Behavioral Health Program	3,245 mental health interventions conducted

2021 HIGHLIGHTS

COVID presented challenges for everyone in 2021-- but in congregate settings such as jails, the challenges were especially intense. To comply with public health guidance, the Thurston County Jail switched to virtual programming for most TST-funded services. Computers installed in dorm classrooms enabled most programs to continue providing services throughout the year, even as outbreaks occurred.

In addition, a new program in 2021 used TST funding to cover the cost of Court-ordered psych medications for individuals involved in competency restoration proceedings. Funding covered the cost of medications for 10 individuals, and it is hoped that the availability of this funding will help facilitate timely competency restoration.

2021 ADULT PROGRAMS

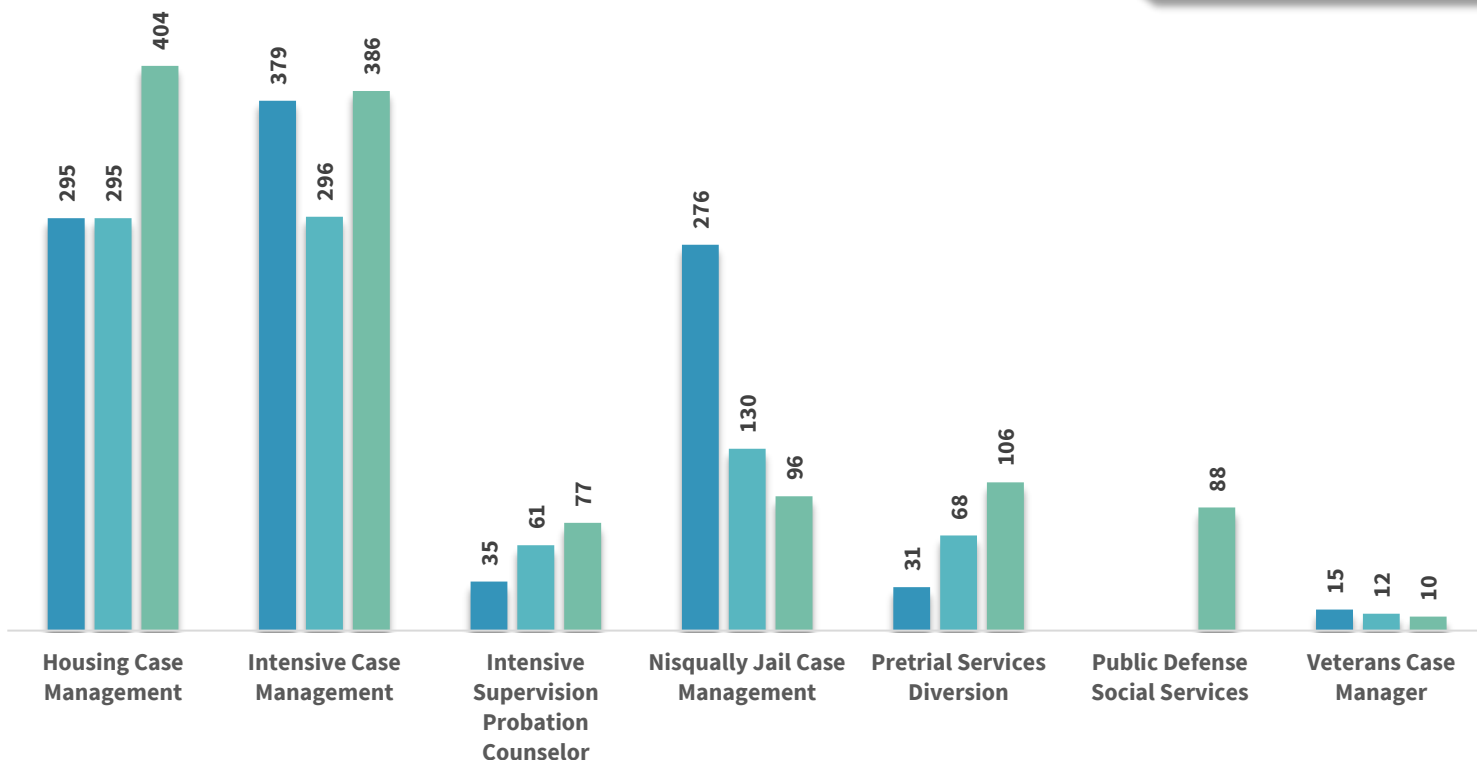
OTHER

CLIENTS SERVED

■ 2019 ■ 2020 ■ 2021

LEVERAGING FUNDS

94% TST Funding
6% Non-TST Funding



PROGRAM PERFORMANCE

Housing Case Management	201 individuals placed into housing
Intensive Case Management	404 assessments conducted, 343 individuals engaged in treatment
Intensive Services Probation Counselor	69% of individuals engaged in treatment
Nisqually Jail Case Management	66% of individuals receiving reentry services connected to treatment
Pretrial Services Diversion	63% of clients exited successfully
Public Defense Social Services (New Program in 2021)	65% of clients exited successfully, 40% engaged in treatment
Veterans Case Manager	4 out of 6 of clients linked to treatment and housing at exit

*Public Defense Mitigation Services ended in 2020 and Public Defense Social Services started in 2021.

2021 HIGHLIGHTS

With new TST funding in 2021, Thurston County Public Defense created a Social Services Specialist position. This program launched in the spring and was able to assist 88 defendants during the year with connections to needed services. Sixty-four individuals were referred for behavioral health treatment. The program built partnerships with other programs including the treatment courts, programs in the Thurston County Jail, and housing providers.

2021 REFLECTIONS & GOALS



2021 TREATMENT SALES TAX ADVISORY COMMITTEE

ACCOMPLISHMENTS

TST Advisory Committee developed a budget recommendation to the Board of County Commissioners for 2022-2023. The recommendation was largely adopted by the BOCC and resulted in funds for new programming including:

- Thurston County Resource Hub (Pretrial Services)
- Safe Babies Court (Superior Court, late 2022)
- Co-Responder/ Thurston County Sheriff's Office (Thurston Mason Behavioral Health Administrative Services Organization- TMBHASO)
- Houseless Population Crisis Support (TMBHASO)
- Transition Aged Youth- Wraparound with Intensive Services (TMBHASO)
- Expanded Community Grants (PHSS)

GOALS

- Welcome and orient new members of the TST Advisory Committee
- Convene TST funded programs and TST Advisory Committee members for discussions of goals, progress, and barriers
- Conduct Request for Proposals (RFP) process for new TST Community Grants
- Support launch of new programs noted above
- Support TST-funded programs in identifying and advancing Diversity, Equity, and Inclusion goals

ACKNOWLEDGEMENTS

We would like to thank the Treatment Sales Tax Advisory Committee! This committee is composed of community volunteers that focus on TST-funded program improvement efforts, work through the budget process, and make data-driven budget recommendations to the Board of County Commissioners.

Members:

- Robert Almada
- Glenn Dunnam (departed 03/2021)
- Chanita Jackson
- Bob Jones
- Sfirah Madrone (departed 3/2022)
- Marilyn Roberts
- Skip Steffen (departed 03/2021)
- Wendy Tanner
- Priscilla Terry
- Gina Thompson
- Steven Thomson (departed 09/2021)

We would also like to thank all of our 2021 TST Program Partners for their efforts to meet the behavioral health needs of Thurston County!

TST DASHBOARD

TST data for 2021, including demographic and expenditure data, is now available on the [Treatment Sales Tax Dashboard](#)!

TST HOMEPAGE

Visit our [Homepage](#) on the PHSS website for more information about TST!