

**Official Returns**

of the

**Special Election**

held in

**Thurston  
County**


*April 27, 2010*

**State of Washington**


## Oath of County Auditor or Supervisor of Elections

STATE OF WASHINGTON            )  
  ) ss.  
COUNTY OF THURSTON         )

I solemnly swear that the returns of the Special Election held on April 27, 2010 in Thurston County, State of Washington, have been in no way altered and that they are the same as when they were deposited in my office.

  
\_\_\_\_\_  
County Auditor or Supervisor of Elections

*Subscribed and sworn to me this 12<sup>th</sup> day of May, 2010.*

  
\_\_\_\_\_  
Chairman, County Legislative Authority


## Certification of the Canvassing Board


STATE OF WASHINGTON            )  
  ) ss.  
COUNTY OF THURSTON         )


The undersigned officers designated by law as constituting the Canvassing Board for the County of Thurston, State of Washington, hereby certify that this is a full, true and correct copy of the Abstract of Votes including the cumulative results, precinct results, and a reconciliation report of votes cast at the Special Election held on April 27, 2010 in Thurston County, State of Washington, and that the following are the true and reconciled numbers of voters and votes counted.

*Witness our hands and official seal this 12<sup>th</sup> day of May, 2010.*



  
\_\_\_\_\_  
County Auditor or Supervisor of Elections

  
\_\_\_\_\_  
Chairman, County Legislative Authority

  
\_\_\_\_\_  
County Prosecuting Attorney

**Certification Reconciliation Report  
Special Election  
April 27, 2010**

**Registration**

Total number of active registered voters in all precincts	47,091
Total number of inactive registered voters in all precincts	5,418
<b>Total registered voters in all precincts</b>	<b>52,509</b>

---

Total absentee ballots counted (includes absentee, VBM, federal write-in, overseas, out of state, and service ballots)	16,045
Total poll site ballots counted (includes poll site and provisional ballots)	0
<b>Total Ballots counted</b>	<b>16,045</b>

---

**Absentee and VBM Ballots**

The total number of absentee/VBM ballots issued	44,987
The total number of absentee/VBM ballots returned	15,780
The total number of absentee/VBM ballots rejected	75
The total number of absentee/VBM ballots counted	15,705

**Federal Write-In Ballots**

The total number of federal write-in ballots counted	0
--	---

**Out-of-State, Overseas, and Service Voters**

The total number of overseas and service voters' ballots issued	2,407
The total number of overseas and service voters' ballots returned	343
The total number of overseas and service voters' ballots rejected	3
The total number of overseas and service voters' ballots counted	340

**Provisional Ballots**

The total number of provisional ballots issued (by this county)	0
The total number of provisional ballots rejected (includes sending to other counties)	0
The total number of provisional ballots received from other counties	0
The total number of provisional ballots counted	0

County Name: **Thurston**  
 Election Type: **Special** Election Date: **04/27/2010**

Active Registered Voters	47091	Overall Ballot Reconciliation:	Ballots Returned	16123
Inactive Registered Voters	5418		Ballots Counted	16045
Total Registered Voters	52509		Ballots Rejected	78
			Ballots Not Reconciled	0

Voter Category Reconciliation Detail					
Voter/ Ballot Categories	Issued	Received (includes provisional rec'd from other counties)	Accepted	Rejected (includes provisional ballots sent to other counties)	Reconciled
UOCAVA (Overseas and Military)	2407	343	340	3	0
Federal Write-In				0	0
Provisional	0	0	0	0	0
Ballots cast on Direct Recording Electronic devices	0	0	0	0	0
All other ballots (include ACP) not reported in other categories	44987	15780	15705	75	0
<b>Totals</b>	<b>47394</b>	<b>16123</b>	<b>16045</b>	<b>78</b>	<b>0</b>

Run Date:05/12/10 12:04 PM

VOTES PERCENT

PRECINCTS COUNTED (OF 98)	98	100.00
REGISTERED VOTERS - TOTAL	47,091	
BALLOTS CAST - TOTAL	16,045	
BALLOTS CAST - BLANK	16	.10
VOTER TURNOUT - TOTAL		34.07
VOTER TURNOUT - BLANK		.03

City of Lacey

VOTE FOR 1		
Yes	6,477	86.18
No.	1,039	13.82
Total	7,516	

Fire Protection District No. 3  
FIRE PROTECTION DIST. NO.3 (LACEY)

VOTE FOR 1		
Yes	7,128	83.73
No.	1,385	16.27
Total	8,513	