

**Official Returns**  
of the  
**Primary Election**

held in

**Thurston  
County**


*August 18, 2009*

**State of Washington**


## Oath of County Auditor or Supervisor of Elections

STATE OF WASHINGTON )  
 ) ss.  
COUNTY OF THURSTON )

I solemnly swear that the returns of the Primary Election held on August 18, 2009 in Thurston County, State of Washington, have been in no way altered and that they are the same as when they were deposited in my office.

  
\_\_\_\_\_  
County Auditor or Supervisor of Elections

*Subscribed and sworn to me this 2<sup>nd</sup> day of September, 2009.*


  
\_\_\_\_\_  
Chairman, County Legislative Authority


## Certification of the Canvassing Board


STATE OF WASHINGTON )  
 ) ss.  
COUNTY OF THURSTON )

The undersigned officers designated by law as constituting the Canvassing Board for the County of Thurston, State of Washington, hereby certify that this is a full, true and correct copy of the Abstract of Votes including the cumulative results, precinct results, and a reconciliation report of votes cast at the Primary Election held on August 18, 2009 in Thurston County, State of Washington, and that the following are the true and reconciled numbers of voters and votes counted.

*Witness our hands and official seal this 2<sup>nd</sup> day of September, 2009*

  
\_\_\_\_\_  
County Auditor or Supervisor of Elections

  
\_\_\_\_\_  
Chairman, County Legislative Authority

  
\_\_\_\_\_  
Don Bluff PPA  
County Prosecuting Attorney



**Certification Reconciliation Report  
Primary Election  
August 18, 2009**

**Registration**

Total number of active registered voters in all precincts	86,708
Total number of inactive registered voters in all precincts	6,952
<b>Total registered voters in all precincts</b>	<b>93,660</b>

---

Total absentee ballots counted (includes absentee, VBM, federal write-in, overseas, out of state, and service ballots)	26,697
Total poll site ballots counted (includes poll site and provisional ballots)	1
<b>Total Ballots counted</b>	<b>26,698</b>

---

**Absentee and VBM Ballots**

The total number of absentee/VBM ballots issued	87,206
The total number of absentee/VBM ballots returned	26,608
The total number of absentee/VBM ballots rejected	134
The total number of absentee/VBM ballots counted	26,474

**Federal Write-In Ballots**

The total number of federal write-in ballots counted	0
--	---

**Out-of-State, Overseas, and Service Voters**

The total number of out-of-state, overseas, and service voters' ballots issued	2,113
The total number of out-of-state, overseas, and service voters' ballots returned	226
The total number of out-of-state, overseas, and service voters' ballots rejected	3
The total number of out-of-state, overseas, and service voters' ballots counted	223

**Provisional Ballots**

The total number of provisional ballots issued (by this county)	0
The total number of provisional ballots rejected (includes sending to other counties)	0
The total number of provisional ballots received from other counties	1
The total number of provisional ballots counted	1

Run Date:09/02/09 10:54 AM

	VOTES	PERCENT
PRECINCTS COUNTED (OF 177)	177	100.00
REGISTERED VOTERS - TOTAL	86,708	
BALLOTS CAST - TOTAL	26,698	
BALLOTS CAST - BLANK	35	.13
VOTER TURNOUT - TOTAL		30.79
VOTER TURNOUT - BLANK		.04

Commissioner District No. 3

VOTE FOR 1		
Patrick Beehler	5,259	35.82
Dan Venable	2,662	18.13
Karen L. Valenzuela	6,712	45.72
WRITE-IN	48	.33
Total	14,681	

Commissioner District No. 3  
PORT OF OLYMPIA DISTRICT NO. 3

VOTE FOR 1		
Dave Peeler	6,086	45.99
Will Stakelin	2,866	21.66
Jeff Davis	4,151	31.37
WRITE-IN	129	.97
Total	13,232	

City Council Position No. 4 CITY OF OLYMPIA

VOTE FOR 1		
Karen Veltheer	2,650	30.75
Amy Tousley	2,494	28.94
Karen Rogers	3,410	39.57
WRITE-IN	64	.74
Total	8,618	

City Council Position No. 5 CITY OF OLYMPIA

VOTE FOR 1		
Janine Gates	2,426	27.15
Stephen Buxbaum	3,773	42.23
Jeff Kingsbury	2,696	30.17
WRITE-IN	40	.45
Total	8,935	

Mayor CITY OF TUMWATER

VOTE FOR 1		
Justin Kover	102	3.25
Joan Cathey	784	24.95
Neil A. McClanahan	850	27.05
David (Dave) Raatz	189	6.02
Pete Kmet	1,210	38.51
WRITE-IN	7	.22
Total	3,142	

City of Yelm - RFA			
VOTE FOR 1			
Yes	364	56.17	
No	284	43.83	
Total	648		

FD #2 (Proposition No. 1) YELM FIRE DISTRICT

VOTE FOR 1			
Yes	792	46.07	
No	927	53.93	
Total	1,719		

FD #4 (Proposition No. 1)  
FIRE PROTECTION DIST. NO. 4 (RAINIER)

VOTE FOR 1			
Yes	507	52.21	
No	464	47.79	
Total	971		

FD #1 (Proposition No. 1)  
FIRE PROTECTION DIST. NO.1 (GM - ROCH)

VOTE FOR 1			
Yes	1,154	59.36	
No	790	40.64	
Total	1,944		

FD #11 (Littlerock)  
FIRE PROTECTION DIST. NO. 11 (LITTLEROCK)

VOTE FOR 1			
Yes	1,098	58.16	
No	790	41.84	
Total	1,888		

FD #6 (Proposition No. 1)  
FIRE PROTECTION DIST. NO. 6 (EAST OLY)

VOTE FOR 1			
Approved	1,591	56.16	
Rejected	1,242	43.84	
Total	2,833		

**Thurston County Elections**

**Primary Election - August 18, 2009**

**Official Results - as of September 2, 2009**

*\*Districts need a combined simple majority (50% + 1) to pass*

	Number of Registered Voters		Total Ballots Cast		Voter Turnout		Yes	No
Fire Protection District No. 1 (Grand Mound - Rochester)	6475	1944	30.02	1154	790			
Fire Protection District No. 11 (Littlerock)	5720	1888	33.01	1098	790			
<b>Total</b>	<b>12195</b>	<b>3832</b>	<b>31.42</b>	<b>2252</b>	<b>1580</b>			
		<b>Total Percentage</b>	<b>58.77</b>		<b>41.23</b>			
<b>Proposition No. 1</b>								
<b>Creation of Regional Fire Protection Service Authority</b>								
City of Yelm	2744	648	23.62	364	284			
Yelm Fire District	6130	1719	28.04	792	927			
Fire Protection District No. 4 (Rainier)	3051	971	31.83	507	464			
<b>Total</b>	<b>11925</b>	<b>3338</b>	<b>27.99</b>	<b>1663</b>	<b>1675</b>			
		<b>Total Percentage</b>	<b>49.82</b>		<b>50.18</b>			