

Official Returns

of the

Special Election

held in

**Thurston
County**


February 3, 2009

State of Washington

Oath of County Auditor or Supervisor of Elections

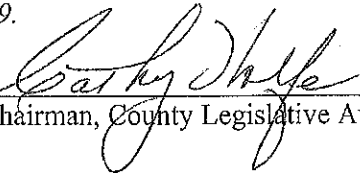
STATE OF WASHINGTON)
) ss.
COUNTY OF THURSTON)

I solemnly swear that the returns of the Special Election held on February 3, 2009 in Thurston County, State of Washington, have been in no way altered and that they are the same as when they were deposited in my office.



County Auditor or Supervisor of Elections

Subscribed and sworn to me this 18th day of February, 2009.



Chairman, County Legislative Authority

Certification of the Canvassing Board


STATE OF WASHINGTON)
) ss.
COUNTY OF THURSTON)

The undersigned officers designated by law as constituting the Canvassing Board for the County of Thurston, State of Washington, hereby certify that this is a full, true and correct copy of the Abstract of Votes including the cumulative results, precinct results, and a reconciliation report of votes cast at the Special Election held on February 3, 2009 in Thurston County, State of Washington, and that the following are the true and reconciled numbers of voters and votes counted.


Witness our hands and official seal this 18th day of February, 2009



County Auditor or Supervisor of Elections



Chairman, County Legislative Authority



County Prosecuting Attorney



**Certification Reconciliation Report
Special Election
February 3, 2009**

Registration

Total number of active registered voters in all precincts	148,405
Total number of inactive registered voters in all precincts	9,962
Total registered voters in all precincts	158,367

Total absentee ballots counted (includes absentee, VBM, federal write-in, overseas, out of state, and service ballots)	50,563
Total poll site ballots counted (includes poll site and provisional ballots)	0
Total Ballots counted	50,563

Absentee and VBM Ballots

The total number of absentee/VBM ballots issued	147,913
The total number of absentee/VBM ballots returned	52,140
The total number of absentee/VBM ballots rejected	2,517
The total number of absentee/VBM ballots counted	49,623

Federal Write-In Ballots

The total number of federal write-in ballots counted	0
--	---

Out-of-State, Overseas, and Service Voters

The total number of out-of-state, overseas, and service voters' ballots issued	6,034
The total number of out-of-state, overseas, and service voters' ballots returned	951
The total number of out-of-state, overseas, and service voters' ballots rejected	11
The total number of out-of-state, overseas, and service voters' ballots counted	940

Provisional Ballots

The total number of provisional ballots issued (by this county)	0
The total number of provisional ballots rejected (includes sending to other counties)	0
The total number of provisional ballots received from other counties	0
The total number of provisional ballots counted	0

Official Results

Thurston County, Washington
Special Election
February 3, 2009

(VBM)

Run Date:02/18/09 11:19 AM

VOTES PERCENT

PRECINCTS COUNTED (OF 297)	297	100.00
REGISTERED VOTERS - TOTAL	148,405	
BALLOTS CAST - TOTAL	50,563	
BALLOTS CAST - BLANK	47	.09
VOTER TURNOUT - TOTAL		34.07
VOTER TURNOUT - BLANK		.03

Library TIMBERLAND REGIONAL LIBRARY DISTRICT

VOTE FOR 1

Approved	23,497	46.52
Rejected	27,016	53.48