


Oath of County Auditor or Supervisor of Elections

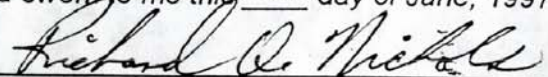
STATE OF WASHINGTON)
) ss.
COUNTY OF THURSTON)

I solemnly swear that the returns of the State Special Election held on June 17, 1997, in Thurston County, State of Washington, have been in no way altered by additions or erasures and that they are the same as when they were deposited in my office.



County Auditor or Supervisor of Elections

Subscribed and sworn to me this 24th day of June, 1997



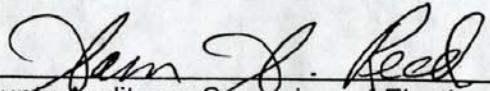
Chairman, County Legislative Authority

Certification of the Canvassing Board


STATE OF WASHINGTON)
) ss.
COUNTY OF THURSTON)

The undersigned officers designated by law as constituting the Canvassing Board for the County of Thurston, State of Washington, hereby certify that this is a full, true and correct copy of the Abstract of Votes cast at the State Special Election held on June 17, 1997, in Thurston County, State of Washington; that the total number of registered voters in all precincts was 124,950; and that the total number of votes cast in such precincts was 69,732.


Witness our hands and official seal this 24th day of June, 1997



County Auditor or Supervisor of Elections



Chairman, County Legislative Authority



County Prosecuting Attorney

07-54 AM

THURSTON COUNTY, WASHINGTON
 JUNE 17, 1997
 SPECIAL ELECTION

FILE COPY

1
2
3
4
5
6
7
8
9
10
11
12
13
14
15
16
17
18
19
20
21
22
23
24
25
26
27
28
29
30
31
32
33
34
35
36
37
38
39
40
41
42
43
44
45
46
47
48
49
50
51
52
53
54
55

	COUNT	PERCENT	COUNT	PERCENT
PRECINCTS COUNTED - TOTAL	15	100.00		
PRECINCTS COUNTED - REGULAR	15	100.00		
PRECINCTS COUNTED CONG 3	10	100.00		
PRECINCTS COUNTED CONG 9	5	100.00		
PRECINCTS COUNTED LEG 20	5	100.00		
PRECINCTS COUNTED LEG 22	8	100.00		
PRECINCTS COUNTED LEG 35	2	100.00		
REGISTERED VOTERS	124,950			
BALLOTS CAST - TOTAL	69,732	55.81		
BALLOTS CAST - REGULAR	69,732			
BALLOTS CAST - CONG 3	46,490			
BALLOTS CAST - CONG 9	23,242			
BALLOTS CAST - LEG 20	19,686			
BALLOTS CAST - LEG 22	43,046			
BALLOTS CAST - LEG 35	7,000			
FOOTBALL				
SOCCER STADIUM - REFERENDUM BILL 48				
YES	35,034	50.85		
NO	33,859	49.15		

- 01 - REGISTERED VOTERS
- 02 - BALLOTS CAST - TOTAL
- 03 - BALLOTS CAST - REGULAR
- 04 - BALLOTS CAST - CONG 3
- 05 - BALLOTS CAST - CONG 9
- 06 - BALLOTS CAST - LEG 20
- 07 - BALLOTS CAST - LEG 22
- 08 - BALLOTS CAST - LEG 35

FILE COPY

- FOOTBALL
- SOCCER STADIUM - REFERENDUM BILL 48
- 09 - YES
- 10 - NO

	01	02	03	04	05	06	07	08	09	10
FORMAT 1A 9-20	9,999	9,692	9,692		9,692	9,692			4,632	4,946
FORMAT 1B 9-20	9,999	3,812	3,812		3,812	3,812			2,020	1,748
FORMAT 1C 9-20	5,292									
FORMAT 2A 3-20	9,999	6,179	6,179	6,179		6,179			3,002	3,096
FORMAT 2B 3-20	1,508	3	3	3		3			2	1
FORMAT 3A 9-22	9,999	9,724	9,724		9,724		9,724		5,105	4,508
FORMAT 3B 9-22	7,351	14	14		14		14		8	6
FORMAT 4A 3-22	9,999	9,934	9,934	9,934			9,934		4,844	4,953
FORMAT 4B 3-22	9,999	9,981	9,981	9,981			9,981		4,922	4,942
FORMAT 4C 3-22	9,999	8,667	8,667	8,667			8,667		4,450	4,110
FORMAT 4D 3-22	9,999	4,726	4,726	4,726			4,726		2,472	2,206
FORMAT 4E 3-22	9,999									
FORMAT 4F 3-22	9,251									
FORMAT 5A 3-35	9,999	6,988	6,988	6,988				6,988	3,569	3,339
FORMAT 5B 3-35	1,558	12	12	12				12	8	4
TOTAL	124,950	69,732	69,732	46,490	23,242	19,686	43,046	7,000	35,034	33,859
REGULAR	124,950	69,732	69,732	46,490	23,242	19,686	43,046	7,000	35,034	33,859
NG 3	82,310	46,490	46,490	46,490		6,182	33,308	7,000	23,269	22,651
NG 9	42,640	23,242	23,242		23,242	13,504	9,738		11,765	11,208
G 20	36,797	19,686	19,686	6,182	13,504	19,686			9,656	9,791
G 22	76,596	43,046	43,046	33,308	9,738		43,046		21,801	20,725
G 35	11,557	7,000	7,000	7,000				7,000	3,577	3,343

WE, THE UNDERSIGNED, CERTIFY THAT THE ABOVE RESULTS ARE TRUE AND CORRECT.

NAME.....

NAME.....

SEAL NO.....