

**Official Returns**

of the

**Special Election**

held in

**Thurston  
County**


*May 20, 2008*

**State of Washington**

# Oath of County Auditor or Supervisor of Elections

STATE OF WASHINGTON )  
 ) ss.  
COUNTY OF THURSTON )

I solemnly swear that the returns of the Special Election held on May 20, 2008 in Thurston County, State of Washington, have been in no way altered and that they are the same as when they were deposited in my office.

  
\_\_\_\_\_  
County Auditor or Supervisor of Elections

*Subscribed and sworn to me this 4<sup>th</sup> day of June, 2008*


\_\_\_\_\_  
Chairman, County Legislative Authority


## Certification of the Canvassing Board


STATE OF WASHINGTON )  
 ) ss.  
COUNTY OF THURSTON )


The undersigned officers designated by law as constituting the Canvassing Board for the County of Thurston, State of Washington, hereby certify that this is a full, true and correct copy of the Abstract of Votes including the cumulative results, precinct results, and a reconciliation report of votes cast at the Special Election held on May 20, 2008 in Thurston County, State of Washington, and that the following are the true and reconciled numbers of voters and votes counted.

*Witness our hands and official seal this 4<sup>th</sup> day of June, 2008*

  
\_\_\_\_\_  
County Auditor or Supervisor of Elections

  
\_\_\_\_\_  
Chairman, County Legislative Authority

  
\_\_\_\_\_  
for: County Prosecuting Attorney



**Certification Reconciliation Report**  
**Special Election**  
**May 20, 2008**

**Registration**

Total number of active registered voters in all precincts	47,940
Total number of inactive registered voters in all precincts	5,588
<b>Total registered voters in all precincts</b>	<b>53,528</b>

---

Total absentee ballots counted (includes absentee, VBM, federal write-in, overseas, out of state, and service ballots)	24,124
Total poll site ballots counted (includes poll site and provisional ballots)	0
<b>Total Ballots counted</b>	<b>24,124</b>

---

**Absentee and VBM Ballots**

The total number of absentee/VBM ballots issued	46,337
The total number of absentee/VBM ballots returned	23,746
The total number of absentee/VBM ballots rejected	128
The total number of absentee/VBM ballots counted	23,618

**Federal Write-In Ballots**

The total number of federal write-in ballots counted	0
--	---

**Out-of-State, Overseas, and Service Voters**

The total number of out-of-state, overseas, and service voters' ballots issued	1,810
The total number of out-of-state, overseas, and service voters' ballots returned	508
The total number of out-of-state, overseas, and service voters' ballots rejected	02
The total number of out-of-state, overseas, and service voters' ballots counted	506

**Provisional Ballots**

The total number of provisional ballots issued (by this county)	0
The total number of provisional ballots rejected (includes sending to other counties)	0
The total number of provisional ballots received from other counties	0
The total number of provisional ballots counted	0

**OFFICIAL WRITE-IN TALLY**

None

**MANUAL TALLY**

None

Official Results

Thurston County, Washington  
May 20, 2008  
Special Election

(VBM)

Run Date:06/04/08 11:08 AM

VOTES PERCENT

PRECINCTS COUNTED (OF 104)	104	100.00
REGISTERED VOTERS - TOTAL	47,940	
BALLOTS CAST - TOTAL	24,124	
BALLOTS CAST - BLANK	22	.09
VOTER TURNOUT - TOTAL		50.32
VOTER TURNOUT - BLANK		.05

NORTH THURSTON M&O LEVY NORTH THURSTON PUBLIC SCHOOLS

VOTE FOR 1		
Levy Yes	15,154	62.88
Levy No	8,944	37.12
Total	24,098	