

Official Returns
of the
State
General Election

held in

Thurston

County

November 3, 1992




STATE OF WASHINGTON

MICROFILMED


Oath of County Auditor or Supervisor of Elections

STATE OF WASHINGTON)
) ss.
COUNTY OF THURSTON)

I solemnly swear that the returns of the State General Election held on November 3, 1992, in Thurston County, State of Washington, have been in no wise altered by additions or erasures and that they are the same as when they were deposited in my office.


County Auditor or Supervisor of Elections

Subscribed and sworn to me this 18th day of November, 1992



Chairman, County Legislative Authority

Certification of the Canvassing Board


STATE OF WASHINGTON)
) ss.
COUNTY OF THURSTON)

The undersigned officers designated by law as constituting the Canvassing Board for the County of Thurston, State of Washington, hereby certify that this is a full, true and correct copy of the Abstract of Votes cast at the State General Election held on November 3, 1992, in Thurston County, State of Washington; that the total number of registered voters in all precincts was 95,998; and that the total number of votes cast in such precincts was 35,479.

Witness our hands and official seal this 18th day of November, 1992


County Auditor or Supervisor of Elections


Chairman, County Legislative Authority


County Prosecuting Attorney

FINAL OFFICIAL CUMULATIVE REPORT

03-24 PM

THURSTON COUNTY, WASHINGTON
 NOVEMBER 3, 1992
 GENERAL ELECTION

	COUNT	PERCENT
PRECINCTS COUNTED - TOTAL	450	100.00
PRECINCTS COUNTED - REGULAR	225	100.00
PRECINCTS COUNTED - ABSENTEE	225	100.00
PRECINCTS COUNTED - CONG DIST 3	159	100.00
PRECINCTS COUNTED - CONG DIST 9	66	100.00
PRECINCTS COUNTED - LEG 20	59	100.00
PRECINCTS COUNTED - LEG 22	146	100.00
PRECINCTS COUNTED - LEG 35	20	100.00
PRECINCTS COUNTED - COMM 1	74	100.00
PRECINCTS COUNTED - COMM 2	64	100.00
PRECINCTS COUNTED - COMM 3	87	100.00
PRECINCTS COUNTED - AB CONG DIST 3	159	100.00
PRECINCTS COUNTED - AB CONG DIST 9	66	100.00
PRECINCTS COUNTED - AB LEG 20	59	100.00
PRECINCTS COUNTED - AB LEG 22	146	100.00
PRECINCTS COUNTED - AB LEG 35	20	100.00
PRECINCTS COUNTED - AB COMM 1	74	100.00
PRECINCTS COUNTED - AB COMM 2	64	100.00
PRECINCTS COUNTED - AB COMM 3	87	100.00
REGISTERED VOTERS	95,998	
BALLOTS CAST - TOTAL	85,479	89.04
BALLOTS CAST - REGULAR	65,390	
BALLOTS CAST - ABSENTEE	20,089	
BALLOTS CAST - CONG DIST 3	44,785	
BALLOTS CAST - CONG DIST 9	20,605	
BALLOTS CAST - LEG 20	17,879	
BALLOTS CAST - LEG 22	41,293	

	COUNT	PERCENT
BALLOTS CAST - LEG 35	6,218	
BALLOTS CAST - COMM 1	23,296	
BALLOTS CAST - COMM 2	18,915	
BALLOTS CAST - COMM 3	23,179	
BALLOTS CAST - AB CONG DIST 3	14,144	
BALLOTS CAST - AB CONG DIST 9	5,945	
BALLOTS CAST - AB LEG 20	4,953	
BALLOTS CAST - AB LEG 22	13,227	
BALLOTS CAST - AB LEG 35	1,909	
BALLOTS CAST - AB COMM 1	7,246	
BALLOTS CAST - AB COMM 2	5,593	
BALLOTS CAST - AB COMM 3	7,250	
INITIATIVE 573		
YES	42,049	52.88
NO	37,464	47.12
INITIATIVE 134		
YES	56,697	72.22
NO	21,808	27.78
MEDIC ONE LEVY PROP. 1		
YES	56,355	71.50
NO	22,462	28.50
U.S. PRESIDENT - VICE PRESIDENT		
CLINTON - GORE - DEM.	38,293	45.28
BUSH - QUAYLE - REP.	25,643	30.32
PEROT - STOCKDALE - I.C.	19,551	23.12
MARROU - LORD - LIB.	286	.34
GRITZ - MINETT - P. P.	241	.28
DANIELS - TUPAHACHE - I.C.	129	.15
PHILLIPS - KNIGHT - WASH. TAX.	126	.15
HAGELIN - TOMPKINS - NAT. LAW	123	.15
FULANI - MUNDOZ - NEW ALL.	102	.12
LAROUCHE - BEVEL - I.C.	42	.05
WARREN - DEBATES - S.W.	33	.04

03-24 PM

 THURSDAY, NOVEMBER 3, 1992
 WASHINGTON COUNTY, WASHINGTON
 GENERAL ELECTION

PAGE 02

	COUNT	PERCENT		COUNT	PERCENT
U.S. SENATE			INSURANCE COMMISSIONER		
PATTY MURRAY - DEM.	47,337	56.78	DEBORAH SENN - DEM.	40,592	51.44
ROD CHANDLER - REP.	36,038	43.22	RICHARD G. "DICK" MARQUARDT - REP.	32,813	41.58
U.S. REP. 3RD. DIST.			BRIAN MCCULLOCH - I.C.	5,513	6.99
JOLENE UNSOELD - DEM.	34,582	60.52	STATE SENATE 20TH. LEG. DIST.		
PAT FISKE - REP.	22,556	39.48	NEIL AMONDSON - REP.	11,624	55.52
U.S. REP. 9TH. DIST.			TOM NOGLER - DEM.	9,314	44.48
MIKE KREIDLER - DEM.	14,014	55.75	STATE REP. 20TH. LEG. POS. 1		
PETE VON REICHBAUER - REP.	9,939	39.54	DAVE CHAPPELL - DEM.	10,849	51.54
BRIAN WILSON - I.C.	808	3.21	ROSE BOWMAN - REP.	10,199	48.46
TIMOTHY J. BRILL - I.C.	375	1.49	STATE REP. 20TH. LEG. POS. 2		
GOVERNOR			CHRIS HANSEN - DEM.	10,297	50.14
MIKE LOWRY - DEM.	46,666	55.75	BILL BRUMSICKLE - REP.	10,241	49.86
KEN EIKENBERRY - REP.	37,038	44.25	STATE SENATE 22ND. LEG. DIST.		
LIEUTENANT GOVERNOR			KAREN FRASER - DEM.	33,517	65.46
JOEL PRITCHARD - REP.	40,464	50.46	GENE FORRESTER - REP.	15,844	30.94
RICHARD KELLEY - DEM.	29,641	36.96	MIKE CLARK - LIB.	1,840	3.59
ABSOLUTELY NOBODY - I.C.	6,769	8.44	STATE REP. 22ND. LEG. POS. 1		
TOM ISENBERG - LIB.	3,323	4.14	SANDRA ROMERO - DEM.	30,218	61.30
SECRETARY OF STATE			FIONA BUZZARD - REP.	19,079	38.70
RALPH MUNRO - REP.	50,332	62.82	STATE REP. 22ND. LEG. POS. 2		
JEANNE DIXON - DEM.	27,059	33.77	CATHY WOLFE - DEM.	25,799	51.77
MAURICE WILLEY - LIB.	2,731	3.41	LOU ANNE HOUCK - REP.	22,529	45.21
STATE TREASURER			LINDA WATT - N. L.	1,506	3.02
DAN GRIMM - DEM.	45,309	57.49	STATE REP. 35TH. LEG. POS. 1		
CLAUDE L. OLIVER - REP.	33,505	42.51	BARBARA HOLM - DEM.	4,138	56.25
STATE AUDITOR			PEGGY JOHNSON - REP.	3,218	43.75
SAM REED - REP.	47,671	59.27	STATE REP. 35TH. LEG. POS. 2		
BRIAN SONNTAG - DEM.	29,559	36.75	TIM SHELDON - DEM.	3,934	100.00
ARTHUR D. "ART" RATHJEN - LIB.	3,206	3.99	COUNTY COMM. DIST. 1		
ATTORNEY GENERAL			JUDY WILSON - REP.	39,533	50.76
CHRISTINE GREGOIRE - DEM.	49,323	60.78	GEORGE L. BARNER JR. - DEM.	38,348	49.24
NORM MALENG - REP.	30,367	37.42	COUNTY COMM. DIST. 2		
HOMER L. BRAND - POP.	1,457	1.80	DIANE OBERQUELL - DEM.	43,256	57.10
COMMISSIONER OF PUBLIC LANDS			GARY C. ALEXANDER - REP.	32,496	42.90
JENNIFER M. BELCHER - DEM.	46,275	57.14	COUNTY COMM. DIST. 3		
ANN ANDERSON - REP.	31,621	39.05	DICK NICHOLS - REP.	37,455	49.37
WILLIAM L. MCCORD - LIB.	3,087	3.81	CAROL-ANNE BOYSEN - DEM.	33,712	44.43
SUPERINTENDENT OF PUBLIC INSTRUCTION			PAUL TELFORD - I.C.	4,704	6.20
TERESA "TERRY" BERGESON - N.P.	41,372	53.76			
JUDITH BILLINGS - N.P.	35,583	46.24			

FINAL OFFICIAL CUMULATIVE REPORT

03-24 PM

THURSTON COUNTY, WASHINGTON
NOVEMBER 3, 1992
GENERAL ELECTION

	COUNT	PERCENT		COUNT	PERCENT
PUBLIC UTILITY COMMISSIONER DIST. 2 JOSEPH W. "BUD" KERR - N.P.	53,835	100.00			
SUPREME COURT POS. 1 BARBARA MADSEN - N.P.	35,490	52.69			
ELAINE HOUGHTON - N.P.	31,872	47.31			
SUPREME COURT POS. 2 JAMES M. DOLLIVER - N.P.	44,261	66.38			
KEVIN PATRICK DOLAN - N.P.	22,414	33.62			
SUPREME COURT POS. 3 ROBERT F. UTTER - N.P.	49,863	100.00			
SUPERIOR COURT POS. 1 RICHARD CORK HICKS - N.P.	43,467	58.82			
TERESA MORRIS - N.P.	30,428	41.18			
FIRE DIST. 2 PROP. 1 BONDS YES	1,758	59.92	FAIL		
NO	1,176	40.08			
FIRE DIST. 4 PROP. 1 BONDS YES	613	74.12	PASS		
NO	214	25.88			
FIRE DIST. 5 PROP. 1 BONDS YES	2,060	71.48	PASS		
NO	822	28.52			
FIRE DIST. 8 PROP. 1 BONDS YES	1,964	65.55	PASS		
NO	1,032	34.45			
FIRE DIST. 11 PROP. 1 LEVY LID YES	1,649	54.60	PASS		
NO	1,371	45.40			
FIRE DIST. 12 PROP. 1 BONDS YES	621	59.83	FAIL	31,293	45.23
NO	417	40.17		23,651	30.77
				129	1.15
				126	1.15
				123	1.15
				12	1.15
				11	1.15