

**Official Returns**  
**of the**  
**State General Election**

held in

THURSTON

---

**County**

**November 4, 1997**

**State of Washington**

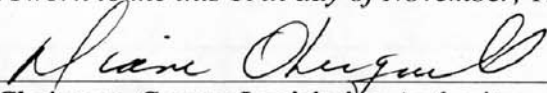
# Oath of County Auditor or Supervisor of Elections

STATE OF WASHINGTON       )  
  ) ss.  
COUNTY OF THURSTON     )

I solemnly swear that the returns of the State General Election held on November 4, 1997, in Thurston County, State of Washington, have been in no way altered by additions or erasures and that they are the same as when they were deposited in my office.

  
\_\_\_\_\_  
County Auditor or Supervisor of Elections

*Subscribed and sworn to me this 19th day of November, 1997*


  
\_\_\_\_\_  
Chairman, County Legislative Authority


## Certification of the Canvassing Board


STATE OF WASHINGTON       )  
  ) ss.  
COUNTY OF THURSTON     )

The undersigned officers designated by law as constituting the Canvassing Board for the County of Thurston, State of Washington, hereby certify that this is a full, true and correct copy of the Abstract of Votes cast at the State General Election held on November 4, 1997, in Thurston County, State of Washington; that the total number of active registered voters in all precincts was 116,514 ; and that the total number of votes cast in such precincts was 70,708 .

*Witness our hands and official seal this 19th day of November, 1997*

  
\_\_\_\_\_  
County Auditor or Supervisor of Elections  
Sam Reed

  
\_\_\_\_\_  
Chairman, County Legislative Authority  
Diane Oberquell

  
\_\_\_\_\_  
County Prosecuting Attorney  
Bernardean Broadous



10-32 AM

THURSTON COUNTY, WASHINGTON  
NOVEMBER 4, 1997 GENERAL ELECTION

	COUNT	PERCENT		COUNT	PERCENT
PRECINCTS COUNTED TOTAL	521	100.00			
PRECINCTS COUNTED - REGULAR	279	100.00	INITIATIVE 673 HEALTH PLANS		
PRECINCTS COUNTED - ABSENTEE	242	100.00	YES	21,830	33.02
PRECINCTS COUNTED - CONG 3	195	100.00	NO	44,286	66.98
PRECINCTS COUNTED - CONG 9	84	100.00	INITIATIVE 676 HANDGUN SAFETY		
PRECINCTS COUNTED - LEG 20	78	100.00	YES	20,240	29.10
PRECINCTS COUNTED - LEG 22	173	100.00	NO	49,319	70.90
PRECINCTS COUNTED - LEG 35	28	100.00	INITIATIVE 677 EMPLOYMENT NON-DISCRIMINATION		
PRECINCTS COUNTED - AB CONG 3	162	100.00	YES	28,275	41.89
PRECINCTS COUNTED - AB CONG 9	80	100.00	NO	39,230	58.11
PRECINCTS COUNTED - AB LEG 20	69	100.00	INITIATIVE 678 DENTAL HYGIENISTS SERVICES		
PRECINCTS COUNTED - AB LEG 22	149	100.00	YES	34,155	50.25
PRECINCTS COUNTED - AB LEG 35	24	100.00	NO	33,819	49.75
REGISTERED VOTERS	116,514		INITIATIVE 685 DRUG MEDICALIZATION		
BALLOTS CAST - TOTAL	70,708	60.69	YES	24,885	36.45
BALLOTS CAST - REGULAR	20,446		NO	43,392	63.55
BALLOTS CAST - ABSENTEE	50,262		REFERENDUM BILL 47 LIMITS ON PROPERTY TAX		
BALLOTS CAST - CONG 3	14,039		YES	43,387	66.35
BALLOTS CAST - CONG 9	6,407		NO	22,009	33.65
BALLOTS CAST - LEG 20	5,890		H.J.R. 4208 SCHOOL DIST LEVIES		
BALLOTS CAST - LEG 22	12,681		YES	34,415	51.47
BALLOTS CAST - LEG 35	1,875		NO	32,449	48.53
BALLOTS CAST - AB CONG 3	33,100		H.J.R. 4209 STORMWATER DR SEWER SERVICES		
BALLOTS CAST - AB CONG 9	17,162		YES	38,944	59.71
BALLOTS CAST - AB LEG 20	14,520		NO	26,279	40.29
BALLOTS CAST - AB LEG 22	30,395		THURSTON COUNTY PROP.1 LIBRARY		
BALLOTS CAST - AB LEG 35	5,347		YES	10,883	50.10
			NO	10,839	49.90
			STATE SENATOR 35 LEG. DIST.		
			TIM SHELDON - DEMO.	4,311	68.44
			DICK TAYLOR - REP.	1,634	25.94
			CHARLES CRAWFORD - RFM.	354	5.62
			THURSTON COUNTY TREASURER		
			ROBIN HUNT - DEMO.	44,204	100.00
			PORT OF OLYMPIA POS.2		
			STEVEN POTTLE - N.P.	28,585	100.00
			PORT OF OLYMPIA POS.3		
			JEFF DICKISON - N.P.	36,867	100.00

10-32 AM

THURSTON COUNTY, WASHINGTON  
NOVEMBER 4, 1997 GENERAL ELECTION

	COUNT	PERCENT		COUNT	PERCENT
TOWN OF BUCODA MAYOR			TOWN OF RAINIER POS.3		
DENNIS MCWHINNEY - N.P.	95	58.64	SHERRY A. O DELL - N.P.	262	57.21
ALAN T. CARR - N.P.	67	41.36	RAYMOND P. SAYWARD - N.P.	196	42.79
TOWN OF BUCODA COUNCIL POS.3			TOWN OF RAINIER POS.5		
JEAN S. MCCOOL - N.P.	100	100.00	CHARLES J. OLIVER - N.P.	257	55.99
TOWN OF BUCODA COUNCIL POS.5			BRUCE KLINE - N.P.	202	44.01
MIKE CHEEK - N.P.	119	100.00	CITY OF TENINO POS.1		
CITY OF LACEY POS.4			ED ECHTLE - N.P.	304	100.00
ANN L. BURGMAN - N.P.	4,102	60.03	CITY OF TENINO POS.3		
KIRK SMITH - N.P.	2,731	39.97	FRANK A. ANDERSON - N.P.	308	100.00
CITY OF LACEY POS.5			CITY OF TUMWATER MAYOR		
JIM WEBER - N.P.	4,959	78.71	RALPH C. USGOOD - N.P.	2,655	100.00
MICHEAL D. BOWLSBY - N.P.	1,341	21.29	CITY OF TUMWATER POS.4		
CITY OF LACEY POS.6			BRUCE ZELLER - N.P.	2,318	100.00
GRAEME SACKRISON - N.P.	3,257	50.47	CITY OF TUMWATER POS.5		
VIRGIL S. CLARKSTON - N.P.	3,196	49.53	WALTER R. JURGENSEN - N.P.	2,313	100.00
CITY OF LACEY POS.7			CITY OF TUMWATER POS.6		
HERBERT A. JONES - N.P.	5,287	100.00	MARK E. SHATTUCK - N.P.	1,740	50.70
CITY OF OLYMPIA POS.4			NADINE ROMERO - N.P.	1,692	49.30
STAN BILES - N.P.	8,215	64.17	CITY OF YELM MAYOR		
FIONA BUZZARD - N.P.	4,586	35.83	KATHRYN M. WOLF - N.P.	378	100.00
CITY OF OLYMPIA POS.5			CITY OF YELM POS.3		
HOLLY GADBAW - N.P.	8,492	69.09	VELMA CURRY - N.P.	323	100.00
ELIZABETH HULBERT - N.P.	3,800	30.91	CITY OF YELM POS.4		
CITY OF OLYMPIA POS.6			GLEN CUNNINGHAM - N.P.	306	100.00
MARGARET S. MCPHEE - N.P.	7,468	63.41	CITY OF YELM POS.5		
NOEL T. OSTRANDER - N.P.	4,309	36.59	ADAM R. RIVAS - N.P.	324	100.00
CITY OF OLYMPIA POS.7			CENTRALIA SD 401-L POS.1		
JEANETTE HAWKINS - N.P.	7,248	59.10	RONALD J BRUMBAUGH - N.P.	83	100.00
WALLY FISHER - N.P.	5,015	40.90	CENTRALIA SD 401-L POS 5		
MUNICIPAL COURT JUDGE POS.1			PATRICIA DOLEZAL - N.P.	66	100.00
LEE CREIGHTON - N.P.	6,296	53.66	GRIFFIN SD-324 POS.4		
TERESA JORDAN - N.P.	5,437	46.34	DORIS FALTYS-BURR - N.P.	1,202	100.00
TOWN OF RAINIER MAYOR			GRIFFIN SD-324 POS.5		
WM. "MIKE" ELLIOTT - N.P.	239	51.18	FRED FINN - N.P.	1,212	66.30
WILLIAM E. "BILL" SNIDER - N.P.	228	48.82	RICH HIBBARD - N.P.	616	33.70
TOWN OF RAINIER POS.1					
NANCY C. DECKER - N.P.	238	51.52			
TERRY FOLEY - N.P.	224	48.48			

10-32 AM

THURSTON COUNTY, WASHINGTON  
NOVEMBER 4, 1997 GENERAL ELECTION

	COUNT	PERCENT		COUNT	PERCENT
NO THURSTON SD-3 POS.2 CHUCK NAMIT - N.P.	12,419	100.00	YELM COMM. SCHOOLS #2 POS.4 DEBBIE EDWARDS - N.P.	2,511	100.00
NO THURSTON SD-3 POS.3 AARON K. OHADA - N.P. THELMA A. JACKSON - N.P.	9,743 8,744	52.70 47.30	FIRE DIST 1 POS.2 CLIFF MILLER - N.P.	1,196	100.00
OLYMPIA SD-111 POS.3 JOHN MCGEE - N.P. SONYA RASMUSSEN - N.P.	9,395 7,052	57.12 42.88	FIRE DIST 2 POS.3 ORVAL FRENCH - N.P.	1,437	100.00
OLYMPIA SD-111 POS.5 BARB RODER - N.P.	11,009	100.00	FIRE DIST 2 LEVY LID INCREASE YES NO	640 1,394	37.60 62.40
RAINIER SD-307 POS.3 BETH WRIGLESWORTH - N.P.	745	100.00	FIRE DIST 3 POS.1 MICHAEL K. WESTENFELDER - N.P. JOHN M. TYSON - N.P.	5,254 2,858	64.77 35.23
RAINIER SD-307 POS.4 KENNETH R. "MARTY" MARTIN - N.P.	697	100.00	FIRE DIST 4 POS.2 CLINTON R. FARMER - N.P.	462	100.00
RAINIER SD-307 POS.5 BEN NESHEIM - N.P.	635	100.00	FIRE DIST 5 POS.1 PETER C. WHITING - N.P.	1,592	100.00
ROCHESTER SD-401 POS.1 WILLIAM M. JOHNSON - N.P.	1,501	100.00	FIRE DIST 6 POS.2 RICHARD C. WELLS - N.P. JIMMY H. PRINCE - N.P.	1,616 870	65.00 35.00
ROCHESTER SD-401 POS.5 JOHN R. MORTENSON - N.P.	1,449	100.00	FIRE DIST 7 POS.1 MICHAEL P. BERMAN - N.P. JUDY MITCHELL - N.P.	957 388	71.15 28.85
TENINO SD-402 POS.1 DEBBIE LUND - N.P. KATHLEEN A. NORQUIST - N.P.	1,239 833	59.80 40.20	FIRE DIST 7 POS.2 RICHARD A. GLECKLER - N.P.	974	100.00
TENINO SD-402 POS.5 RICK MCGINTY - N.P.	1,535	100.00	FIRE DIST 8 POS.2 KEN F. PARSONS SR - N.P.	1,601	100.00
TUMWATER SD-33 POS.1 CORINNE M. TOBECK - N.P.	5,433	100.00	FIRE DIST 8 POS.3 ARTHUR G. GETCHMAN - N.P. DICK SMALL - N.P.	1,055 793	57.09 42.91
TUMWATER SD-33 POS.4 BOB BARCLIFT - N.P.	5,578	100.00	FIRE DIST 9 POS.2 DORNA BULLPITT - N.P.	1,704	100.00
TUMWATER SD-33 POS.5 JANINE WARD - N.P.	5,149	100.00	FIRE DIST 11 POS.3 JOHN RICKS - N.P.	1,697	100.00
YELM COMM. SCHOOLS #2 POS.1 EDWARD M. SORGER - N.P.	2,149	100.00	FIRE DIST 12 POS.2 DON GERMAN - N.P.	653	100.00
YELM COMM. SCHOOLS #2 POS.2 DOUG CAMERON - N.P.	2,321	100.00	FIRE DIST 13 POS.1 BRUCE BJORAK - N.P.	1,307	100.00

## FINAL OFFICIAL CUMULATIVE REPORT

PAGE 04

10-32 AM

THURSTON COUNTY, WASHINGTON  
NOVEMBER 4, 1997 GENERAL ELECTION

	COUNT	PERCENT	COUNT	PERCENT
FIRE DIST 14 POS.1				
TODD T. WATSON - N.P.	351	55.10		
DAVE SMITH - N.P.	286	44.90		
FIRE DIST 14 POS 2				
JEFFREY J. GRIMM - N.P.	470	100.00		
FIRE DIST 15 POS.2				
SUSAN GIRSCH-ARNSDORF - N.P.	129	100.00		
FIRE DIST 15 POS.3				
BILL WARD JR. - N.P.	160	100.00		
FIRE DIST 16 POS.1				
TIM O CONNOR - N.P.	77	100.00		
FIRE DIST 17 POS.2				
BILL OWEN - N.P.	323	66.19		
ANTHONY R. TRIEM - N.P.	165	33.81		
FIRE DIST 17 POS.3				
ROGER V. MCMASTER - N.P.	320	67.65		
ANDREA KELLEMS - N.P.	153	32.35		
TANGLEWILDE PARKS POS.1				
RONNA J. COLE - N.P.	393	100.00		
TANGLEWILDE PARKS POS.5				
W. DAVID CUMMINGS - N.P.	426	100.00		
TANGLEWILDE PARKS PROP.1				
YES	392	62.82		
NO	232	37.18		
GRAND MOUND CEMETERY DIST.1 POS.1				
LARRY A. QUARNSTROM - N.P.	1,306	100.00		
GRAND MOUND CEMETERY DIST.1 POS.2				
DANIEL R. LAEL - N.P.	1,244	100.00		
GRAND MOUND CEMETERY DIST.1 POS.3				
MARC S. SPIEGELBERG - N.P.	1,342	100.00		