

Official Returns
of the
General Election

held in

Thurston
County


November 7, 2006

State of Washington

Oath of County Auditor or Supervisor of Elections

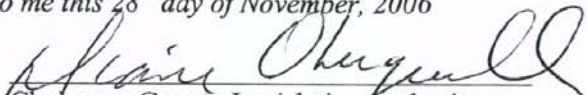
STATE OF WASHINGTON)
) ss.
COUNTY OF THURSTON)

I solemnly swear that the returns of the General Election held on November 7, 2006 in Thurston County, State of Washington, have been in no way altered and that they are the same as when they were deposited in my office.



County Auditor or Supervisor of Elections

Subscribed and sworn to me this 28th day of November, 2006




Chairman, County Legislative Authority

Certification of the Canvassing Board

STATE OF WASHINGTON)
) ss.
COUNTY OF THURSTON)

The undersigned officers designated by law as constituting the Canvassing Board for the County of Thurston, State of Washington, hereby certify that this is a full, true and correct copy of the Abstract of Votes including the cumulative results, precinct results, and a reconciliation report of votes cast at the General Election held on November 7, 2006, in Thurston County, State of Washington, and that the following are the true and reconciled numbers of voters and votes counted.


Witness our hands and official seal this 28th day of November, 2006



for County Auditor or Supervisor of Elections



Chairman, County Legislative Authority



for County Prosecuting Attorney



**Certification Reconciliation Report
General Election
November 7, 2006**

Registration

Total number of active registered voters in all precincts	134,907
Total number of inactive registered voters in all precincts	16,035
Total registered voters in all precincts	150,942

Total absentee ballots counted (includes absentee, VBM, federal write-in, overseas, out of state, and service ballots)	84,938
Total poll site ballots counted (includes poll site and provisional ballots)	73
Total Ballots counted	85,011

Absentee and VBM Ballots

The total number of absentee/VBM ballots issued	134,907
The total number of absentee/VBM ballots returned	85,377
The total number of absentee/VBM ballots rejected	439
The total number of absentee/VBM ballots counted	84,938

Federal Write-In Ballots

The total number of federal write-in ballots counted	1
--	---

Out-of-State, Overseas, and Service Voters

The total number of out-of-state, overseas, and service voters' ballots issued	1719
The total number of out-of-state, overseas, and service voters' ballots returned	821
The total number of out-of-state, overseas, and service voters' ballots rejected	12
The total number of out-of-state, overseas, and service voters' ballots counted	809

Provisional Ballots

The total number of provisional ballots issued (by this county)	35
The total number of provisional ballots rejected (includes sending to other counties)	36
The total number of provisional ballots received from other counties	74
The total number of provisional ballots counted	73

OFFICIAL WRITE-IN TALLY

None

MANUAL TALLY

None

REGISTERED VOTER TOTALS

The total registered voters upon the reconciliation report contains all ballots sent to all qualified voters for the General Election. The total registered voters upon the summary report contains all qualified voters upon the 30-Day cut off.

SUMMARY REPORT

THURSTON COUNTY, WASHINGTON
NOVEMBER 7, 2006
GENERAL ELECTION

FINAL OFFICIAL RESULTS

RU...TE:11/28/06 12:22 PM

REPORT-EL45 PAGE 001

VOTES PERCENT

VOTES PERCENT

PRECINCTS COUNTED (OF 271)	271	100.00
REGISTERED VOTERS - TOTAL	134,876	
BALLOTS CAST - TOTAL	85,011	
BALLOTS CAST - BLANK	9	.01
VOTER TURNOUT - TOTAL		63.03
VOTER TURNOUT - BLANK		.01

U.S. REPRESENTATIVE DIST. NO. 9		
VOTE FOR ONE 1		
ADAM SMITH (DEM)	21,340	65.42
STEVEN C. COFCHIN (REP)	11,221	34.40
WRITE-IN	58	.18
Total	32,619	

INITIATIVE NO. 920		
VOTE FOR ONE 1		
NO.	53,861	64.89
YES	29,142	35.11
Total	83,003	

LEGISLATIVE DIST. NO. 2, STATE REP. POS. NO. 1		
VOTE FOR ONE 1		
JIM MCCUNE (REP)	3,816	50.73
JEAN MARIE CHRISTENSON (DEM)	3,700	49.19
WRITE-IN	6	.08
Total	7,522	

INITIATIVE NO. 933		
VOTE FOR ONE 1		
NO.	53,844	64.59
YES	29,517	35.41
Total	83,361	

LEGISLATIVE DIST. NO. 2, STATE REP. POS. NO. 2		
VOTE FOR ONE 1		
TOM CAMPBELL (REP)	4,023	53.81
JEFF STEPHAN (DEM)	3,443	46.05
WRITE-IN	10	.13
Total	7,476	

INITIATIVE NO. 937		
VOTE FOR ONE 1		
YES	46,980	57.07
NO	35,341	42.93
Total	82,321	

LEGISLATIVE DIST. NO. 20, STATE REP. POS. NO. 1		
VOTE FOR ONE 1		
RICHARD DEBOLT (REP)	10,623	50.76
MIKE RECHNER (DEM)	10,272	49.09
WRITE-IN	31	.15
Total	20,926	

HOUSE RESOLUTION 4223		
VOTE FOR ONE 1		
APPROVED	65,610	81.19
REJECTED	15,201	18.81
Total	80,811	

LEGISLATIVE DIST. NO. 20, STATE REP. POS. NO. 2		
VOTE FOR ONE 1		
GARY C. ALEXANDER (REP)	15,259	96.33
WRITE-IN	581	3.67
Total	15,840	

U.S. SENATOR		
VOTE FOR ONE 1		
MARIA CANTWELL (DEM)	49,529	58.80
MIKE MCGAVICK (REP)	30,683	36.43
AARON DIXON (GRN)	1,792	2.13
BRUCE GUTHRIE (LIB)	1,269	1.51
ROBIN ADAIR (IND)	863	1.02
WRITE-IN	91	.11
Total	84,227	

LEGISLATIVE DIST. NO. 22, STATE REP. POS. NO. 1		
VOTE FOR ONE 1		
BRENDAN W. WILLIAMS (DEM)	34,907	96.92
WRITE-IN	1,108	3.08
Total	36,015	

U.S. REPRESENTATIVE DIST. NO. 3		
VOTE FOR ONE 1		
BRIAN BAIRD (DEM)	34,310	69.28
MICHAEL MESSMORE (REP)	15,008	30.31
WRITE-IN	203	.41
Total	49,521	

LEGISLATIVE DIST. NO. 22, STATE REP. POS. NO. 2		
VOTE FOR ONE 1		
SAM HUNT (DEM)	34,103	73.22
KEVIN BONAGOFSKI (REP)	12,351	26.52
WRITE-IN	125	.27
Total	46,579	

SUMMARY REPORT

THURSTON COUNTY, WASHINGTON
NOVEMBER 7, 2006
GENERAL ELECTION

FINAL OFFICIAL RESULTS

RUN DATE: 11/28/06 12:22 PM

REPORT-EL45 PAGE 002

VOTES PERCENT

VOTES PERCENT

LEGISLATIVE DIST. NO. 35, SENATOR

VOTE FOR ONE 1			
TIM SHELDON (DEM)	4,192	68.80	
MARK E. SHATTUCK (REP)	1,734	28.46	
WRITE-IN	167	2.74	
Total	6,093		

CORONER

VOTE FOR ONE 1			
GARY WARNOCK (DEM)	43,750	56.87	
TERRY L. HARPER (REP)	33,067	42.98	
WRITE-IN	110	.14	
Total	76,927		

LEGISLATIVE DIST. NO. 35, STATE REP. POS. NO. 1

VOTE FOR ONE 1			
KATHY HAIGH (DEM)	4,115	65.76	
MARCO BROWN (REP)	2,129	34.02	
WRITE-IN	14	.22	
Total	6,258		

PROSECUTING ATTORNEY

VOTE FOR ONE 1			
ED HOLM (DEM)	56,951	97.78	
WRITE-IN	1,293	2.22	
Total	58,244		

LEGISLATIVE DIST. NO. 35, STATE REP. POS. NO. 2

VOTE FOR ONE 1			
WILLIAM "IKE" EICKMEYER (DEM)	4,209	67.61	
RANDY NEATHERLIN (REP)	2,006	32.22	
WRITE-IN	10	.16	
Total	6,225		

SHERIFF

VOTE FOR ONE 1			
DANIEL D. KIMBALL (DEM)	52,233	65.55	
HOWARD P. THRONSON (REP)	27,311	34.27	
WRITE-IN	141	.18	
Total	79,685		

ASSESSOR

VOTE FOR ONE 1			
PATRICIA COSTELLO (DEM)	50,131	62.85	
TOM THOMPSON (REP)	29,543	37.04	
WRITE-IN	86	.11	
Total	79,760		

TREASURER

VOTE FOR ONE 1			
ROBIN L. HUNT (DEM)	60,097	98.32	
WRITE-IN	1,026	1.68	
Total	61,123		

AUDITOR

VOTE FOR ONE 1			
KIM WYMAN (REP)	59,557	97.50	
WRITE-IN	1,525	2.50	
Total	61,082		

SUPREME COURT JUSTICE POS. NO. 2

VOTE FOR ONE 1			
SUSAN OWENS	46,062	63.17	
STEPHEN JOHNSON	26,682	36.59	
WRITE-IN	169	.23	
Total	72,913		

CLERK

VOTE FOR ONE 1			
BETTY J. GOULD (DEM)	59,186	98.36	
WRITE-IN	989	1.64	
Total	60,175		

SUPREME COURT JUSTICE POS. NO. 8

VOTE FOR ONE 1			
GERRY L. ALEXANDER	57,661	98.24	
WRITE-IN	1,033	1.76	
Total	58,694		

COUNTY COMMISSIONER DISTRICT NO. 3

VOTE FOR ONE 1			
BOB MACLEOD (DEM)	47,577	59.35	
KEVIN O'SULLIVAN (REP)	32,494	40.53	
WRITE-IN	97	.12	
Total	80,168		

SUPREME COURT JUSTICE POS. NO. 9

VOTE FOR ONE 1			
TOM CHAMBERS	54,547	98.68	
WRITE-IN	727	1.32	
Total	55,274		

COURT OF APPEALS JUDGE, DIV. 2, DIST. 2, POS. NO. 2

VOTE FOR ONE 1			
DAVID H. ARMSTRONG	51,557	99.02	
WRITE-IN	510	.98	
Total	52,067		

SUMMARY REPORT

THURSTON COUNTY, WASHINGTON
NOVEMBER 7, 2006
GENERAL ELECTION

FINAL OFFICIAL RESULTS

RU...TE:11/28/06 12:22 PM

REPORT-EL45 PAGE 003

VOTES PERCENT

SUPERIOR COURT JUDGE POSITION NO. 8

VOTE FOR ONE 1			
ANNE HIRSCH.	43,539	59.60	
JIM POWERS	29,308	40.12	
WRITE-IN.	201	.28	
Total	73,048		

DISTRICT COURT JUDGE POSITION NO. 1

VOTE FOR ONE 1			
SUSAN A. DUBUISSON	52,939	98.79	
WRITE-IN.	648	1.21	
Total	53,587		

DISTRICT COURT JUDGE POSITION NO. 2

VOTE FOR ONE 1			
C.L. "KIP" STILZ JR.	53,261	99.00	
WRITE-IN.	536	1.00	
Total	53,797		

DISTRICT COURT JUDGE POSITION NO. 3

VOTE FOR ONE 1			
BRETT BUCKLEY	51,256	98.94	
WRITE-IN.	549	1.06	
Total	51,805		

P.U.D. COMMISSIONER DISTRICT NO.1

VOTE FOR ONE 1			
PAUL J. PICKETT	29,766	50.37	
JOSEPH W. "BUD" KERR.	28,926	48.95	
WRITE-IN.	405	.69	
Total	59,097		

FIRE NO. 5 LEVY LID LIFT FIRE PROTECTION DIST. 5

(BLACK LAKE)			
VOTE FOR ONE 1			
REJECTED.	1,575	52.27	
APPROVED.	1,438	47.73	
Total	3,013		

TANGLEWILDE PARKS PROP TANGLEWILDE DISTRICT NO. 1

VOTE FOR ONE 1			
YES	423	62.21	
NO.	257	37.79	
Total	680		