

Official Returns
of the
State Primary

held in

THURSTON

County


September 17, 1996

State of Washington

Oath of County Auditor or Supervisor of Elections

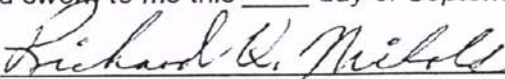
STATE OF WASHINGTON)
) ss.
COUNTY OF Thurston)

I solemnly swear that the returns of the State Primary held on September 17, 1996, in Thurston County, State of Washington, have been in no wise altered by additions or erasures and that they are the same as when they were deposited in my office.



County Auditor or Supervisor of Elections

Subscribed and sworn to me this 27th day of September, 1996



Chairman, County Legislative Authority

Certification of the Canvassing Board

STATE OF WASHINGTON)
) ss.
COUNTY OF Thurston)

The undersigned officers designated by law as constituting the Canvassing Board for the County of Thurston, State of Washington, hereby certify that this is a full, true and correct copy of the Abstract of Votes cast at the State Primary held on September 17, 1996, in Thurston County, State of Washington; that the total number of registered voters in all precincts was 119,476; and that the total number of votes cast in such precincts was 56,241.


Witness our hands and official seal this 27th day of September, 1996



County Auditor or Supervisor of Elections



Chairman, County Legislative Authority



County Prosecuting Attorney

10-51 AM

THURSTON COUNTY, WASHINGTON
SEPTEMBER 17, 1996 PRIMARY ELECTION

	COUNT	PERCENT		COUNT	PERCENT
PRECINCTS COUNTED - TOTAL	461	100.00	THURSTON COUNTY PROP 1 MEDIC ONE		
PRECINCTS COUNTED - REGULAR	219	100.00	YES	33,678	65.59
PRECINCTS COUNTED - ABSENTEE	242	100.00	NO	17,672	34.41
PRECINCTS COUNTED - CONG 3	151	100.00	U.S. REPRESENTATIVE DIST 3		
PRECINCTS COUNTED - CONG 9	68	100.00	BRIAN BAIRD - DEMO.	18,593	54.22
PRECINCTS COUNTED - LEG 20	66	100.00	LINDA SMITH - REP.	15,701	45.78
PRECINCTS COUNTED - LEG 22	132	100.00	U.S. REPRESENTATIVE DIST 9		
PRECINCTS COUNTED - LEG 35	21	100.00	RANDY TATE - REP.	8,133	50.20
PRECINCTS COUNTED - AB CONG 3	162	100.00	ADAM SMITH - DEMO.	7,466	46.08
PRECINCTS COUNTED - AB CONG 9	80	100.00	DAVID GRUENSTEIN - NAT. LAW	602	3.72
PRECINCTS COUNTED - AB LEG 20	69	100.00	GOVERNOR		
PRECINCTS COUNTED - AB LEG 22	149	100.00	GARY LOCKE - DEMO.	16,258	29.76
PRECINCTS COUNTED - AB LEG 35	24	100.00	NORMAN RICE - DEMO.	9,156	16.76
REGISTERED VOTERS	119,476		ELLEN CRASWELL - REP.	8,693	15.91
BALLOTS CAST - TOTAL	56,241	47.07	DALE FORMAN - REP.	4,956	9.07
BALLOTS CAST - REGULAR	21,548		JAY INSLEE - DEMO.	4,649	8.51
BALLOTS CAST - ABSENTEE	34,693		NORM MALENG - REP.	4,391	8.04
BALLOTS CAST - CONG 3	15,010		JIM WALDO - REP.	3,556	6.51
BALLOTS CAST - CONG 9	6,538		PAH ROACH - REP.	1,093	2.00
BALLOTS CAST - LEG 20	5,864		NONA BRAZIER - REP.	793	1.45
BALLOTS CAST - LEG 22	13,552		JEFF POWERS - S.W.	373	.68
BALLOTS CAST - LEG 35	2,132		WARREN E. HANSON - REP.	186	.34
BALLOTS CAST - AB CONG 3	23,269		BRYAN ZETLEN - DEMO.	159	.29
BALLOTS CAST - AB CONG 9	11,424		BOB THARP - REP.	140	.26
BALLOTS CAST - AB LEG 20	9,606		MAX ENGLERIUS - DEMO.	124	.23
BALLOTS CAST - AB LEG 22	21,523		MOHAMMAD H. SAID - DEMO.	103	.19
BALLOTS CAST - AB LEG 35	3,564		LIEUTENANT GOVERNOR		
			BRAD OWEN "STATE SENATOR" - DEMO.	15,817	32.51
			PAULL H. SHIN - DEMO.	8,726	17.94
			ANN ANDERSON - REP.	8,545	17.57
			ED TORRES - REP.	2,877	5.91
			BUB OWEN "COMPUTER CONSULTANT" - DE	2,642	5.43
			JIM WEST - REP.	2,582	5.31
			BAMBI LIN LITCHMAN - DEMO.	1,691	3.48
			GERALD CLARKE GOODLOE - REP.	1,491	3.07
			FRANK GAVALDON - DEMO.	1,363	2.80
			SHAWN NEWMAN - REP.	1,287	2.65
			BRUCE BUCKLES - REP.	489	1.01
			HARVEY BILLMAIER - DEMO.	419	.86
			MICHAEL E. HACKETT - NAT. LAW	401	.82
			ART RATHJEN - LIB.	316	.65
			SECRETARY OF STATE		
			RALPH MUNRO - REP.	35,324	67.44
			PHYLLIS KENNEY - DEMO.	15,163	28.95
			GARY P. GILL - NAT. LAW	1,890	3.61

10-51 AM

THURSTON COUNTY, WASHINGTON
SEPTEMBER 17, 1996 PRIMARY ELECTION

	COUNT	PERCENT		COUNT	PERCENT
STATE TREASURER			STATE REP. 20 LEG. DIST. POS. 1		
MIKE MURPHY - DEMO.	26,023	53.16	LOIS LOPEZ - DEMO.	5,383	39.91
LUCY DEYOUNG - REP.	9,268	18.93	RICHARD DEBOLT - REP.	3,928	29.12
RANDOLPH J. BELL - REP.	7,059	14.42	ROB LAYMON - DEMO.	2,572	19.07
JACK KILEY - DEMO.	6,601	13.48	KEVIN BONAGOFSKI - REP.	1,605	11.90
STATE AUDITOR			STATE REP. 20 LEG. DIST. POS. 2		
BRIAN SONNTAG - DEMO.	30,700	62.18	TINA EDWARDS - DEMO.	5,363	39.57
ROBERT B. KEENE JR. - REP.	7,941	16.08	GARY C. ALEXANDER - REP.	4,642	34.25
NINA BECKER - REP.	7,776	15.75	RON AVERILL - REP.	2,452	18.09
MIKE THE MOVER - REP.	2,952	5.98	STEVE PALKEN - REP.	1,095	8.08
ATTORNEY GENERAL			STATE SENATE 22 LEG. DIST.		
CHRISTINE GREGOIRE - DEMO.	32,878	63.08	KAREN FRASER - DEMO.	21,725	67.82
RICHARD POPE - REP.	15,958	30.62	JUDY A. BAINTO - REP.	10,310	32.18
RICHARD SHEPARD - LIB.	1,746	3.35	STATE REP. 22 LEG. DIST. POS. 1		
LUANNE COACHMAN - NAT. LAW	1,541	2.96	SANDRA ROMERO - DEMO.	13,913	44.32
COMMISSIONER OF PUBLIC LANDS			THELMA A. JACKSON - REP.	8,440	26.88
JENNIFER M. BELCHER - DEMO.	28,647	57.69	TOD TRANUM - REP.	4,099	13.06
BRUCE MACKEY - REP.	13,215	26.61	GLEN R. DAVIES - REP.	2,795	8.90
PATRICK PARRISH - REP.	4,014	8.08	GEORGE A. STEELE - REP.	2,148	6.84
RANDY MOSS - REP.	2,543	5.12	STATE REP. 22 LEG. DIST. POS 2		
MARC STRAUCH - NAT. LAW	1,242	2.50	CATHY WOLFE - DEMO.	18,413	59.16
SUPERINTENDENT OF PUBLIC INSTRUCTION			BOB WRIGHT - REP.	10,854	34.87
TERESA "TERRY" BERGESON - N.P.	18,787	39.19	LEE WLAZLAK - DEMO.	1,858	5.97
RON TABER - N.P.	10,925	22.79	STATE REP. 35 LEG. DIST. POS. 1		
DAN LEAHY - N.P.	4,529	9.45	PEGGY JOHNSON - REP.	2,771	54.43
CHRIS VANCE - N.P.	4,269	8.90	LENA SWANSON - DEMO.	2,320	45.57
RICHARD A. FULLER - N.P.	2,235	4.66	STATE REP. 35 LEG. DIST. POS. 2		
RAUL DE LA ROSA - N.P.	2,000	4.17	TIM SHELDON - DEMO.	3,353	71.31
NANCY HIDDEN-DODSON - N.P.	1,968	4.11	RICHARD GODDERZ - REP.	1,349	28.69
GLORIA GUZMAN JOHANNESSEN - N.P.	1,589	3.31	THURSTON COUNTY COMMISSIONER DIST. 1		
J. JEROME "JED" BROWN - N.P.	810	1.69	STEVE LANGER - DEMO.	8,347	45.30
MAE LAVERNE LOVERN - N.P.	518	1.08	JUDY WILSON - REP.	6,758	36.67
EARL LABERGE - N.P.	309	.64	LARRY WEBER - REP.	3,323	18.03
INSURANCE COMMISSIONER			THURSTON COUNTY COMMISSIONER DIST. 2		
DEBORAH SENN - DEMO.	25,719	54.58	DIANE OBERQUELL - DEMO.	10,616	100.00
ANTHONY "TONY" LOWE - REP.	7,376	15.65	SUPREME COURT POS. 1		
BRAIN MCCULLOCH - REP.	5,770	12.24	BARBARA DURHAM - N.P.	21,895	53.22
DAVE WALKER - REP.	3,637	7.72	KATHRYN ROSS - N.P.	11,524	28.01
STEVE SKIPPER - REP.	2,293	4.87	MARK MESTEL - N.P.	7,722	18.77
STEVE SEVICK - NAT. LAW	1,528	3.24	SUPREME COURT POS. 2		
GARLAND DANIEL CONNOR - REP.	800	1.70	CHARLES Z. SMITH - N.P.	30,767	100.00
STATE SENATE 20 LEG. DIST.					
DAN SHECKER - REP.	7,162	52.29			
CODY ARLEDGE - DEMO.	4,325	31.57			
THOMAS G. BEATTIE - DEMO.	2,211	16.14			

MICROFILMED

10-51 AM

THURSTON COUNTY, WASHINGTON
SEPTEMBER 17, 1996 PRIMARY ELECTION

	COUNT	PERCENT	COUNT	PERCENT
SUPREME COURT POS. 3				
CHARLES W. JOHNSON - N.P.	17,206	46.48		
DOUGLAS J. SMITH - N.P.	13,178	35.60		
BARNETT N. KALIKOW - N.P.	6,635	17.92		
COURT OF APPEALS DIV. II DIST. 2 POS. 1				
TOM BJORGEN - N.P.	23,383	54.72		
JOYCE "ROBIN" HUNT - N.P.	19,348	45.28		
SUPERIOR COURT JUDGES POS. 2				
PAULA CASEY - N.P.	26,689	57.51		
RICK CORDES - N.P.	19,721	42.49		
SUPERIOR COURT JUDGES POS. 7				
GARY R. TABOR - N.P.	16,799	37.27		
CHRIS WICKHAM - N.P.	9,958	22.09		
TERESA JORDAN - N.P.	8,232	18.26		
TRACY EILEEN MITCHELL - N.P.	6,428	14.24		
STEVEN R. MEEKS - N.P.	3,655	8.11		
PUBLIC UTILITY DIST. COMM. DIST. 3				
BARBARA PETERS - N.P.	7,625	51.51		
DICK JACOBSON - N.P.	6,186	41.79		
PROPHET ATLANTIS - N.P.	991	6.70		
CITY OF TENINO BONDS				
YES	243	61.21		
NO	154	38.79		
OLYMPIA SCHOOL DIST. 111 BONDS				
YES	9,713	60.22		
NO	6,416	39.78		
FIRE PROTECTION DIST. 2 PROP. 1 LEVY LID INCREASE				
YES	851	47.76		
NO	931	52.24		
FIRE PROTECTION DIST. 6 PROP. 1 BONDS				
YES	1,833	67.76		
NO	872	32.24		
FIRE PROTECTION DIST. 8 PROP. 1 BONDS				
YES	1,600	74.59		
NO	545	25.41		
FIRE PROTECTION DIST. 13 PROP. 1 BONDS				
YES	1,218	67.44		
NO	588	32.56		

MICROFILMED