

Official Returns
of the
Primary Election

held in

Thurston

County


September 20, 2005

State of Washington

Oath of County Auditor or Supervisor of Elections


STATE OF WASHINGTON)
) ss.
COUNTY OF THURSTON)

I solemnly swear that the returns of the Primary Election held on September 20, 2005 in THURSTON County, State of Washington, have been in no way altered by additions or erasures and that they are the same as when they were deposited in my office.



County Auditor or Supervisor of Elections

Subscribed and sworn to me this 30th day of September 2005




Chairman, County Legislative Authority

Certification of the Canvassing Board

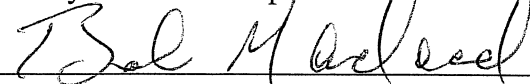
STATE OF WASHINGTON)
) ss.
COUNTY OF THURSTON)

The undersigned officers designated by law as constituting the Canvassing Board for the County of THURSTON, State of Washington, hereby certify that this is a full, true and correct copy of the Abstract of Votes cast at the Primary Election held on September 20, 2005, in THURSTON County, State of Washington; that the total number of active registered voters in all precincts was 34,033; the total number of inactive registered voters in all precincts was 4,006; the total number of all registered voters in all precincts was 38,039; and that the total number of votes cast in such precincts was 12,357.


Witness our hands and official seal this 30th day of September 2005




County Auditor or Supervisor of Elections



Chairman, County Legislative Authority



for: County Prosecuting Attorney



Primary Election Reconciliation Report	
20-Sep-05	
Thurston County, Washington	
The total number of registered voters:	34,033
The total number of ballots counted:	12,357
The total number of provisional ballots issued:	6
The total number of provisional ballots counted:	3
The total number of provisional ballots rejected:	3
The total number of absentee ballots issued:	33,348
The total number of absentee ballots counted:	12,294
The total number of absentee ballots rejected:	199
The total number of federal write-in ballots counted:	0
The total number of out-of-state, overseas, and service ballots issued:	937
The total number of out-of-state, overseas, and service ballots counted:	131
The total number of out-of-state, overseas, and service ballots rejected:	4

F DATE:09/30/05 12:00 PM

PRECINCT	TOTAL BALS	REG. TURN VOTERS OUT
1 BUCODA 801	126	299 42.14
2 WOODARD CREEK 047.0	0	2
3 OLYMPIA 01 201.0	187	529 35.35
4 OLYMPIA 02 202.0	153	676 22.63
5 OLYMPIA 03 203.0	175	508 34.45
6 OLYMPIA 04 204.0	258	806 32.01
7 OLYMPIA 05 205.0	85	403 21.09
8 OLYMPIA 06 206.0	233	605 38.51
9 OLYMPIA 07 207.0	92	488 18.85
10 OLYMPIA 08 208.0	269	555 48.47
11 OLYMPIA 09 209.0	355	903 39.31
12 OLYMPIA 10 210.0	236	549 42.99
13 OLYMPIA 11 211.0	212	475 44.63
14 OLYMPIA 12 212.0	294	884 33.26
15 OLYMPIA 13 213.0	186	528 35.23
16 OLYMPIA 14 214.0	178	523 34.03
17 OLYMPIA 15 215.0	151	469 32.20
18 OLYMPIA 16 216.0	34	87 39.08
19 OLYMPIA 17 217.0	185	462 40.04
20 OLYMPIA 18 218.0	185	606 30.53
21 OLYMPIA 19 219.0	215	627 34.29
22 OLYMPIA 20 220.0	93	371 25.07
23 OLYMPIA 21 221.0	362	888 40.77
24 OLYMPIA 23 223.0	277	917 30.21
OLYMPIA 24 224.0	234	468 50.00
OLYMPIA 25 225.0	184	382 48.17
27 OLYMPIA 26 226.0	176	496 35.48
28 OLYMPIA 27 227.0	79	241 32.78
29 OLYMPIA 28 228.0	203	636 31.92
30 OLYMPIA 29 229.0	286	602 47.51
31 OLYMPIA 30 230.0	190	501 37.92
32 OLYMPIA 31 231.0	170	399 42.61
33 OLYMPIA 32 232.0	229	720 31.81
34 OLYMPIA 35 235.0	257	570 45.09
35 OLYMPIA 36 236.0	109	322 33.85
36 OLYMPIA 37 237.0	171	428 39.95
37 OLYMPIA 38 238.0	45	192 23.44
38 OLYMPIA 39 239.0	221	501 44.11
39 OLYMPIA 40 240.0	206	424 48.58
40 OLYMPIA 41 241.0	221	569 38.84
41 OLYMPIA 42 242.0	139	332 41.87
42 OLYMPIA 43 243.0	227	617 36.79
43 OLYMPIA 44 244.0	86	304 28.29
44 OLYMPIA 45 245.1	149	491 30.35
45 OLYMPIA 46 246	313	1,041 30.07
46 OLYMPIA 47 247.0	223	591 37.73
47 OLYMPIA 48 248.0	208	685 30.36
48 OLYMPIA 49 249.0	205	612 33.50
49 OLYMPIA 50 250.0	134	483 27.74
50 OLYMPIA 51 251	275	745 36.91
51 OLYMPIA 52 252.0	146	340 42.94
52 OLYMPIA 53 253.0	154	468 32.91
53 OLYMPIA 54 254.0	131	367 35.69
LONGMIRE 126.1	4	6 66.67
YELM 1 701	268	1,143 23.45
56 YELM 2 702	228	902 25.28

RUN DATE:09/30/05 12:00 PM

PRECINCT	TOTAL BALS	REG. TURN VOTERS	OUT
57 STEAMBOAT ISLAND 044.0	210	418	50.24
58 FRYE COVE 094.0	291	611	47.63
59 OYSTER BAY 095.0	287	598	47.99
60 SUMMIT LAKE 096.1	59	247	23.89
61 HUNTER POINT 131.0	165	344	47.97
62 GRIFFIN 132.0	255	508	50.20
63 SCHNEIDER'S PRAIRIE 133.0	201	443	45.37
64 MUD BAY 140	71	245	28.98
65 GALLAGHER COVE 191.0	406	881	46.08

THURSTON COUNTY RECONCILIATION REPORTS RCW 29A.60.235

Report #1			
Number of registered voters	34,033		
Number of ballots counted	12,356		
Number of provisional ballots issued	6		
Number of provisional ballots counted	3		
Number of provisional ballots rejected	3		
Number of absentee ballots issued	33,348		
Number of absentee ballots counted	12,293		
Number of absentee ballots rejected	199	(Canvas Board 92 & Late Postmarks 107)	
Number of federal write-in ballots issued	0		
Number of out-of-state, overseas, and service ballots issued	937		
Number of out-of-state, overseas, and service ballots counted	131	(109 Advanced & 22 Out of State)	
Number of out-of-state, overseas, and service ballots rejected	4	(three out of state late postmark one unsigned)	
Report #2			
Number of registered voters	34,033		
Total number of voters credited with voting	12,354		
Number of poll voters credited with voting	60		
Number of provisional voters credited with voting	3		
Number of absentee voters credited with voting	12,291		
Number of federal write-in voters credited with voting	0		
Number of out-of-state, overseas, and service voters credited with voting	131	(Advance 109 & 22 Out of State)	
Total number of voters credited with voting even though their ballots were postmarked after election day and were not counted			
Address Confidentiality Program Voters (No Credit given)	2		

F 09/30/05 11:59 AM

	VOTES	PERCENT
PRECINCTS COUNTED (OF 65)	63	96.92
REGISTERED VOTERS - TOTAL	34,033	
BALLOTS CAST - TOTAL	12,357	
VOTER TURNOUT - TOTAL		36.31

	VOTES	PERCENT
PROPOSITION NO. 1 FIRE PROTECTION DISTRICT NO. 13 (GRIFFIN)		
Vote For 1		
APPROVED	1,013	55.08
REJECTED	826	44.92
Total	1,839	

TOWN COUNCIL, POSITION NO. 5 TOWN OF BUCODA

Vote For 1		
JEFF GROSS	57	45.24
KAY HUGHES	35	27.78
LINDA E. HARDY	15	11.90
PAT MEEKS	12	9.52
E.C. HOCKER	7	5.56
WRITE-IN	0	
Total	126	

CITY COUNCIL, POSITION NO. 5 CITY OF OLYMPIA

Vote For 1		
JEFF KINGSBURY	4,747	50.09
IRA KNIGHT	3,027	31.94
TODD E. ADAMS	1,164	12.28
ROBIN L. "BUCK" TORSKE	537	5.67
WRITE-IN	2	.02
Total	9,477	

CITY COUNCIL, POSITION NO. 6 CITY OF OLYMPIA

Vote For 1		
DOUG MAH	6,244	65.35
PHYLLIS BOOTH	2,567	26.87
JIM WIEST	743	7.78
WRITE-IN	1	.01
Total	9,555	

CITY COUNCIL, POSITION NO. 4 CITY OF YELM

Vote For 1		
MIKE MCGOWAN	191	38.43
JOHN G. RIVERA	174	35.01
W. STEVE NUEHRING	131	26.36
WRITE-IN	1	.20
Total	497	

SCHOOL BOARD DIRECTOR, POSITION NO. 5 GRIFFIN SCHOOL DISTRICT NO. 324

Vote For 1		
TERESA SCOTT	721	44.81
ARTHUR M. DALESSANDRO	540	33.56
JOHN PEARCE	348	21.63
WRITE-IN	0	
Total	1,609	

SEPTEMBER 20, 2005 PRIMARY
OFFICIAL COMMUNALATIVE RESULTS

STATISTICS	TOWN COUNCIL, POSITION NO. 5 TOWN OF BUCODA	CITY COUNCIL, POSITION NO. 5 CITY OF OLYMPIA	CITY COUNCIL, POSITION NO. 5 NO. 6 CITY OF OLYMPIA	CITY COUNCIL, POSITION NO. 4 CITY OF YALM	CITY COUNCIL, POSITION NO. 5
WOODDARD CREEK 047.0	2	0	0	0	0
OLYMPIA 01 201.0	529	187	0	0	0
OLYMPIA 02 202.0	676	153	24	66	17
OLYMPIA 03 203.0	508	175	19	55	11
OLYMPIA 04 204.0	806	258	52	101	22
OLYMPIA 05 205.0	403	85	10	16	9
OLYMPIA 06 206.0	605	233	17	101	11
OLYMPIA 07 207.0	488	92	19	13	8
OLYMPIA 08 208.0	555	269	24	86	10
OLYMPIA 09 209.0	903	355	38	144	8
OLYMPIA 10 210.0	549	236	15	42	8
OLYMPIA 11 211.0	475	212	8	28	12
OLYMPIA 12 212.0	884	294	65	96	29
OLYMPIA 13 213.0	528	186	17	36	8
OLYMPIA 14 214.0	523	178	26	50	9
OLYMPIA 15 215.0	469	151	14	40	11
OLYMPIA 16 216.0	87	34	9	9	3
OLYMPIA 17 217.0	462	185	28	80	6
OLYMPIA 18 218.0	606	185	20	43	12
OLYMPIA 19 219.0	627	215	45	52	12
OLYMPIA 20 220.0	371	93	11	22	4
OLYMPIA 21 221.0	888	362	40	96	15
OLYMPIA 22 222.0	917	277	35	83	23
OLYMPIA 23 223.0	468	234	21	64	11
OLYMPIA 24 224.0	382	184	20	46	7
OLYMPIA 25 225.0	496	176	21	40	7
OLYMPIA 26 226.0	241	79	9	22	4
OLYMPIA 27 227.0	636	203	20	72	9
OLYMPIA 28 228.0	602	286	27	132	8
OLYMPIA 29 229.0	501	190	30	38	13
OLYMPIA 30 230.0	399	170	27	76	3
OLYMPIA 31 231.0	720	229	19	116	8
OLYMPIA 32 232.0	570	257	20	82	13
OLYMPIA 33 233.0	322	109	14	33	9
OLYMPIA 34 234.0	428	171	8	74	8
OLYMPIA 35 235.0	192	45	8	13	2
OLYMPIA 36 236.0	501	221	17	91	3
OLYMPIA 37 237.0					
OLYMPIA 38 238.0					
OLYMPIA 39 239.0					

SEPTEMBER 20, 5 PRIMARY
OFFICIAL COMMUNICATIVE RESULTS

STATISTICS	TOWN COUNCIL, POSITION NO. 5	CITY COUNCIL, POSITION NO. 5	CITY COUNCIL, POSITION NO. 6	CITY COUNCIL, POSITION NO. 4	CITY COUNCIL, POSITION
BUCODA	CITY OF OLYMPIA	CITY OF OLYMPIA	CITY OF OLYMPIA	CITY OF OLYMPIA	YEIM
OLYMPIA 40 240.0	424	206			
OLYMPIA 41 241.0	569	221			
OLYMPIA 42 242.0	332	139			
OLYMPIA 43 243.0	617	227			
OLYMPIA 44 244.0	304	86			
OLYMPIA 45 245.1	491	149			
OLYMPIA 46 246	1041	313			
OLYMPIA 47 247.0	591	223			
OLYMPIA 48 248.0	685	208			
OLYMPIA 49 249.0	612	205			
OLYMPIA 50 250.0	483	134			
OLYMPIA 51 251	745	275			
OLYMPIA 52 252.0	340	146			
OLYMPIA 53 253.0	468	154			
OLYMPIA 54 254.0	367	131			
LONGMIRE 126.1	6	4			
YEIM 1 701	1143	268			
YEIM 2 702	902	228			
STEAMBOAT ISLAND 044.0	418	210			
FRYE COVE 094.0	611	291			
OYSTER BAY 095.0	598	287			
SUMMIT LAKE 096.1	247	59			
HUNTER POINT 131.0	344	165			
GRIFFIN 132.0	508	255			
SCHNEIDER'S PRAIRIE 133	443	201			
MUD BAY 140	245	71			
GALLAGHER COVE 191.0	881	406			
TOTALS	34033	12357	57	35	15
			7	12	7
			1164	3027	4747
			537	2567	6244
			743	131	174
					191

Cheryl

SCHOOL	SCHOOL BOARD DIRECTOR, POSITION NO. 5 GRIFFIN	PROPOSITION NO . 1 FIRE PROTE CTION DISTRICT		
J O H N	T E R R E S S A	M D A L E S S A R A A R T H D V E R O	A P P R O P R I E T E	R E J E C T E D
P E A R C E	S C O T T	A R A A R T H D V E R O		
H U N T E R				
S T E A M B O A T I S L A N D	89	48	129	80
F R Y E C O V E	111	94	152	137
O Y S T E R B A Y	100	80	180	106
S U M M I T L A K E	27	16		
H U N T E R P O I N T	63	48	100	65
G R I P P I N	84	69	127	127
S C H N E I D E R S	76	52	103	96
P R A I R I E	25	28	17	16
M U D B A Y	14	105	205	199
G A L L I A G H E R C O V E	78	146	205	199
T O T A L S	721	540	1013	826