

HOMELESS HOUSING SUMMARY

Participating agencies within Thurston County's Homeless Response System enter data into the Homeless Management Information System (HMIS) database, which tracks the movement of each individual within the system from Coordinated Entry (system entry point) through program enrollment and exit. This data is used to evaluate how the overall system is functioning.

This report details who is enrolling into Thurston County's shelter and housing programs and how long they remain in those programs before being placed into permanent housing, or exiting the system. The data included in this report represent program enrollments and exits over the past five years, stretching from July 2017 – June 2022. The reporting period for this year's data ended on June 30, 2022.

Data collection practices and participation in HMIS fluctuate within the system for a variety of reasons including funding sources, capacity, and more. Currently, participating projects account for fewer than one half of the existing Permanent Supportive Housing units in Thurston County. Understandably, this results in the data being incomplete. It's important to recognize what data is not included in this report to better understand what is.

- More families entered the Rapid Re-housing program in 2022 than in 2021. Some factors include the end of the eviction moratoriums, which were in place for much of 2021. The moratoriums decreased the County's already small percentage of available rentals, due to the decrease in households moving. Once the moratoriums lifted, evictions caused an increase in available units. The increase in available units paired with the increase of Rapid Re-housing funding available in 2022 with the passage of House Bill 1277 contributed to the increase in families entering the Rapid Re-housing program.
- For those agencies participating in HMIS data entry, data quality has been increasing overall. This increase in data quality is partially due to Thurston County's participation in two initiatives on ending homelessness: Built for Zero which focuses on adults deemed to be chronically homeless, and the Anchor Community Initiative which focuses on youth and young adults.
- Thurston County saw an increase in the number of individuals reporting disabilities at program entrance for an increase of 20% over what was reported for 2021. In 2022, 60% of individuals entering the homeless crisis response system reported living with a disability.
- Households and individuals entering the system are accessing more than one program on average.
- The length of stay within a project has continued to decrease from 2020 and is down or stable across all project types.
- Exits to Permanent Housing (PH) or PSH have remained stable across the system, which is likely due to the current participation of the various PH/PSH providers in entering data to the HMIS database.

THURSTON COUNTY HOMELESS HOUSING SUMMARY

This report details the households and individuals experiencing homelessness that were served by a housing project in Thurston County and reported in the Homeless Management Information System (HMIS) between State Fiscal Year (SFY) 2017 and 2022. The SFY runs July 1st- June 30th annually.

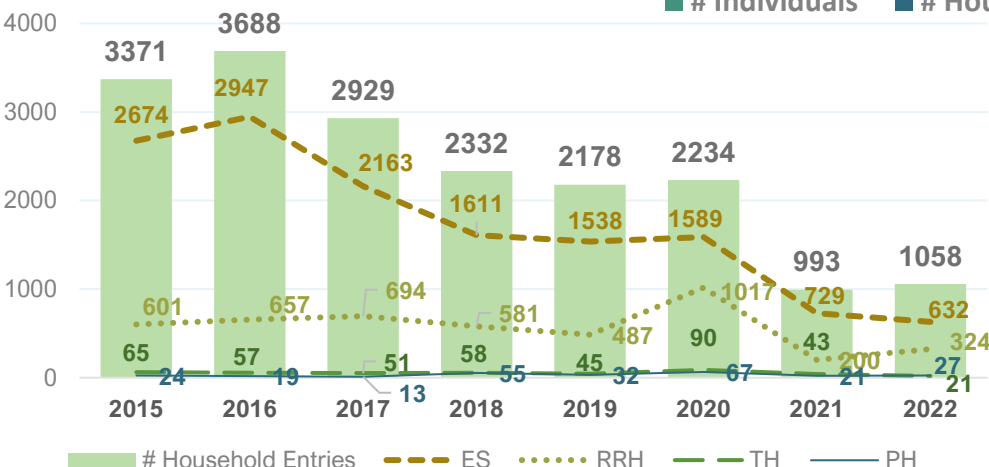
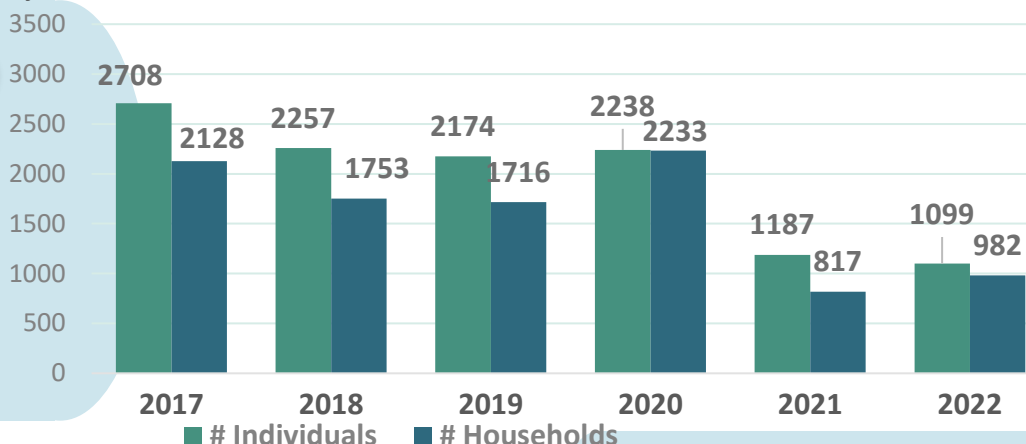
Housing projects included in this report: Emergency Shelter (ES), Rapid Re-housing (RRH), Transitional Housing (TH), Permanent Housing and Permanent Supportive Housing (PH). Coordinated Entry Data is also included in select charts, though does not indicate project enrollment.



Unique clients served

The number of unique (unduplicated) households and individuals that entered a housing project in Thurston County every year.

Note: Differences in HMIS reporting, updates to the system, and agency differences may have affected these counts.



Households entering housing projects

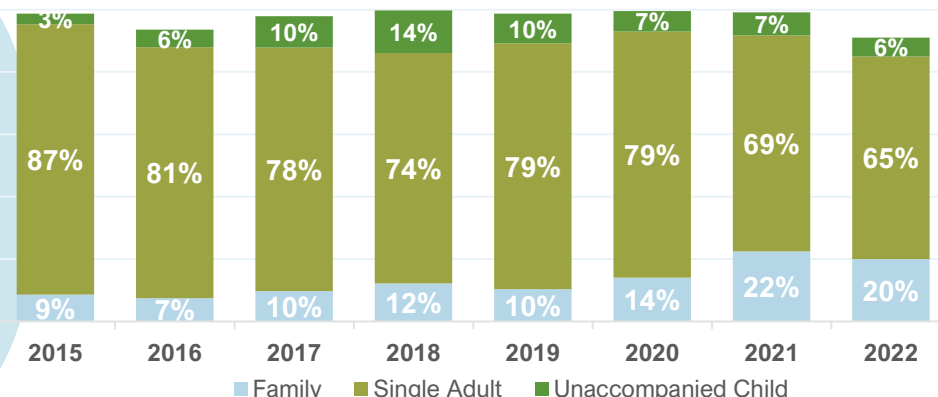
The number of households that entered (enrolled) into any housing project each year. Households can enter multiple housing projects or enter the same project more than once.



Entries by household type

This graph shows, of all project entries, what percentage were families, single adults, or unaccompanied children (0-17 years old).

Note: Years that are not showing 100% do not include indeterminable household counts.

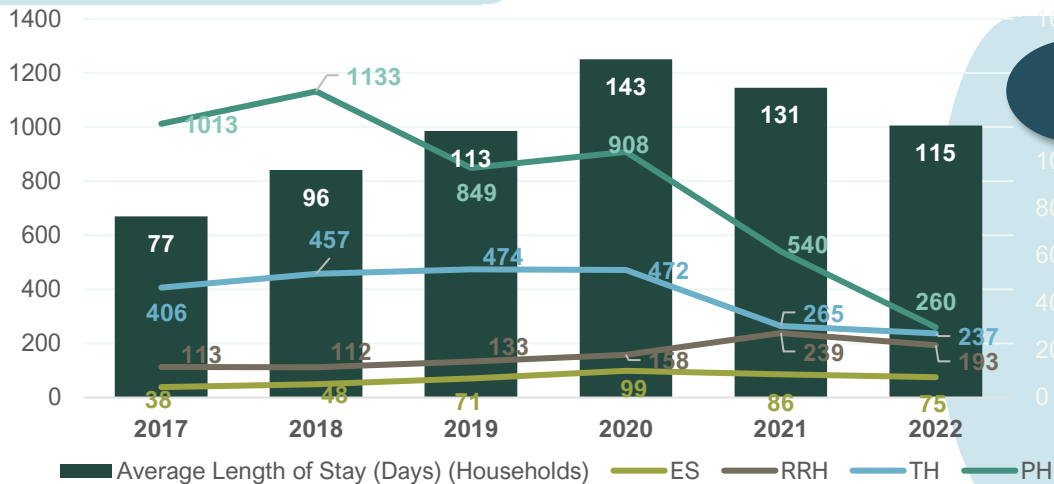
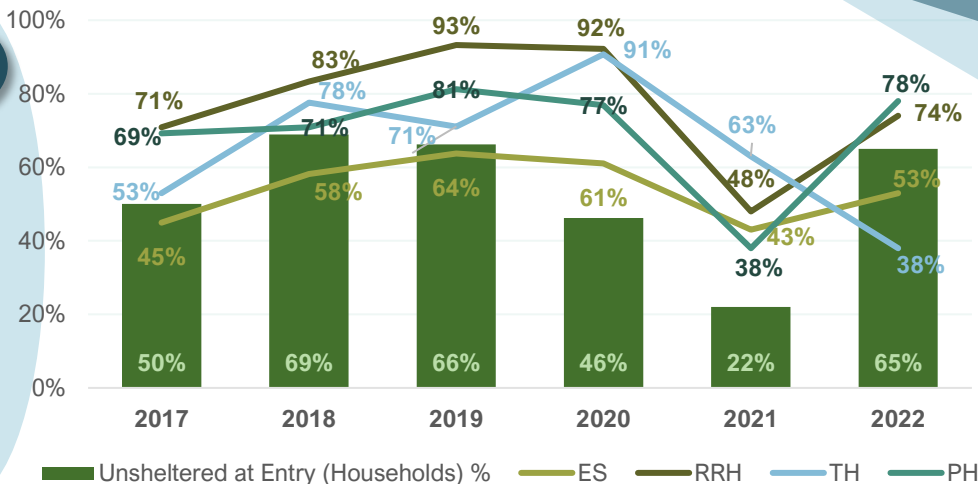


THURSTON COUNTY HOMELESS HOUSING SUMMARY

Unsheltered households at entry

Of the households that entered any housing project, the percentage that were unsheltered at entry, including:

- Place not meant for habitation
- Fleeing domestic violence
- Staying in emergency shelter, or hotel/motel paid with voucher



Average length of stay (days)

Of the households that exited any housing project, the average number of days between project enrollment and exit.

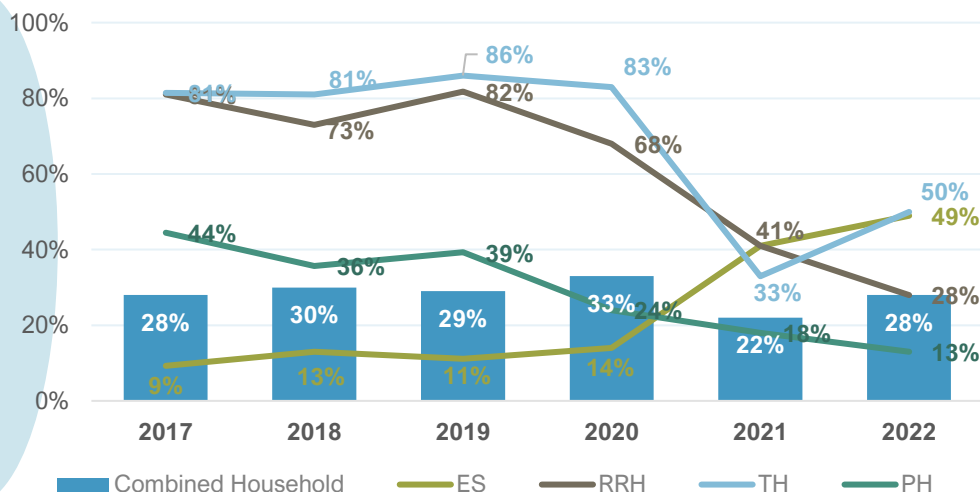
Note: Some of these figures are skewed by small population figures in certain project types – TH & PH.

Households exiting to permanent housing

Of the household that exited an ES, RRH, TH, or PH project, the percentage that exited to a permanent housing destination including:

- Rental by client
- Owned by client
- Permanent tenure with friends/family

Note: Some of these figures are skewed by small population figures.

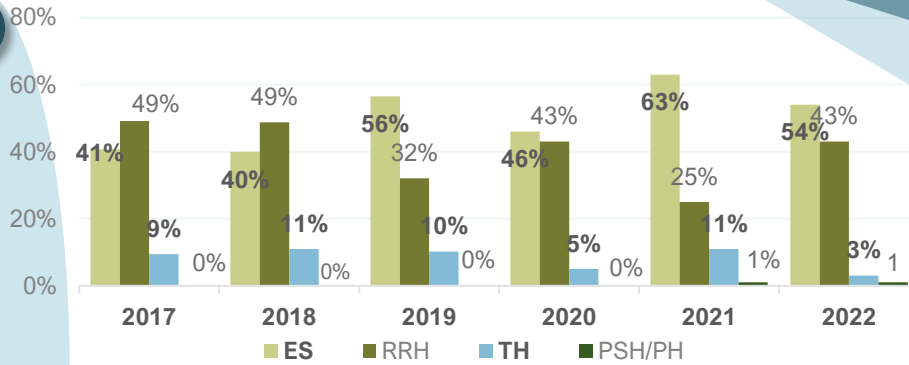


THURSTON COUNTY HOMELESS HOUSING SUMMARY



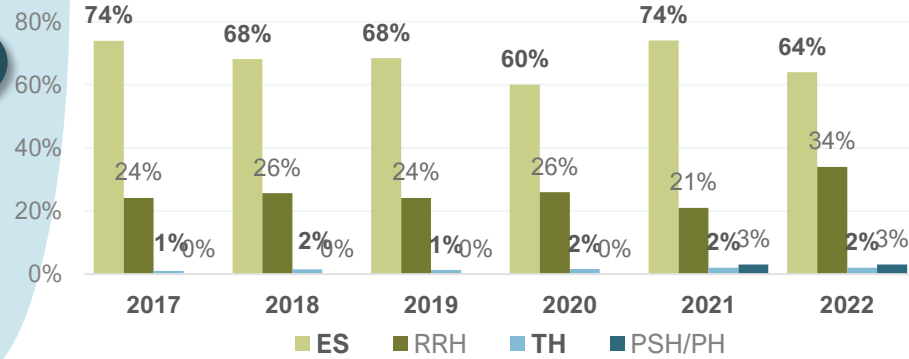
Types of housing projects families enter

Of the family households that entered (enrolled in) any housing project, the percentage of all entries that were emergency shelter, rapid rehousing, transitional housing, or homeless prevention.



Types of housing projects single adults enter

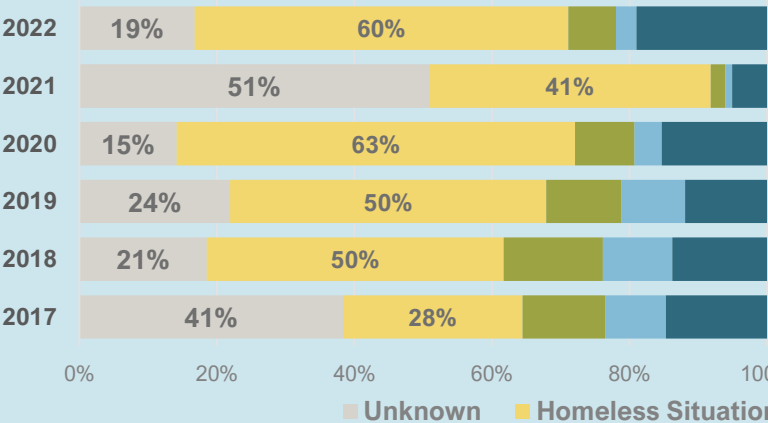
Of the single adult households that entered (enrolled in) any housing project, the percentage of all entries that were emergency shelter, rapid rehousing, transitional housing, permanent housing, or homeless prevention.



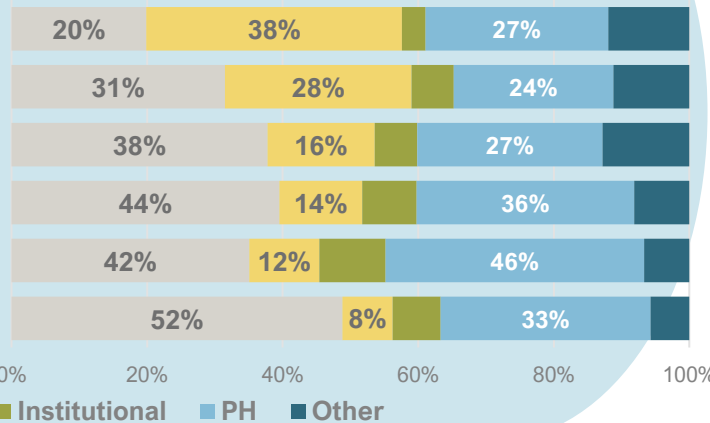
Previous living situations and exit destinations for households entering or exiting housing projects

Of all household entries and exits from housing projects each year, the percentage of previous living situations and exit destinations that were unknown, "literally homeless," institutional setting, permanent housing, or other (HUD standard 3.917).

Previous Living Situations



Exit Destinations



HMIS Data Quality 2022

How complete the data is varies across data points being collected within HMIS. Some of this is structural, with programs missing items on forms, but often it is due to client refusal to consent to data collection or entry.

THURSTON COUNTY HOMELESS HOUSING SUMMARY

This page displays information for the 1091 unique individuals that enrolled in a housing project in 2022. Any +/-% noted is the shift from 2021.

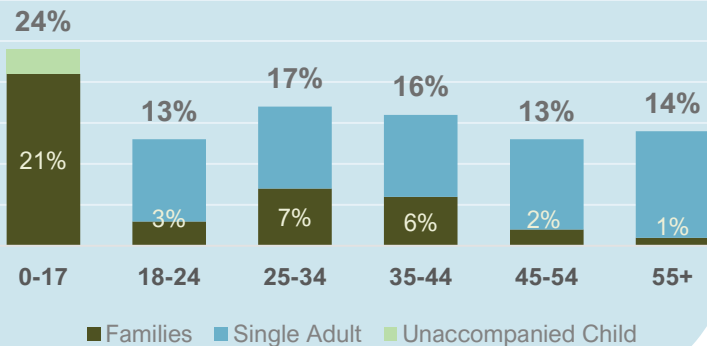
- 12%[-3%]** Of individuals are fleeing Domestic Violence
- 7%[+2%]** Of households reported earned income
- 6%[+1%]** Of individuals served are Veterans
- 22%[+15%]** Of households reported SSI, SSDI, or TANF benefits
- 40%[+8%]** Of households reported cash income
- \$883[+\$149]** Average monthly income for households with reported income

Disabilities

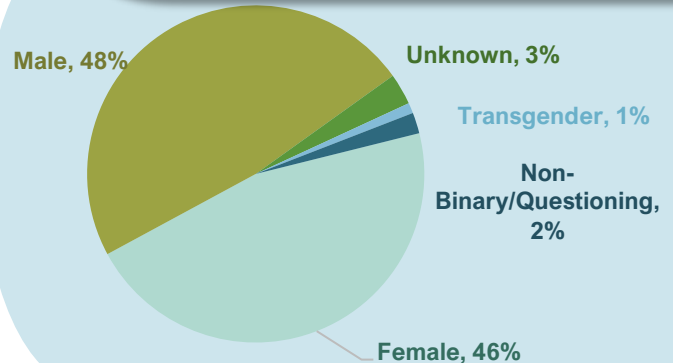
60% Of individuals reported a disability (+20% increase from 2021)

Substance Use	26%
Physical Condition	26%
Mental Health	44%
Developmental disability	14%
Chronic Health	29%

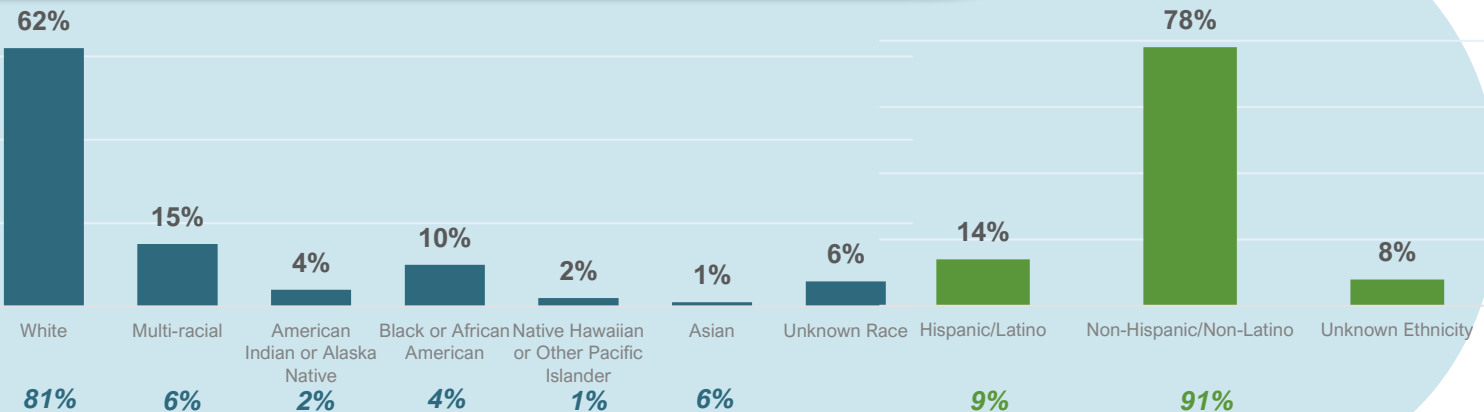
Age Groups



Gender Identity



Race and ethnicity



Note: The Thurston County census percentages for race and ethnicity are displayed below the graph for reference.

Tom Webster | Program Manager
Office of Housing and Homeless Prevention
Public Health & Social Services
webstet@co.thurston.wa.us

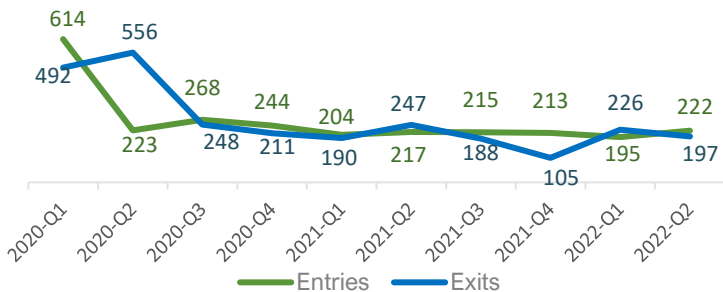
Arielle Benson | Homeless Specialist
Public Health & Social Services
arielle.benson@co.thurston.wa.us

THURSTON COUNTY

HOMELESS HOUSING SUMMARY

System Inflow & Outflow

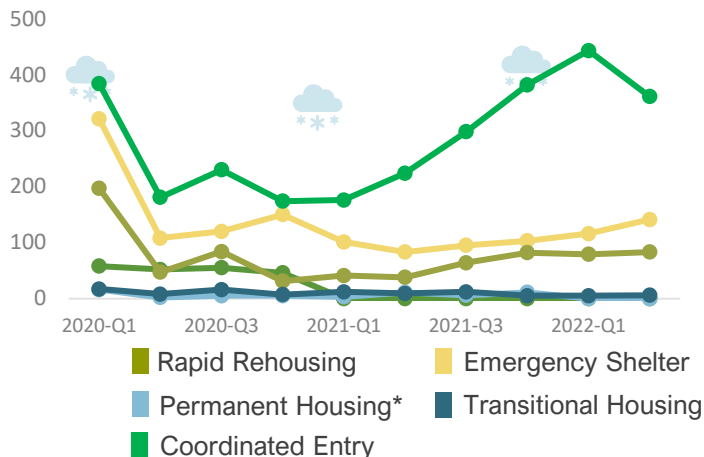
Households that **entered** or **exited** an emergency shelter, permanent housing*, rapid rehousing, or transitional housing project, as reported in the Homeless Management Information System (HMIS).



*Permanent Housing enrollment includes all permanent housing and permanent supportive housing projects that participate in HMIS. Exits to PH include these formal projects, as well as friends and family, and any other permanent living situation.

Quarterly Milestones

Enrollments by type of project



Coordinated Entry

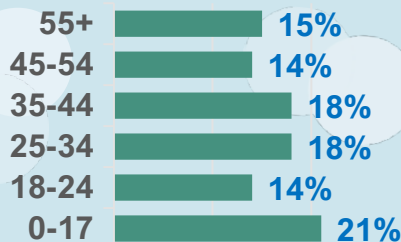
1286 Households

83% Single Adults

16% Families

1% Unaccompanied Children

Age



Race

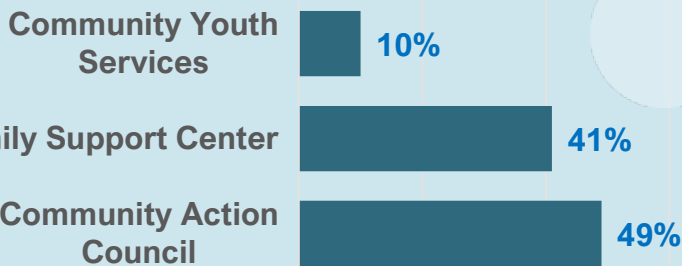
- 4% American Indian, Alaska Native, or Indigenous
- 65% White
- 10% Black
- 1% Asian
- 6% Unknown
- 12% Multi-Racial
- 2% Native Hawaiian or other Pacific Islander

Gender Identity

- 46% Female
- 49% Male
- 2% Non-Binary
- 2% Unknown
- 1% Transgender

*Coordinated Entry is handled by 3 organizations in Thurston County, based on population: Youth & Young Adults, Single Adults, & Families.

Where did they enroll*?



Where have you been sleeping?



This section reports on individual level demographic data.

Tom Webster | Program Manager
Office of Housing and Homeless Prevention
Public Health & Social Services
webstet@co.thurston.wa.us

Arielle Benson | Homeless Specialist
Public Health & Social Services
arielle.benson@co.thurston.wa.us