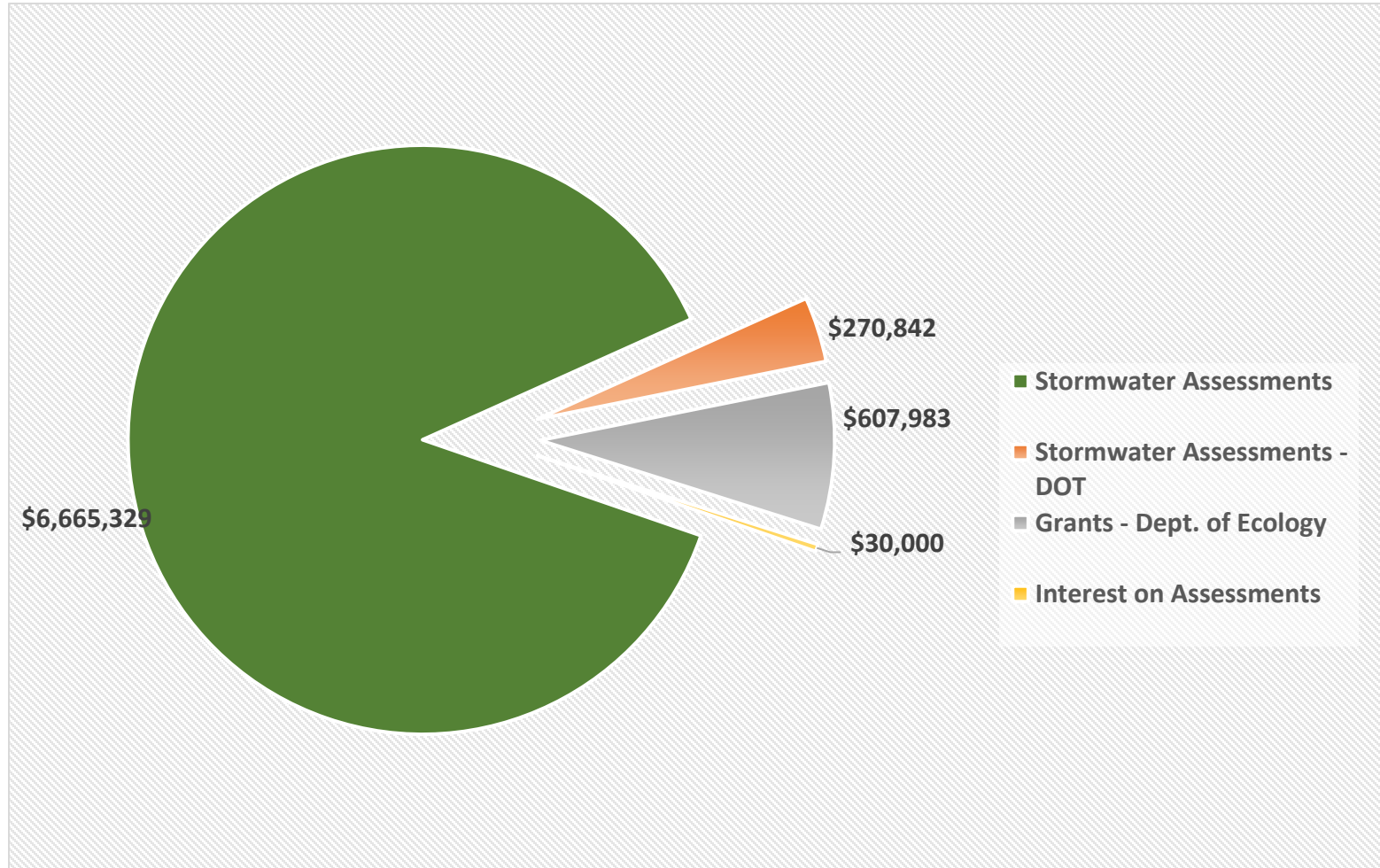


# 2021 STORM AND SURFACE WATER UTILITY (SSWU) BUDGETED REVENUE AND EXPENDITURES

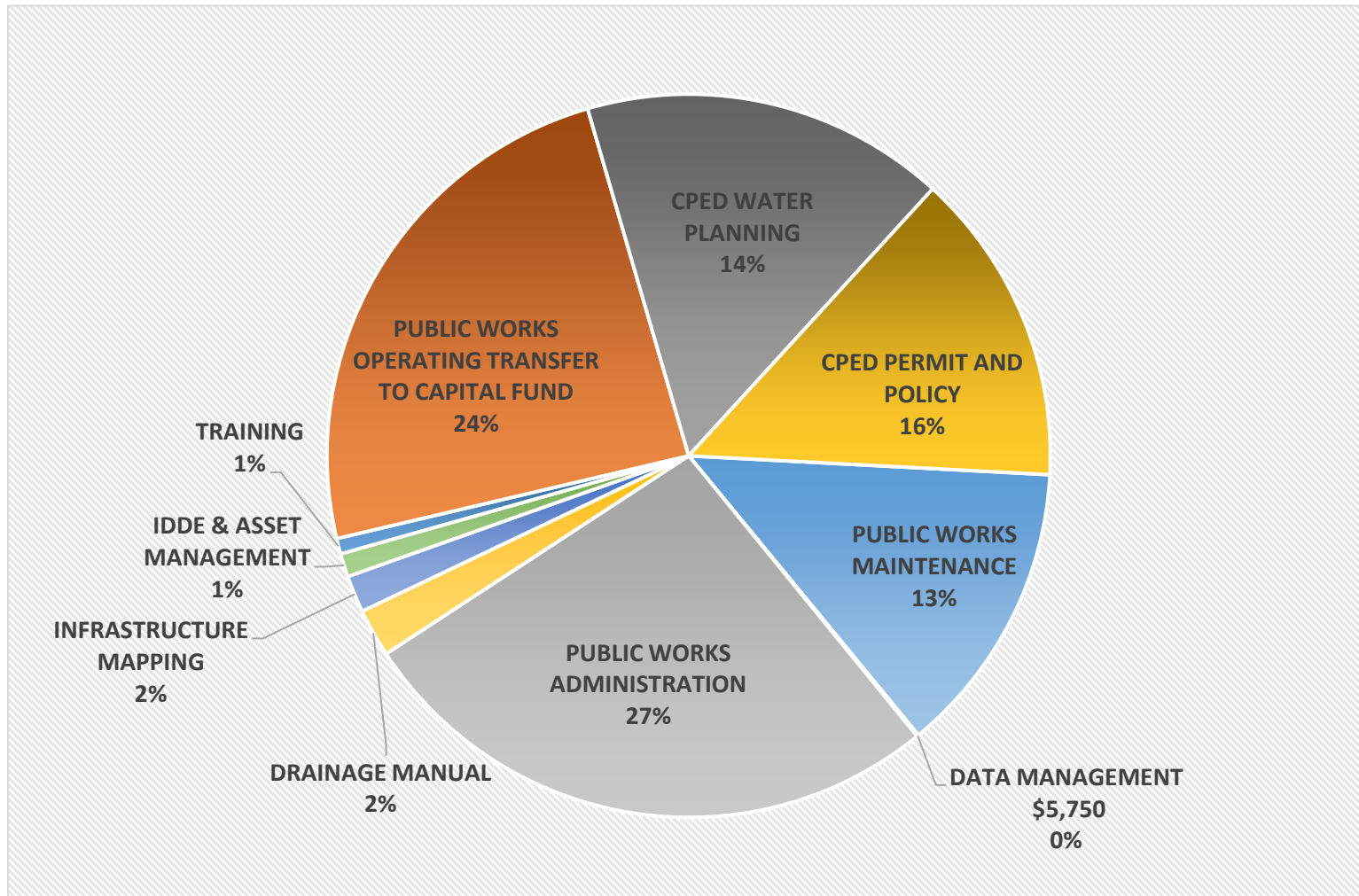
Tim Wilson, Water Resources Division Manager

Jennifer Davis, Community Planning Division Manager

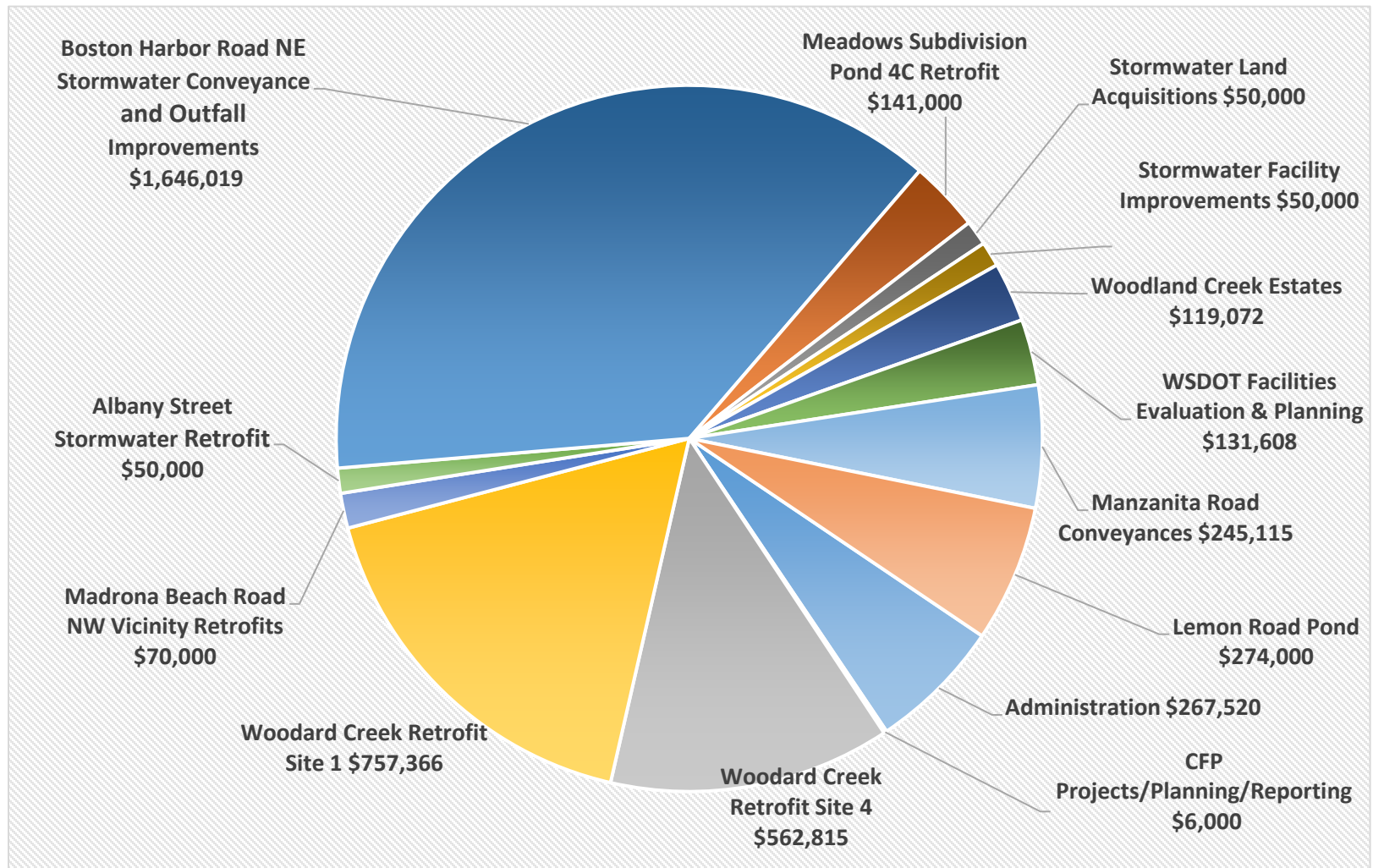
# 2021 STORM AND SURFACE WATER UTILITY REVENUE



# 2021 SSWU OPERATING BUDGET FUND #4060



# 2021 SSWU CAPITAL BUDGET FUND #4070



# ADMINISTRATION (PUBLIC WORKS)

## 27% OF BUDGET

- Non-Project Related Staffing Costs
- Administrative and Financial Services Support
- Office and Operating Supplies
- Professional Services
- Internal Costs (16% of SSWU Expenditures)
  - Indirect Costs
  - ER&R Costs
  - I.T. Costs

# OPERATING TRANSFER TO CAPITAL 24% OF BUDGET

\$1,824,388 Transferred to Fund #4070  
(Capital Program)

- Retrofit/Restoration Studies
- Land Acquisition
- Design and Construction of Stormwater Management Projects

# CPED WATER PLANNING

## 16% OF BUDGET

Supports CPED related Admin/and Interfund Costs

Supports Chapters 4 & 5 of the Stormwater Management Program Plan

- Public Education and Outreach
- General Awareness
- Behavior Change
- Stewardship
- Public Involvement
- Internal Costs

# CPED PERMIT AND POLICY

## 14% OF BUDGET

- Municipal Stormwater Permit Coordination
- Municipal Stormwater Permit and Ecology Water Quality Monitoring Fees
- Water Quality Monitoring Program
- Planning and Policy Review/Development
- Emerging Policy Issues



# **PUBLIC WORKS MAINTENANCE**

## **13% OF BUDGET**

Supports Inspection, Assessment and Maintenance Activities

- Public and Private SW Facility Inspections
- Utility Locate Program
- Outfall Assessment
- Outside Vendors for Storm System Maintenance

# OTHER BUDGET EXPENDITURES

## 6% OF BUDGET (PUBLIC WORKS)

- Infrastructure Mapping (2%)
- Drainage Manual (2%)
- Training (1%)
- IDDE & Asset Management (1%)

# Questions?

