

---

# Statistical Report of 2021 Assessments for Taxes Payable in 2022

---

**STEVEN J. DREW**  
Assessor

OFFICE OF THE ASSESSOR  
Service, Integrity, Fairness,  
Internationally Recognized for Excellence



## **TABLE OF CONTENTS: Statement of 2021 Assessments for Taxes Collected in 2022**

Message from the Thurston County Assessor.....	1
Property Tax Flow Chart.....	2
Thurston County Assessor's Office Mission and Contacts.....	3
Comparison of Property Taxes (2021 vs 2022).....	4 - 5
Summary of Taxing District Levy Changes (2019 – 2022).....	6 - 7
2022 Tax Distribution Pie Chart.....	8
How Tax Rates are Determined.....	9
Taxable Values Used to Set Regular Levies by Tax Code Area (TCA) .....	10
2017, 2018, & 2019 Legislative Changes to the State & Local School Levy.....	11
Certified Values by Taxing District for 2022 Tax Year.....	12 - 16
Assessed Values, Levy Rates and Taxes.....	17 - 23
Consolidated Tax Code Areas (TCA) and Rates.....	24 - 43
TCA 110 – TCA 119.....	24
TCA 126 – TCA 155U .....	25 - 26
TCA 160 – TCA 185U .....	27 - 28
TCA 211 – TCA 239.....	29 - 30
TCA 239SCA – TCA 245.....	31 - 32
TCA 246 – TCA 335.....	33 - 34
TCA 336 – TCA 447.....	35 - 36
TCA 450 – TCA 485.....	37 - 38
TCA 486 – TCA 516.....	39 - 40
TCA 530 – TCA 562.....	41 - 42
TCA 565 – TCA 567.....	43



*A message from the Thurston County Assessor-Steven J. Drew*

## **Statement of 2021 Assessed Values for Property Taxes Collected in 2022**

This annual report offers statistics on the 2021 assessed values for property taxes due in 2022. Property assessments are updated annually and are based on fair market value as of January 1. Thurston County's real estate market for 2021 resulted in an increase in value of \$6.594 billion. New construction slightly decreased to \$729 million, \$4 million less than the previous year. Some tax rates changed for the 2022 tax year because of special levies, lid lifts approved by voters, taxing district budgets, and legislative action to the Local School & State School levy (EHB 2242)(ESSB 6614)(2SSB 5313).

### **Countywide Results of Assessment Year 2021 Revaluation**



- Thurston County's assessed values totaled \$47.275 billion.
- This represents an overall increase of \$6.594 billion from the previous year.
- The percent increase in total assessed value is approximately 16.2%.

### **Historical Overview of All Property Values\* (Real, Personal, State Assessed Utilities) and Taxes Levied on Them**

Tax Year	Total Assessed Values*	New Construction	Average Tax Rate/\$1,000	Property Taxes Levied
<b>2022</b>	<b>\$47.275 billion</b>	<b>\$729 million</b>	<b>11.35</b>	<b>\$535.990 million</b>
2021	\$40.681 billion	\$733 million	12.35	\$501.687 million
2020	\$38.007 billion	\$653 million	12.55	\$475.750 million
2019	\$35.032 billion	\$569 million	11.41	\$399.238
2018	\$32.217 billion	\$488 million	13.20	\$425.036
2017	\$30.035	\$441	12.725	\$381.638
2016	\$27.898	\$327	12.744	\$355.057
2015	\$26.847	\$297	12.958	\$347.610
2014	\$25.260	\$301	13.033	\$329.049
2013	\$23.803	\$287	13.635	\$324.239
2012	\$25.689	\$300	12.624	\$323.964

\* Shows assessed values after reduction for exemptions.

## Property Tax Flow Chart

<b>Taxing Authorities</b> 	<b>The Assessor's Office</b> 	<b>The Treasurer's Office</b>
<p style="text-align: center;"><b>MAKE OR UPHOLD THE TAX LAWS that govern Levies and Tax Rates.</b></p> <p><b>These taxing authorities include</b></p> <ul style="list-style-type: none"> <li>• State Legislature</li> <li>• Department of Revenue</li> <li>• Local Government               <ul style="list-style-type: none"> <li>• County, Cities and Towns</li> <li>• Local Taxing Districts                   <ul style="list-style-type: none"> <li>• Cemeteries</li> <li>• Fire Districts</li> <li>• Libraries</li> <li>• Medic One</li> <li>• Ports</li> <li>• Roads</li> <li>• Schools</li> <li>• P.U.D.</li> </ul> </li> </ul> </li> </ul> <p>Local Taxing Districts submit certified budgets to the county commissioners with a request to levy taxes for the upcoming tax year.</p>	<p style="text-align: center;"><b>DETERMINES THE FAIR MARKET VALUE of Real and Personal Property.</b></p> <p style="text-align: center;"><b>The Assessor's staff:</b></p> <ul style="list-style-type: none"> <li>• Physically inspects all properties once every six years.</li> <li>• Determination of market value.</li> <li>• Sends out valuation notices.</li> <li>• Assists qualified property owners in enrolling in appropriate exemption or special use programs.</li> <li>• Responds to appeals and makes adjustments as warranted.</li> <li>• Ensures budgets of the taxing districts comply with state legal requirements.</li> <li>• Calculates the Levy Rate.</li> <li>• Creates and certifies the tax roll.</li> <li>• Updates Property Ownership.</li> <li>• Maps Tax Parcels.</li> </ul>	<p style="text-align: center;"><b>SENDS TAX NOTICES AND COLLECTS TAXES from Property Owners.</b></p> <p style="text-align: center;"><b>The Treasurer's staff</b></p> <ul style="list-style-type: none"> <li>• Works with Assessor's office to calculate taxes.</li> <li>• Sends tax notices to property owners.</li> <li>• Determines appropriate distribution relative to each tax collected.</li> <li>• Collects the property taxes from taxpayers and distributes to the various state, school, county, city and district funds as levied.</li> <li>• Recalculates any taxes adjusted for current and prior year taxes due to Board of Equalization appeals, senior exemptions, etc.</li> <li>• Refunds overpayments, administers unclaimed property related to tax payments.</li> <li>• Administers and collects the real estate excise tax on conveyance of real property.</li> </ul>

**Thurston County Assessor's Office**  
***Steven J. Drew, Assessor***  
**2000 Lakeridge Drive SW Olympia, WA 98502**  
**[www.co.thurston.wa.us/assessor](http://www.co.thurston.wa.us/assessor) (360) 867-2200**

The mission of the Thurston County Assessor's Office is

- ❖ To appraise all property on a fair and equitable basis,
- ❖ To maintain accurate and easily accessible property information, and
- ❖ To provide accurate tax assessments.

**Assessment Information:**

The County Assessor determines current market value of all property in Thurston County for tax purposes. Levy amounts are based on budgets submitted by taxing districts. Each year all properties are revalued to Fair Market Value with one-sixth of the county being physically inspected. Appraisers use valid sales data and current replacement costs (based on labor and material, less depreciation) to arrive at fair market value. This ensures that each owner pays a proportional share of property taxes that support public services, such as schools, libraries, roads, fire, police, and emergency services.

**Property Record Information:**

**Please visit our expanded website which includes the following information: a record of ALL sales and codes identifying those used in establishing your properties' value, as well as those not used and the reason specific sales were not used. In order to search for particular properties, see the instructions listed below.**

1. Go to [www.co.thurston.wa.us/assessor](http://www.co.thurston.wa.us/assessor).
2. Under Online Tools select Parcel Search (A+)
3. First time users, read and click to accept the Welcome to A+ disclosure page
4. Choose to search by the 11-digit parcel number, select submit, then view details by clicking on the category tabs listed at the top of the page  
OR
5. Search by street number, name, or both; select sort order from drop box located near the bottom of the page followed by the submit button, select the property you are inquiring about by clicking on the property number in the far-right column under Normal View, then view details by clicking on the category tabs listed at the top of the page

**Appeal Information:**

The Board of Equalization is an independent body whose members are appointed by the Thurston County Board of Commissioners to determine questions of value. They accept appeal petitions, schedule hearings and issue appeal decisions.

Website: [www.thurstoncountywa.gov/boe](http://www.thurstoncountywa.gov/boe)

E-mail: [ruth.elder@co.thurston.wa.us](mailto:ruth.elder@co.thurston.wa.us)

(360) 786-5135 Fax (360) 357-2489

# Comparison of Property Taxes for 2021 vs. 2022 Tax Years

## *How Many Will Pay More, Pay the Same, or Pay Less*

Status	Dollar Range of Tax Change From 2021 to 2022 Tax Years	Number of Properties	Percent of Total
More Tax	Greater than \$500	27,329	23.3%
	\$451 to \$500	6,827	5.8%
	\$401 to \$450	7,950	6.8%
	\$351 to \$400	8,116	6.9%
	\$301 to \$350	7,146	6.1%
	\$251 to \$300	6,367	5.4%
	\$201 to \$250	5,715	4.9%
	\$151 to \$200	5,400	4.6%
	\$101 to \$150	4,718	4.0%
	\$51 to \$100	4,771	4.1%
	\$01 to \$50	5,746	4.9%
No Change	Less than \$1	1,144	1.0%
Less Tax	\$01 to \$50	10,730	9.2%
	\$51 to \$100	4,045	3.5%
	\$101 to \$150	2,275	1.9%
	\$151 to \$200	1,569	1.3%
	\$201 to \$250	1,046	0.9%
	\$251 to \$300	784	0.7%
	\$301 to \$350	661	0.6%
	\$351 to \$400	518	0.4%
	\$401 to \$450	426	0.4%
	\$451 to \$500	331	0.3%
	Greater than \$500	3,501	3.0%

Total	117,115
Number with Increase	90,085
Number with No Change	1,144
Number with Decrease	25,886
Percent of Prop with Increase	76.9%
Percent of Prop with No Change	1.0%
Percent of Prop with Decrease	22.1%
Number with Increase of Greater than \$50	84,339
Number with Decrease or Increase of \$50 or less	32,776
Percent of Prop with Increase Greater than \$50	<b>72.0%</b>
Percent of Prop with Decrease or Increase of \$50 or less	<b>28.0%</b>

Notes:

a) Table includes real property, mobile homes, and commercial personal property accounts.

b) Table excludes new parcels or parcels with new construction, new exemptions or exemptions that have expired, Government and DOR that are fully exempt

**Total assessed value increased approximately 16.2 percent for 2021. For tax year 2022, over 76 percent of the taxpayers will pay more in property tax than they paid in 2021.**

**Summary of Taxing District Levies and Increases (a)**  
**From Tax Years 2019 to 2022**

Taxing District	2019	2020	2021	2022	Increase From			% Incr. From 19 to 22
					19 to 20	20 to 21	21 to 22	
<b>Cities &amp; Towns:</b>								
Bucoda	68,666	70,892	71,603	73,599	3.24%	1.00%	2.79%	7.18%
Lacey	7,928,250	8,281,993	8,733,694	8,729,612	4.46%	5.45%	-0.05%	10.11%
Olympia	19,370,780	20,224,878	20,649,696	20,961,499	4.41%	2.10%	1.51%	8.21%
Rainier	264,151	277,885	288,140	299,666	5.20%	3.69%	4.00%	13.44%
Tenino	251,321	232,206	272,033	308,916	-7.61%	17.15%	13.56%	22.92%
Tumwater	9,499,678	9,646,840	10,053,323	10,486,141	1.55%	4.21%	4.31%	10.38%
Yelm (b)	1,494,201	1,519,750	1,552,942	1,559,024	1.71%	2.18%	0.39%	4.34%
<b>Total</b>	<b>38,877,048</b>	<b>40,254,444</b>	<b>41,621,431</b>	<b>42,418,457</b>	<b>3.54%</b>	<b>3.40%</b>	<b>1.91%</b>	<b>9.11%</b>
<b>Fire Districts:</b>								
District 1 (Rochester/GM) (c)	2,689,048	3,346,646	2,848,169	2,884,505	24.45%	-14.89%	1.28%	7.27%
District 2 (Yelm) (b)	-	-	-	-				
District 3 (Lacey)(d)	17,537,280	19,068,798	21,636,985	23,608,780	8.73%	13.47%	9.11%	34.62%
District 4 (Rainier) (b)	-	-	-	-				
District 5 (Black Lake)(h)	1,200,770	243,773	268,971	246,446	-79.70%	10.34%	-8.37%	-79.48%
District 6 (East Olympia)	2,543,158	2,585,505	2,911,264	3,122,098	1.67%	12.60%	7.24%	22.76%
District 8 (South Bay)(e)	3,027,956	3,173,787	3,400,331	3,653,645	4.82%	7.14%	7.45%	20.66%
District 9 (McLane)(h)	3,410,899	6,169,284	6,470,859	6,731,927	80.87%	4.89%	4.03%	97.37%
District 11 (Littlerock) (c)	2,431,433	3,092,447	3,175,850	3,221,666	27.19%	2.70%	1.44%	32.50%
District 12 (Tenino)(f)(g)	807,346	1,066,195	1,148,216	1,559,307	32.06%	7.69%	35.80%	93.14%
District 13 (Griffin)	1,179,797	1,215,643	1,240,311	2,070,622	3.04%	2.03%	66.94%	75.51%
District 15 (Munn Lake)	-	-	-	-				
District 16 (Gibson Valley)(f)	merged w FD12	merged w FD12	merged w FD12	merged w FD12				
District 17 (Bald Hills)	571,654	606,415	656,918	702,893	6.08%	8.33%	7.00%	22.96%
S.E. Thurston RFA (b)	3,746,760	4,019,139	4,322,524	5,373,669	7.27%	7.55%	24.32%	43.42%
West Thurston RFA (c)	-	-	-	-	0	0		0
<b>Total</b>	<b>39,146,101</b>	<b>44,587,632</b>	<b>48,080,398</b>	<b>53,175,558</b>	<b>13.90%</b>	<b>7.83%</b>	<b>10.60%</b>	<b>35.84%</b>

(a) Includes regular and voter approved (excess) levies.

(b) Regional Fire Authority created for 2011. Replaced the regular levies for Fire Districts #2 and #4. Residences in the City of Yelm now pay directly to the RFA.

(c) Regional Fire Authority created for 2011. Replaced the regular levies for Fire Districts #1 and #11. Has levied through the Fire Districts since 2019 tax year.

(d) Fire District 3 annexed the City of Lacey for collection in 2011.

(e) Fire District 7 merged with Fire District 8.

(f) Fire District 16 merged with Fire District 12 for 2018 tax year.

(g) Fire District 12 annexed City of Tenino for 2019 tax year.

(h) Fire District 5 merged with Fire District 9 for 2020 tax year.

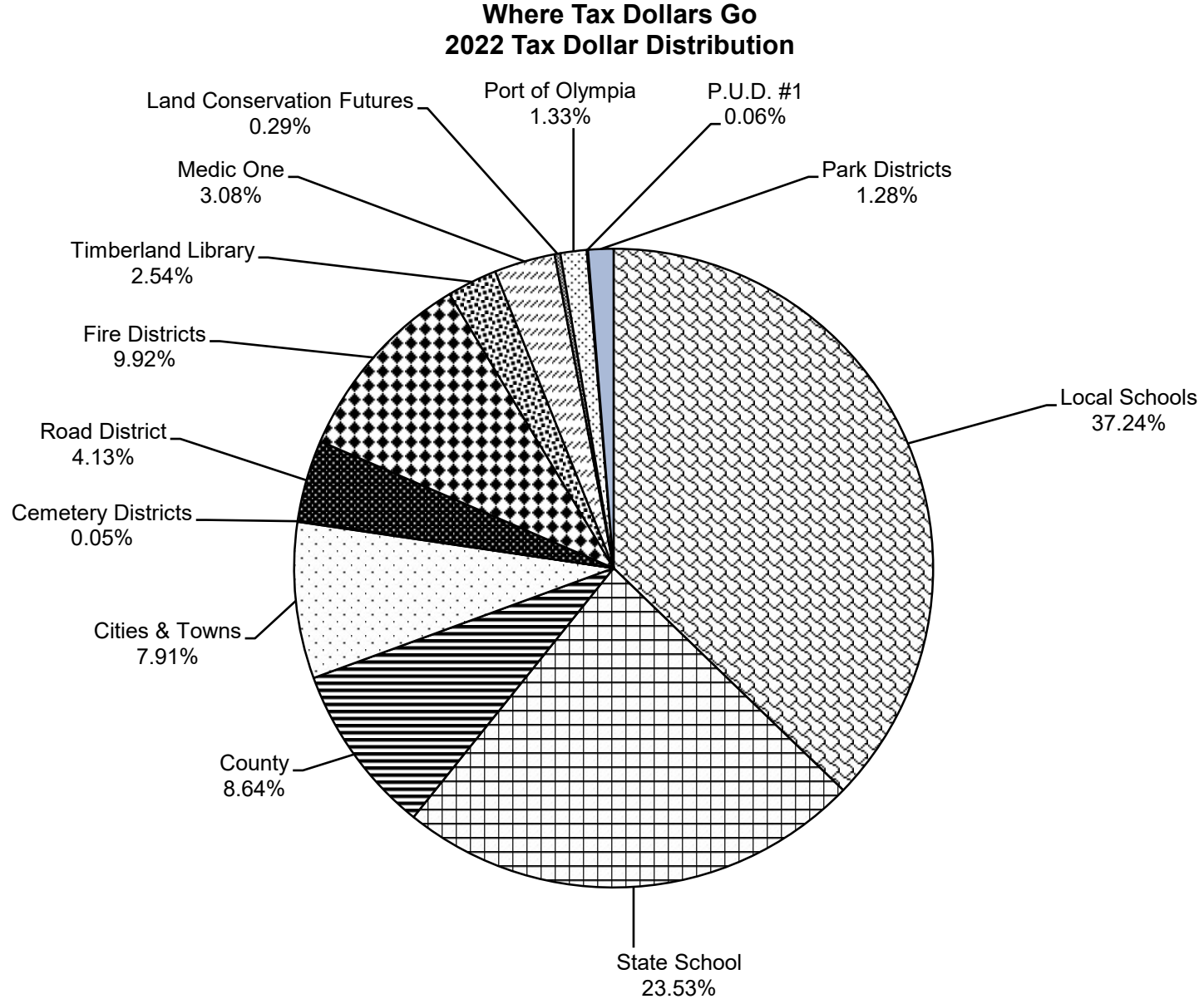


**From Tax Years 2019 to 2022**

Taxing District	2019	2020	2021	2022	Increase From			% Incr. From 19 to 22
					19 to 20	20 to 21	21 to 22	
<b>School Districts: (i)</b>								
Centralia	220,465	165,603	90,392	209,389	-24.88%	-45.42%	131.64%	-5.02%
Griffin	3,759,400	4,189,457	2,942,625	3,050,523	11.44%	-29.76%	3.67%	-18.86%
North Thurston	44,761,737	62,866,262	74,749,400	82,218,173	40.45%	18.90%	9.99%	83.68%
Olympia	41,028,139	52,233,719	52,283,881	55,574,789	27.31%	0.10%	6.29%	35.46%
Rainier	1,475,430	2,141,051	2,347,928	2,590,148	45.11%	9.66%	10.32%	75.55%
Rochester	3,419,083	4,767,719	3,358,569	3,977,024	39.44%	-29.56%	18.41%	16.32%
Tenino	2,907,451	4,126,710	4,394,532	3,482,490	41.94%	6.49%	-20.75%	19.78%
Tumwater	27,398,892	31,269,408	32,105,212	34,265,285	14.13%	2.67%	6.73%	25.06%
Yelm	8,193,285	14,523,667	15,188,789	14,223,979	77.26%	4.58%	-6.35%	73.61%
State Schools	88,690,313	110,821,999	117,611,198	126,128,827	24.95%	6.13%	7.24%	42.21%
<b>Total</b>	<b>221,854,195</b>	<b>287,105,595</b>	<b>305,072,526</b>	<b>325,720,626</b>	<b>29.41%</b>	<b>6.26%</b>	<b>6.77%</b>	<b>46.82%</b>
<b>Other Districts:</b>								
Tanglewilde Park & Rec	64,132	92,263	93,727	94,905	43.86%	1.59%	1.26%	47.98%
Timberland Library	12,685,876	12,940,166	13,166,724	13,615,103	2.00%	1.75%	3.41%	7.32%
Port of Olympia	6,452,560	6,701,016	6,936,871	7,124,012	3.85%	3.52%	2.70%	10.41%
PUD	291,207	298,591	308,575	317,038	2.54%	3.34%	2.74%	8.87%
Cemetery Dist. 1	63,494	64,576	65,810	67,377	1.70%	1.91%	2.38%	6.12%
Cemetery Dist. 2	170,695	174,478	178,913	181,937	2.22%	2.54%	1.69%	6.59%
Thurston County	42,614,865	44,169,457	45,381,772	46,331,142	3.65%	2.74%	2.09%	8.72%
Thurston County Roads	20,589,108	20,579,900	21,359,074	22,143,701	-0.04%	3.79%	3.67%	7.55%
Medic One	11,101,512	11,377,398	11,763,086	16,490,616	2.49%	3.39%	40.19%	48.54%
Conservation Futures	1,404,080	1,438,974	1,487,754	1,527,882	2.49%	3.39%	2.70%	8.82%
Olympia Metropolitan Park Dist.	3,922,756	4,263,470	4,403,173	4,926,658	8.69%	3.28%	11.89%	25.59%
Tumwater Metropolitan Park Dist.	-	1,701,829	1,766,712	1,854,517		3.81%	4.97%	
<b>Total</b>	<b>99,360,286</b>	<b>103,802,118</b>	<b>106,912,192</b>	<b>114,674,889</b>	<b>4.47%</b>	<b>3.00%</b>	<b>7.26%</b>	<b>15.41%</b>
<b>Grand Totals</b>	<b>399,237,630</b>	<b>475,749,789</b>	<b>501,686,547</b>	<b>535,989,529</b>	<b>19.16%</b>	<b>5.45%</b>	<b>6.84%</b>	<b>34.25%</b>

(a) Includes regular and voter approved (excess) levies.

(i) 2017, 2018, & 2019 Legislative changes to Local and State School levies.



## HOW TAX RATES ARE DETERMINED

Tax rates are expressed in dollars per thousand dollars of assessed value. The budget needs of various taxing districts influence tax rates. After districts approve their budgets and voters pass or defeat special levies, the schools, cities, fire districts, the County, Timberland Library, the Port, road's and other special districts submit their budgets to the County.

Toward the end of the calendar year, the Assessor can then calculate tax rates for each district and each tax code area. The tax rate for the individual taxing district is determined by dividing the approved district budget by the taxable assessed value of property within its district boundaries. **Many rates changed for 2022 due to voted levies, lid lifts, and legislative action (EHB 2242)(ESSB 6614)(2SSB 5313).**

### Example of Taxing District Tax Rate:

$$\frac{\text{City of Lacey Levy Amount } \$8,046,612.00}{\text{Lacey's Assessed Values } \$9,132,866,690} = \$0.8811 \text{ Tax Rate}/\$1,000$$

An aggregate tax rate is calculated for 73 specific regions in Thurston County known as Tax Code Areas (TCAs). The TCAs are a unique combination of taxing districts that overlap to provide services to property owners in each area.

The aggregate tax rate is determined by totaling the individual tax district rates of the districts that provide service for each area. For example, TCA 241 is located in the City of Lacey. It consists of 9 different taxing districts and has an aggregate tax rate of \$11.61 per \$1,000 of assessed value for 2022 property taxes.

### Example of Aggregate Tax Rate: Tax Code 241 (Lacey)

<u>Taxing Districts for Lacey</u>	<u>Rate Per \$1,000 of Value</u>
State Schools	\$2.6804
County	\$1.0123
City of Lacey*	\$0.9567
Port of Olympia	\$0.1507
Timberland Regional Library	\$0.2880
PUD #1	\$0.0067
Medic One	\$0.3500
Fire District #3	\$1.4936
North Thurston School District	<u>\$4.6712</u>
<b>Aggregate Tax Rate</b>	<b>\$11.6096</b>

\*rate for City of Lacey includes a bond levy rate of \$0.0756

### What has been happening to tax rates over time?

Tax rates over time generally decline as assessed values increase. Since 2008, the average property tax rate countywide has **increased** \$1.60 or 16.4% as shown below.

Tax Year	Tax Rates Per \$1,000	(-) or + Change		
2008	\$9.75	(\$1.45)		
2009	\$9.87	\$0.12		
2010	\$10.42	\$0.55		
2011	\$11.60	\$1.18		
2012	\$12.62	\$1.02		
2013	\$13.64	\$1.02		
2014	\$13.03	(\$0.61)		
2015	\$12.96	(\$0.07)		
2016	\$12.74	(\$0.22)		
2017	\$12.73	(\$0.02)		
2018	\$13.20	\$0.47		
2019	\$11.41	(\$1.79)		
2020	\$12.55	\$1.14		
2021	\$12.35	(0.20)		
<b>2021</b>	<b>\$11.35</b>	<b>(1.00)</b>	<b>\$1.60</b>	<b>16.4%</b>

**Taxable Values used to set Regular Levies by Tax Code Area (TCA)**

<b>Location</b>	<b>TCA</b>	<b>Taxable Value</b>	<b>Location</b>	<b>TCA</b>	<b>Taxable Value</b>	<b>Location</b>	<b>TCA</b>	<b>Taxable Value</b>
Olympia	110	7,939,265,800	Lacey*	241LRFU	26,268,700	FD9	470	43,781,961
Olympia	114	922,527,035	Lacey/FD3	241NCFB	21,059,697	WTRFA/FD11Bond	471	1,169,504,879
Olympia/FD9Bond	118	65,949,568	FD3	243	194,265,304	*	475	2,182,677
Olympia/FD9Bond	119	48,992,327	Lacey/FD3	245	131,520,015	WTRFA/FD11Bond	485	93,200,785
Olympia	126	12,875,528	FD6	246	396,924,367	FD12	486	1,871,095
Olympia/FD6Bond	130	2,092,352	FD8	250	1,692,854,846	FD12	487	91,830,195
*	135	59,784,939	Rainier/SETFA	310	268,838,997	WTRFA/FD11Bond	488	323,664
FD3	141	676,541,183	*	320	33,828,270	WTRFA/FD1M&O	490	1,418,103,981
FD6	146	260,380,585	*	322	1,389,380	*	495	26,778,504
FD8	155	1,034,275,205	SETFA/FD2	325	44,505,794	Bucoda	510	45,076,282
FD9	160	2,021,586,951	SETFA/FD2	327	17,240,956	Bucoda	511	1,674,514
Yelm/SETFA	170	1,225,883,801	SETFA/FD4	335	446,532,047	*	515	6,364,867
Yelm/SETFA	171	0	SETFA/FD4	336	20,215,378	FD12	516	71,286,840
SETFA/FD2	182	1,438,327,538	*	345	39,532,243	Tenino	530	191,383,698
FD3	185	438,361,144	FD13	346	1,380,414,797	*	540	58,680,815
SETFA/FD4	211	94,214,613	FD9	355	206,346,238	WTRFA/FD1M&O	544	14,184,898
FD6	215	109,527,924	Tumwater	440	3,988,794,199	SETFA/FD4	545	26,686,933
*	220	7,816,022	Tumwater	442	205,384,429	FD6	555	354,735,127
*	221	59,574,786	Tumwater/FD5Bond	444	18,334,080	WTRFA/FD11Bond	560	229,574,186
FD17	225	568,482,815	Tumwater/FD11Bond	445	66,550,874	FD12	561	430,982,812
*	236	63,381,794	Tumwater/FD5B&GO	447	370,390,854	FD12	562	131,718,883
FD3	239	5,405,222,187	*	450	63,530,695	*	565	3,179,540
FD3	239SCA	19,883,920	FD9	455	809,223,888	WTRFA/FD1M&O	567	12,170,716
Lacey/FD3	241	8,879,345,398	FD3	458	51,844,940			
Lacey*	241DNR	74,672,880	FD6	465	924,955,763	<b>* TCA with no fire district levy.</b>		

## Comparison of School District Levy Rates from 2021 to 2022

In 2017, the legislature enacted EHB 2242 to address the Supreme Courts' ruling in the McCleary/School funding case. This legislation made some significant changes to the local and state school levies. In 2018, the legislature enacted ESSB 6614 which reduced the State School levy to a rate of \$2.40 per thousand market value for the 2019 tax year only. For the 2020 tax year it returned to \$2.70 per thousand market value. In 2019, the legislature enacted 2SSB 5313 which increased school district enrichment levies from a maximum \$1.50 per \$1,000 rate to \$2.50 per \$1,000 rate unless the levy is limited by the voter approved amount or the maximum per-pupil limit. For tax year 2022, the state school levy returns to a budget based levy. The following chart details the accumulative effect of these changes by district for 2022 tax year collection.

Levies by School District	Combined local bonds and levy rates 2022 Tax Year	Combined local bonds and levy rates 2021 Tax Year	Change in local rates from 2021 to 2022	State school levy rate increase adopted by Legislature in 2018	Overall change by School District*
<b>YELM S.D. 2</b>	3.6688	4.813	-1.1442	-0.2245	-1.3687
<b>N. THUR. S.D. 3</b>	4.6712	4.9121	-0.2409	-0.2245	-0.4654
<b>OLY S.D. 111</b>	4.5579	4.9237	-0.3658	-0.2245	-0.5903
<b>RAINIER S.D. 307</b>	3.1896	2.8404	0.3492	-0.2245	0.1247
<b>GRIFFIN S.D. 324</b>	1.8993	2.1788	-0.2795	-0.2245	-0.5040
<b>ROCHESTER S.D. 401</b>	2.4884	2.5	-0.0116	-0.2245	-0.2361
<b>TENINO S.D. 402</b>	2.3646	3.6145	-1.2499	-0.2245	-1.4744
<b>TUMWATER S.D. 33</b>	4.6024	5.0397	-0.4373	-0.2245	-0.6618
<b>CENTRALIA S.D. 401L</b>	2.6915	1.3893	1.3022	-0.2245	1.0777
<b>STATE SCHOOLS</b>	2.6804	2.9049	-0.2245		

Note: All rates are in dollars per \$1,000 of value

\* This change is calculated using local and state school levies only. Levy rates have been held to four decimal places and are within less than 1 cent of accuracy. Actual levy rates can be located @ <http://www.co.thurston.wa.us/assessor/taxing-reports.html>

EXAMPLE: The owner of a home valued at \$250,000 in the Yelm school district will see a decrease in their state and local school taxes of (250 X 1.3687) \$342.17.



# THURSTON COUNTY

## Certified Values For Tax Year 2022

	A	B *	C	D	B + C *
Taxing District	New Construction & Added Improvement	Real & Personal	Timber Value	State Assessed Utilities	Total Certified
CEMETERY DISTRICT #1					
Levy: CEMETERY I-ROCHESTER	\$17,442,408	\$1,684,105,483	\$0	\$25,291,035	\$1,684,105,483
CEMETERY DISTRICT #2					
Levy: CEMETERY II-YELM	\$27,908,806	\$3,425,329,267	\$0	\$57,553,032	\$3,425,329,267
CENTRALIA S.D. #401L					
Levy: CENTRALIA S.D. 401L BOND	\$164,100	\$77,795,414	\$10,692,738	\$17,029,543	\$88,488,152
Levy: CENTRALIA S.D. 401L ENRICHMENT	\$164,100	\$77,795,414	\$5,346,369	\$17,029,543	\$83,141,783
CITY OF LACEY					
Levy: CITY OF LACEY 2003/06 PARK IMP BOND	\$221,425,961	\$9,032,016,681	\$0	\$84,913,239	\$9,032,016,681
Levy: CITY OF LACEY GEN EXP	\$221,444,047	\$9,132,866,690	\$0	\$84,913,239	\$9,132,866,690
CITY OF OLYMPIA					
Levy: CITY OF OLY BOND 2009	\$77,821,215	\$8,906,937,841	\$0	\$123,186,382	\$8,906,937,841
Levy: CITY OF OLY GEN EXP	\$77,826,189	\$8,991,702,610	\$0	\$123,186,382	\$8,991,702,610
CITY OF RAINIER					
Levy: CITY OF RAINIER GEN EXP	\$6,416,410	\$268,838,997	\$0	\$7,021,319	\$268,838,997
CITY OF TENINO					
Levy: CITY OF TENINO GEN EXP	\$12,572,100	\$191,383,698	\$0	\$6,485,773	\$191,383,698
CITY OF TUMWATER					
Levy: CITY OF TUM GEN EXP	\$141,341,200	\$4,649,454,436	\$0	\$56,886,033	\$4,649,454,436
CITY OF YELM					
Levy: CITY OF YELM GEN EXP	\$4,380,806	\$1,225,883,801	\$0	\$18,900,666	\$1,225,883,801

	A	B *	C	D	B + C *
Taxing District	New Construction & Added Improvement	Real & Personal	Timber Value	State Assessed Utilities	Total Certified
CONSERVATION FUTURES					
Levy: CONSERVATION FUTURES	\$728,640,305	\$47,274,990,898	\$0	\$677,973,954	\$47,274,990,898
COUNTY ROAD					
Levy: ROAD DISTRICT	\$264,297,553	\$22,768,109,870	\$0	\$377,173,587	\$22,768,109,870
FIRE DISTRICT #01					
Levy: F.D.#01 EXP-ROCH/GRD MND	\$15,454,307	\$1,444,459,595	\$0	\$23,964,873	\$1,444,459,595
Levy: F.D.#01 M & O	\$15,349,884	\$1,411,703,346	\$2,857,955	\$23,964,873	\$1,414,561,301
FIRE DISTRICT #02					
Levy: YELM FIRE DISTRICT NO. 2	\$13,877,400	\$1,500,074,288	\$0	\$29,435,314	\$1,500,074,288
FIRE DISTRICT #03					
Levy: F.D.#03 BOND (voted 2017)	\$334,794,999	\$15,617,164,785	\$88,950	\$171,802,266	\$15,617,253,735
Levy: F.D.#03 EXPENSE-LACEY	\$335,352,386	\$15,818,043,788	\$0	\$171,802,266	\$15,818,043,788
FIRE DISTRICT #04					
Levy: F.D.#04 EXPENSE-RAINIER	\$13,521,910	\$856,487,968	\$0	\$27,628,091	\$856,487,968
FIRE DISTRICT #05					
Levy: F.D.#05 2004 BOND 20 YEARS	\$10,521,900	\$1,180,868,189	\$650,583	\$15,332,669	\$1,181,518,772
Levy: F.D.#05 EXP-NON VOTED GO NOTES	\$10,553,691	\$1,179,614,742	\$0	\$15,248,895	\$1,179,614,742
FIRE DISTRICT #06					
Levy: F.D.#06 2017 BOND 6 YEARS	\$19,674,835	\$2,021,935,864	\$2,765	\$50,841,368	\$2,021,938,629
Levy: F.D.#06 EXP-EAST OLYMPIA	\$19,756,457	\$2,046,523,766	\$0	\$50,723,911	\$2,046,523,766
FIRE DISTRICT #08					
Levy: F.D.#08 EXP-SOUTH BAY	\$27,217,150	\$2,727,130,051	\$0	\$19,492,269	\$2,727,130,051

	A	B *	C	D	B + C *
Taxing District	New Construction & Added Improvement	Real & Personal	Timber Value	State Assessed Utilities	Total Certified
FIRE DISTRICT #09					
Levy: F.D.#09 2005 BOND 20 YEARS	\$17,238,900	\$2,362,253,316	\$27,111,531	\$31,843,079	\$2,389,364,847
Levy: F.D.#09 EXP-MCLANE/BLACK LAKE	\$21,606,928	\$3,080,939,038	\$0	\$39,271,230	\$3,080,939,038
Levy: F.D.#09 EXP-NON VOTED GO BOND	\$16,739,237	\$2,337,664,718	\$0	\$31,431,306	\$2,337,664,718
Levy: F.D.#09 M & O	\$21,564,800	\$3,044,014,520	\$27,762,114	\$39,271,230	\$3,071,776,634
FIRE DISTRICT #11					
Levy: F.D.#11 BOND 2005	\$15,955,371	\$1,536,116,294	\$28,737,208	\$32,196,330	\$1,564,853,502
Levy: F.D.#11 EXP-LITTLEROCK	\$15,959,316	\$1,492,603,514	\$0	\$30,931,850	\$1,492,603,514
Levy: F.D.#11 M & O	\$15,955,371	\$1,469,639,300	\$28,737,208	\$30,931,850	\$1,498,376,508
FIRE DISTRICT #12					
Levy: F.D.#12 BOND 20 YR (2021)	\$18,187,400	\$903,338,744	\$1,029,593	\$52,420,839	\$904,368,337
Levy: F.D.#12 EXP-SOUTH THURSTON	\$18,224,856	\$919,073,523	\$0	\$52,420,839	\$919,073,523
FIRE DISTRICT #13					
Levy: F.D.#13 EXP-GRIFFIN	\$15,934,500	\$1,380,414,797	\$0	\$6,868,492	\$1,380,414,797
FIRE DISTRICT #17					
Levy: F.D.#17 EXP-BALD HILLS	\$6,246,100	\$568,482,815	\$0	\$3,356,095	\$568,482,815
GRIFFIN S.D. #324					
Levy: GRIFFIN S.D. 324 CAPITAL PROJECTS	\$16,691,700	\$1,606,144,567	\$11,960,162	\$11,389,988	\$1,618,104,729
Levy: GRIFFIN S.D. 324 ENRICHMENT	\$16,691,700	\$1,606,144,567	\$5,980,081	\$11,389,988	\$1,612,124,648
MEDIC ONE					
Levy: MEDIC 1 EXP	\$728,640,305	\$47,274,990,898	\$0	\$677,973,954	\$47,274,990,898
Levy: MEDIC 1 EXP - LID LIFT	\$727,749,016	\$46,686,088,326	\$0	\$677,973,954	\$46,686,088,326
NORTH THURSTON S.D. #3					
Levy: N. THUR. S.D. 3 BOND (voted in 2020)	\$363,344,819	\$17,606,657,715	\$2,952,503	\$192,538,663	\$17,609,610,218
Levy: N.THUR. S.D. 3 BOND (voted prior to 2016)	\$363,344,819	\$17,587,267,895	\$2,952,503	\$192,474,561	\$17,590,220,398
Levy: N.THUR. S.D. 3 ENRICHMENT	\$363,344,819	\$17,606,657,715	\$1,476,252	\$192,538,663	\$17,608,133,967



	A	B *	C	D	B + C *
Taxing District	New Construction & Added Improvement	Real & Personal	Timber Value	State Assessed Utilities	Total Certified
OLYMPIA METROPOLITAN PARK DISTRICT					
Levy: OLYMPIA METROPOLITAN PARK DISTRICT	\$77,826,189	\$8,991,702,610	\$0	\$123,186,382	\$8,991,702,610
OLYMPIA S.D. #111					
Levy: OLY S.D. 111 BOND	\$91,884,795	\$12,193,201,234	\$23,164,677	\$151,283,028	\$12,216,365,911
Levy: OLY S.D. 111 ENRICHMENT	\$91,884,795	\$12,193,201,234	\$11,582,338	\$151,283,028	\$12,204,783,572
Levy: OLY S.D. CAPITAL PROJECTS	\$91,884,795	\$12,193,201,234	\$23,164,677	\$151,283,028	\$12,216,365,911
PORT OF OLYMPIA					
Levy: PORT OF OLY GEN EXP	\$728,640,305	\$47,274,990,898	\$0	\$677,973,954	\$47,274,990,898
PUD #1					
Levy: P.U.D. #1	\$728,640,305	\$47,274,990,898	\$0	\$677,973,954	\$47,274,990,898
RAINIER S.D. #307					
Levy: RAINIER S.D. 307 BOND	\$10,884,206	\$812,055,499	\$22,132,855	\$30,524,925	\$834,188,354
Levy: RAINIER S.D. 307 ENRICHMENT	\$10,884,206	\$812,055,499	\$11,066,428	\$30,524,925	\$823,121,927
ROCHESTER S.D. #401					
Levy: ROCHESTER S.D. 401 ENRICHMENT	\$16,495,184	\$1,598,214,522	\$17,057,049	\$25,754,862	\$1,615,271,571
SE THURSTON FA					
Levy: S.E. THURSTON FIRE AUTHORITY	\$31,780,116	\$3,582,446,057	\$0	\$75,964,071	\$3,582,446,057
STATE OF WASHINGTON					
Levy: STATE SCHOOLS	\$728,640,305	\$47,262,699,063	\$0	\$677,973,954	\$47,262,699,063
Levy: STATE SCHOOLS 2	\$727,749,016	\$46,673,796,491	\$0	\$677,973,954	\$46,673,796,491
TANGLEWILDE PARK					
Levy: TANGLEWILDE PARK DISTRICT	\$354,400	\$194,265,304	\$0	\$1,218,379	\$194,265,304
TENINO S.D. #402					
Levy: TENINO S.D. 402 ENRICHMENT	\$30,057,171	\$1,472,787,093	\$22,290,103	\$70,559,945	\$1,495,077,196

	A	B *	C	D	B + C *
Taxing District	New Construction & Added Improvement	Real & Personal	Timber Value	State Assessed Utilities	Total Certified
THURSTON COUNTY					
Levy: CURRENT EXPENSE	\$728,640,305	\$47,274,990,898	\$0	\$677,973,954	\$47,274,990,898
TIMBERLAND LIBRARY					
Levy: TIMBERLAND RGNL LIBR	\$728,640,305	\$47,274,990,898	\$0	\$677,973,954	\$47,274,990,898
TOWN OF BUCODA					
Levy: TOWN OF BUCODA GEN EXP	\$362,000	\$46,750,796	\$0	\$3,406,955	\$46,750,796
TUMWATER METROPOLITAN PARK DISTRICT					
Levy: TUMWATER METROPOLITAN PARK DISTRICT	\$141,341,200	\$4,649,454,436	\$0	\$56,886,033	\$4,649,454,436
TUMWATER S.D. #33					
Levy: TUMWATER S.D. 33 BOND 2014	\$167,052,435	\$7,445,127,262	\$33,392,445	\$117,981,530	\$7,478,519,707
Levy: TUMWATER S.D. 33 CAPITAL PROJECTS	\$167,052,435	\$7,445,127,262	\$33,392,445	\$117,981,530	\$7,478,519,707
Levy: TUMWATER S.D. 33 ENRICHMENT	\$167,052,435	\$7,445,127,262	\$16,696,222	\$117,981,530	\$7,461,823,484
W THURSTON RFA					
Levy: WEST THURSTON REGIONAL FIRE AUTHORITY	\$31,413,623	\$2,937,063,109	\$0	\$54,896,723	\$2,937,063,109
YELM S.D. #2					
Levy: YELM S.D. 2 BOND	\$31,174,606	\$3,893,494,840	\$59,523,351	\$60,975,572	\$3,953,018,191
Levy: YELM S.D. 2 BOND (voted in 2019)	\$31,174,606	\$3,874,105,020	\$59,523,351	\$60,911,470	\$3,933,628,371
Levy: YELM S.D. 2 ENRICHMENT	\$31,174,606	\$3,874,105,020	\$29,761,675	\$60,911,470	\$3,903,866,695

(End of Report)

**ASSESSED VALUES, LEVY RATES TAXES  
FOR TAX YEAR 2022**

"Regular Value" includes values of property subject to regular (non-voter approved) levies and "Excess Value" includes values subject to excess (voter approved) levies. Values have been adjusted for all exemptions including senior citizens/disabled persons.

- Sorted by District Type -

District / Levy	Regular Value	Excess Value	Timber Value	Rate	Real & Pers. Tax	Timber Tax	Total Tax
<b>CEMETERY DISTRICT #1</b>							
CEMETERY I-ROCHESTER	\$1,684,105,483			\$0.040007862144	\$67,377.46	\$0.00	\$67,377.46
Totals for CEMETERY DISTRICT #1				\$0.040007862144	\$67,377.46	\$0.00	\$67,377.46
<b>CEMETERY DISTRICT #2</b>							
CEMETERY II-YELM	\$3,425,329,267			\$0.053115042619	\$181,936.51	\$0.00	\$181,936.51
Totals for CEMETERY DISTRICT #2				\$0.053115042619	\$181,936.51	\$0.00	\$181,936.51
<b>CENTRALIA S.D. #401L</b>							
CENTRALIA S.D. 401L BOND		\$77,795,414	\$10,692,738	\$1.283574614372	\$99,856.22	\$13,724.93	\$113,581.15
CENTRALIA S.D. 401L ENRICHMENT		\$77,795,414	\$5,346,369	\$1.407955067025	\$109,532.45	\$7,527.45	\$117,059.90
Totals for CENTRALIA S.D. #401L				\$2.691529681397	\$209,388.67	\$21,252.38	\$230,641.05
<b>CITY OF LACEY</b>							
CITY OF LACEY 2003/06 PARK IMP		\$9,032,016,681		\$0.075619878054	\$683,000.00	\$0.00	\$683,000.00
CITY OF LACEY GEN EXP	\$9,132,866,690			\$0.881060927870	\$8,046,612.00	\$0.00	\$8,046,612.00
Totals for CITY OF LACEY				\$0.956680805924	\$8,729,612.00	\$0.00	\$8,729,612.00
<b>CITY OF OLYMPIA</b>							
CITY OF OLY BOND 2009		\$8,906,937,841		\$0.118202255230	\$1,052,820.14	\$0.00	\$1,052,820.14
CITY OF OLY GEN EXP	\$8,991,702,610			\$2.214116697750	\$19,908,678.89	\$0.00	\$19,908,678.89
Totals for CITY OF OLYMPIA				\$2.332318952980	\$20,961,499.03	\$0.00	\$20,961,499.03
<b>CITY OF RAINIER</b>							
CITY OF RAINIER GEN EXP	\$268,838,997			\$1.114668122348	\$299,666.26	\$0.00	\$299,666.26
Totals for CITY OF RAINIER				\$1.114668122348	\$299,666.26	\$0.00	\$299,666.26

District / Levy	Regular Value	Excess Value	Timber Value	Rate	Real & Pers. Tax	Timber Tax	Total Tax
<b>CITY OF TENINO</b>							
CITY OF TENINO GEN EXP	\$191,383,698			\$1.614118669606	\$308,916.00	\$0.00	\$308,916.00
Totals for CITY OF TENINO				\$1.614118669606	\$308,916.00	\$0.00	\$308,916.00
<b>CITY OF TUMWATER</b>							
CITY OF TUM GEN EXP	\$4,649,454,436			\$2.255348674633	\$10,486,140.90	\$0.00	\$10,486,140.90
Totals for CITY OF TUMWATER				\$2.255348674633	\$10,486,140.90	\$0.00	\$10,486,140.90
<b>CITY OF YELM</b>							
CITY OF YELM GEN EXP	\$1,225,883,801			\$1.271754801498	\$1,559,023.61	\$0.00	\$1,559,023.61
Totals for CITY OF YELM				\$1.271754801498	\$1,559,023.61	\$0.00	\$1,559,023.61
<b>CONSERVATION FUTURES</b>							
CONSERVATION FUTURES	\$47,274,990,898			\$0.032319041653	\$1,527,882.40	\$0.00	\$1,527,882.40
Totals for CONSERVATION FUTURES				\$0.032319041653	\$1,527,882.40	\$0.00	\$1,527,882.40
<b>COUNTY ROAD</b>							
ROAD DISTRICT	\$22,768,109,870			\$0.972575292654	\$22,143,701.12	\$0.00	\$22,143,701.12
Totals for COUNTY ROAD				\$0.972575292654	\$22,143,701.12	\$0.00	\$22,143,701.12
<b>FIRE DISTRICT #01</b>							
F.D.#01 EXP-ROCH/GRD MND	\$1,444,459,595			\$1.173056765219	\$1,694,433.10	\$0.00	\$1,694,433.10
F.D.#01 M & O		\$1,411,703,346	\$2,857,955	\$0.843004074236	\$1,190,071.67	\$2,409.27	\$1,192,480.94
Totals for FIRE DISTRICT #01				\$2.016060839455	\$2,884,504.77	\$2,409.27	\$2,886,914.04
<b>FIRE DISTRICT #03</b>							
F.D.#03 BOND (voted 2017)		\$15,617,164,785	\$88,950	\$0.081788826107	\$1,277,309.57	\$7.28	\$1,277,316.85
F.D.#03 EXPENSE-LACEY	\$15,818,043,788			\$1.411771939647	\$22,331,470.36	\$0.00	\$22,331,470.36
Totals for FIRE DISTRICT #03				\$1.493560765754	\$23,608,779.93	\$7.28	\$23,608,787.21

District / Levy	Regular Value	Excess Value	Timber Value	Rate	Real & Pers. Tax	Timber Tax	Total Tax
<b>FIRE DISTRICT #05</b>							
F.D.#05 2004 BOND 20 YEARS		\$1,180,868,189	\$650,583	\$0.187282703622	\$221,156.19	\$121.84	\$221,278.03
F.D.#05 EXP-NON VOTED GO NOTE	\$1,179,614,742			\$0.021439203072	\$25,290.00	\$0.00	\$25,290.00
Totals for FIRE DISTRICT #05				\$0.208721906694	\$246,446.19	\$121.84	\$246,568.03
<b>FIRE DISTRICT #06</b>							
F.D.#06 2017 BOND 6 YEARS		\$2,021,935,864	\$2,765	\$0.171122899102	\$345,999.53	\$0.47	\$346,000.00
F.D.#06 EXP-EAST OLYMPIA	\$2,046,523,766			\$1.356494440046	\$2,776,098.11	\$0.00	\$2,776,098.11
Totals for FIRE DISTRICT #06				\$1.527617339148	\$3,122,097.64	\$0.47	\$3,122,098.11
<b>FIRE DISTRICT #08</b>							
F.D.#08 EXP-SOUTH BAY	\$2,727,130,051			\$1.339739811330	\$3,653,644.70	\$0.00	\$3,653,644.70
Totals for FIRE DISTRICT #08				\$1.339739811330	\$3,653,644.70	\$0.00	\$3,653,644.70
<b>FIRE DISTRICT #09</b>							
F.D.#09 2005 BOND 20 YEARS		\$2,362,253,316	\$27,111,531	\$0.265390947220	\$626,920.65	\$7,195.15	\$634,115.80
F.D.#09 EXP-MCLANE/BLACK LAKE	\$3,080,939,038			\$1.101462131559	\$3,393,537.68	\$0.00	\$3,393,537.68
F.D.#09 EXP-NON VOTED GO BOND	\$2,337,664,718			\$0.070316264233	\$164,375.85	\$0.00	\$164,375.85
F.D.#09 M & O		\$3,044,014,520	\$27,762,114	\$0.836754457193	\$2,547,092.72	\$23,230.07	\$2,570,322.79
Totals for FIRE DISTRICT #09				\$2.273923800205	\$6,731,926.90	\$30,425.22	\$6,762,352.12
<b>FIRE DISTRICT #11</b>							
F.D.#11 BOND 2005		\$1,536,116,294	\$28,737,208	\$0.209429911222	\$321,708.70	\$6,018.43	\$327,727.13
F.D.#11 EXP-LITTLOCK	\$1,492,603,514			\$1.124419053190	\$1,678,311.83	\$0.00	\$1,678,311.83
F.D.#11 M & O		\$1,469,639,300	\$28,737,208	\$0.831255297550	\$1,221,645.45	\$23,887.96	\$1,245,533.41
Totals for FIRE DISTRICT #11				\$2.165104261962	\$3,221,665.98	\$29,906.39	\$3,251,572.37

District / Levy	Regular Value	Excess Value	Timber Value	Rate	Real & Pers. Tax	Timber Tax	Total Tax
<b>FIRE DISTRICT #12</b>							
F.D.#12 BOND 20 YR (2021)		\$903,338,744	\$1,029,593	\$0.340569198853	\$307,649.35	\$350.65	\$308,000.00
F.D.#12 EXP-SOUTH THURSTON	\$919,073,523			\$1.361869163540	\$1,251,657.89	\$0.00	\$1,251,657.89
Totals for FIRE DISTRICT #12				\$1.702438362393	\$1,559,307.24	\$350.65	\$1,559,657.89
<b>FIRE DISTRICT #13</b>							
F.D.#13 EXP-GRIFFIN	\$1,380,414,797			\$1.500000000000	\$2,070,622.20	\$0.00	\$2,070,622.20
Totals for FIRE DISTRICT #13				\$1.500000000000	\$2,070,622.20	\$0.00	\$2,070,622.20
<b>FIRE DISTRICT #17</b>							
F.D.#17 EXP-BALD HILLS	\$568,482,815			\$1.236437199953	\$702,893.30	\$0.00	\$702,893.30
Totals for FIRE DISTRICT #17				\$1.236437199953	\$702,893.30	\$0.00	\$702,893.30
<b>GRIFFIN S.D. #324</b>							
GRIFFIN S.D. 324 CAPITAL PROJEC		\$1,606,144,567	\$11,960,162	\$0.466595262018	\$749,419.45	\$5,580.55	\$755,000.00
GRIFFIN S.D. 324 ENRICHMENT		\$1,606,144,567	\$5,980,081	\$1.432687604439	\$2,301,103.41	\$8,567.59	\$2,309,671.00
Totals for GRIFFIN S.D. #324				\$1.899282866457	\$3,050,522.86	\$14,148.14	\$3,064,671.00
<b>MEDIC ONE</b>							
MEDIC 1 EXP	\$47,274,990,898			\$0.255534822123	\$12,080,406.39	\$0.00	\$12,080,406.39
MEDIC 1 EXP - LID LIFT	\$46,686,088,326			\$0.094465177877	\$4,410,209.64	\$0.00	\$4,410,209.64
Totals for MEDIC ONE				\$0.350000000000	\$16,490,616.03	\$0.00	\$16,490,616.03
<b>NORTH THURSTON S.D. #3</b>							
N. THUR. S.D. 3 BOND (voted in 2020		\$17,606,657,715	\$2,952,503	\$0.930478637923	\$16,382,618.89	\$2,747.24	\$16,385,366.13
N.THUR. S.D. 3 BOND (voted prior to		\$17,587,267,895	\$2,952,503	\$1.349748467774	\$23,738,387.89	\$3,985.14	\$23,742,373.03
N.THUR. S.D. 3 ENRICHMENT		\$17,606,657,715	\$1,476,252	\$2.390979996455	\$42,097,166.40	\$3,529.69	\$42,100,696.09
Totals for NORTH THURSTON S.D. #3				\$4.671207102152	\$82,218,173.18	\$10,262.07	\$82,228,435.25

District / Levy	Regular Value	Excess Value	Timber Value	Rate	Real & Pers. Tax	Timber Tax	Total Tax
<b>OLYMPIA METROPOLITAN PARK DISTRICT</b>							
OLYMPIA METROPOLITAN PARK DI	\$8,991,702,610			\$0.547911627384	\$4,926,658.41	\$0.00	\$4,926,658.41
Totals for OLYMPIA METROPOLITAN PARK DISTRICT				\$0.547911627384	\$4,926,658.41	\$0.00	\$4,926,658.41
<b>OLYMPIA S.D. #111</b>							
OLY S.D. 111 BOND		\$12,193,201,234	\$23,164,677	\$1.532141737270	\$18,681,712.52	\$35,491.57	\$18,717,204.09
OLY S.D. 111 ENRICHMENT		\$12,193,201,234	\$11,582,338	\$2.220336692587	\$27,073,012.10	\$25,716.69	\$27,098,728.79
OLY S.D. CAPITAL PROJECTS		\$12,193,201,234	\$23,164,677	\$0.805372127168	\$9,820,064.41	\$18,656.19	\$9,838,720.60
Totals for OLYMPIA S.D. #111				\$4.557850557025	\$55,574,789.03	\$79,864.45	\$55,654,653.48
<b>PORT OF OLYMPIA</b>							
PORT OF OLY GEN EXP	\$47,274,990,898			\$0.150693030177	\$7,124,011.63	\$0.00	\$7,124,011.63
Totals for PORT OF OLYMPIA				\$0.150693030177	\$7,124,011.63	\$0.00	\$7,124,011.63
<b>PUD #1</b>							
P.U.D. #1	\$47,274,990,898			\$0.006706245395	\$317,037.69	\$0.00	\$317,037.69
Totals for PUD #1				\$0.006706245395	\$317,037.69	\$0.00	\$317,037.69
<b>RAINIER S.D. #307</b>							
RAINIER S.D. 307 BOND		\$812,055,499	\$22,132,855	\$0.906270144356	\$735,941.65	\$20,058.35	\$756,000.00
RAINIER S.D. 307 ENRICHMENT		\$812,055,499	\$11,066,428	\$2.283349450852	\$1,854,206.48	\$25,268.52	\$1,879,475.00
Totals for RAINIER S.D. #307				\$3.189619595208	\$2,590,148.13	\$45,326.87	\$2,635,475.00
<b>ROCHESTER S.D. #401</b>							
ROCHESTER S.D. 401 ENRICHMEN		\$1,598,214,522	\$17,057,049	\$2.488416600000	\$3,977,023.55	\$42,445.04	\$4,019,468.59
Totals for ROCHESTER S.D. #401				\$2.488416600000	\$3,977,023.55	\$42,445.04	\$4,019,468.59
<b>SE THURSTON FA</b>							
S.E. THURSTON FIRE AUTHORITY	\$3,582,446,057			\$1.500000000000	\$5,373,669.09	\$0.00	\$5,373,669.09
Totals for SE THURSTON FA				\$1.500000000000	\$5,373,669.09	\$0.00	\$5,373,669.09

District / Levy	Regular Value	Excess Value	Timber Value	Rate	Real & Pers. Tax	Timber Tax	Total Tax
<b>STATE OF WASHINGTON</b>							
STATE SCHOOLS	\$47,262,699,063			\$1.741634346576	\$82,314,340.00	\$0.00	\$82,314,340.00
STATE SCHOOLS 2	\$46,673,796,491			\$0.938738441996	\$43,814,487.00	\$0.00	\$43,814,487.00
Totals for STATE OF WASHINGTON				\$2.680372788572	\$126,128,827.00	\$0.00	\$126,128,827.00
<b>TANGLEWILDE PARK</b>							
TANGLEWILDE PARK DISTRICT	\$194,265,304			\$0.488531498141	\$94,904.72	\$0.00	\$94,904.72
Totals for TANGLEWILDE PARK				\$0.488531498141	\$94,904.72	\$0.00	\$94,904.72
<b>TENINO S.D. #402</b>							
TENINO S.D. 402 ENRICHMENT		\$1,472,787,093	\$22,290,103	\$2.364557502086	\$3,482,489.77	\$52,706.23	\$3,535,196.00
Totals for TENINO S.D. #402				\$2.364557502086	\$3,482,489.77	\$52,706.23	\$3,535,196.00
<b>THURSTON COUNTY</b>							
CURRENT EXPENSE	\$47,274,990,898			\$0.980034928827	\$46,331,142.34	\$0.00	\$46,331,142.34
Totals for THURSTON COUNTY				\$0.980034928827	\$46,331,142.34	\$0.00	\$46,331,142.34
<b>TIMBERLAND LIBRARY</b>							
TIMBERLAND RGNL LIBR	\$47,274,990,898			\$0.287998000000	\$13,615,102.83	\$0.00	\$13,615,102.83
Totals for TIMBERLAND LIBRARY				\$0.287998000000	\$13,615,102.83	\$0.00	\$13,615,102.83
<b>TOWN OF BUCODA</b>							
TOWN OF BUCODA GEN EXP	\$46,750,796			\$1.574282713817	\$73,598.97	\$0.00	\$73,598.97
Totals for TOWN OF BUCODA				\$1.574282713817	\$73,598.97	\$0.00	\$73,598.97
<b>TUMWATER METROPOLITAN PARK DISTRICT</b>							
TUMWATER METROPOLITAN PARK	\$4,649,454,436			\$0.398867737178	\$1,854,517.37	\$0.00	\$1,854,517.37
Totals for TUMWATER METROPOLITAN PARK DISTRICT				\$0.398867737178	\$1,854,517.37	\$0.00	\$1,854,517.37



District / Levy	Regular Value	Excess Value	Timber Value	Rate	Real & Pers. Tax	Timber Tax	Total Tax
<b>TUMWATER S.D. #33</b>							
TUMWATER S.D. 33 BOND 2014		\$7,445,127,262	\$33,392,445	\$1.497884121307	\$11,151,937.91	\$50,018.01	\$11,201,955.92
TUMWATER S.D. 33 CAPITAL PROJ		\$7,445,127,262	\$33,392,445	\$0.669032654326	\$4,981,033.25	\$22,340.64	\$5,003,373.89
TUMWATER S.D. 33 ENRICHMENT		\$7,445,127,262	\$16,696,222	\$2.435460555850	\$18,132,313.78	\$40,662.99	\$18,172,976.77
Totals for TUMWATER S.D. #33				\$4.602377331483	\$34,265,284.94	\$113,021.64	\$34,378,306.58
<b>YELM S.D. #2</b>							
YELM S.D. 2 BOND		\$3,893,494,840	\$59,523,351	\$0.549499940964	\$2,139,475.18	\$32,708.08	\$2,172,183.26
YELM S.D. 2 BOND (voted in 2019)		\$3,874,105,020	\$59,523,351	\$0.817162267006	\$3,165,772.44	\$48,640.24	\$3,214,412.68
YELM S.D. 2 ENRICHMENT		\$3,874,105,020	\$29,761,675	\$2.302139681585	\$8,918,730.90	\$68,515.53	\$8,987,246.43
Totals for YELM S.D. #2				\$3.668801889555	\$14,223,978.52	\$149,863.85	\$14,373,842.37

**Total County Value: \$47,274,990,898.00**

**Total County Tax: \$536,581,640.64**

**Average County Tax Rate: \$11.350221976699 Per \$1000**

(End of Report)

## CONSOLIDATED TAX CODE AREAS & RATES FOR TAX YEAR 2022

"TCA's" (Tax Code Areas) designate a unique set of taxing districts. They appear on tax statements. The first two columns list the Tax Code Area and regular, excess and total levy rates within that TCA. The columns to the right list levy types, taxing districts and levy rates. All rates are expressed in dollars per thousand dollars of assessed value.

TCA	Regular Rate/ Excess Rate	County/State of Washington	Levy	District	Rates	
					Regular	Excess
110	\$7.250152359758	\$1.012353970480	City:	CITY OF OLYMPIA	\$2.214116697750	\$0.118202255230
	\$4.676052812255	\$2.680372788572	EMS:	MEDIC ONE	\$0.350000000000	
			Port:	PORT OF OLYMPIA	\$0.150693030177	
	Total:	\$11.926205172013	Park:	OLYMPIA METROPOLITAN PARK DISTRICT	\$0.547911627384	
			Library:	TIMBERLAND LIBRARY	\$0.287998000000	
			Road:			
			School:	OLYMPIA S.D. #111		
			Other:	PUD #1	\$0.006706245395	
114	\$7.250152359758	\$1.012353970480	City:	CITY OF OLYMPIA	\$2.214116697750	\$0.118202255230
	\$4.789409357382	\$2.680372788572	EMS:	MEDIC ONE	\$0.350000000000	
			Port:	PORT OF OLYMPIA	\$0.150693030177	
	Total:	\$12.039561717140	Park:	OLYMPIA METROPOLITAN PARK DISTRICT	\$0.547911627384	
			Library:	TIMBERLAND LIBRARY	\$0.287998000000	
			Road:			
			School:	NORTH THURSTON S.D. #3		
			Other:	PUD #1	\$0.006706245395	
118	\$7.320468623991	\$1.012353970480	City:	CITY OF OLYMPIA	\$2.214116697750	\$0.118202255230
	\$4.941443759475	\$2.680372788572	EMS:	MEDIC ONE	\$0.350000000000	
			Port:	PORT OF OLYMPIA	\$0.150693030177	
	Total:	\$12.261912383466	Park:	OLYMPIA METROPOLITAN PARK DISTRICT	\$0.547911627384	
			Library:	TIMBERLAND LIBRARY	\$0.287998000000	
			Road:			
			School:	OLYMPIA S.D. #111		
			Fire:	FIRE DISTRICT #09	\$0.070316264233	
		Other:	PUD #1	\$0.006706245395	\$0.265390947220	
119	\$7.250152359758	\$1.012353970480	City:	CITY OF OLYMPIA	\$2.214116697750	\$0.118202255230
	\$4.941443759475	\$2.680372788572	EMS:	MEDIC ONE	\$0.350000000000	
			Port:	PORT OF OLYMPIA	\$0.150693030177	
	Total:	\$12.191596119233	Park:	OLYMPIA METROPOLITAN PARK DISTRICT	\$0.547911627384	
			Library:	TIMBERLAND LIBRARY	\$0.287998000000	
			Road:			
			School:	OLYMPIA S.D. #111		
			Fire:	FIRE DISTRICT #09		
		Other:	PUD #1	\$0.006706245395	\$0.265390947220	

TCA	Regular Rate/ Excess Rate	County/State of Washington	Levy	District	Rates	
					Regular	Excess
126	\$7.250152359758	\$1.012353970480	City:	CITY OF OLYMPIA	\$2.214116697750	\$0.118202255230
			EMS:	MEDIC ONE	\$0.350000000000	
	\$4.720579586713	\$2.680372788572	Port:	PORT OF OLYMPIA	\$0.150693030177	
			Park:	OLYMPIA METROPOLITAN PARK DISTRICT	\$0.547911627384	
	Total: \$11.970731946471		Library:	TIMBERLAND LIBRARY	\$0.287998000000	
			Road:			
			School:	TUMWATER S.D. #33		
			Other:	PUD #1	\$0.006706245395	
130	\$7.250152359758	\$1.012353970480	City:	CITY OF OLYMPIA	\$2.214116697750	\$0.118202255230
			EMS:	MEDIC ONE	\$0.350000000000	
	\$4.847175711357	\$2.680372788572	Port:	PORT OF OLYMPIA	\$0.150693030177	
			Park:	OLYMPIA METROPOLITAN PARK DISTRICT	\$0.547911627384	
	Total: \$12.097328071115		Library:	TIMBERLAND LIBRARY	\$0.287998000000	
			Road:			
			School:	OLYMPIA S.D. #111		
			Fire:	FIRE DISTRICT #06		
135	\$5.460699327278	\$1.012353970480	City:			
			EMS:	MEDIC ONE	\$0.350000000000	
	\$4.557850557025	\$2.680372788572	Port:	PORT OF OLYMPIA	\$0.150693030177	
			Park:			
	Total: \$10.018549884303		Library:	TIMBERLAND LIBRARY	\$0.287998000000	
			Road:	COUNTY ROAD	\$0.972575292654	
			School:	OLYMPIA S.D. #111		
			Other:	PUD #1	\$0.006706245395	
141	\$6.872471266925	\$1.012353970480	City:			
			EMS:	MEDIC ONE	\$0.350000000000	
	\$4.639639383132	\$2.680372788572	Port:	PORT OF OLYMPIA	\$0.150693030177	
			Park:			
	Total: \$11.512110650057		Library:	TIMBERLAND LIBRARY	\$0.287998000000	
			Road:	COUNTY ROAD	\$0.972575292654	
			School:	OLYMPIA S.D. #111		
			Fire:	FIRE DISTRICT #03	\$1.411771939647	
141U	\$5.460699327278	\$1.012353970480	City:			
			EMS:	MEDIC ONE	\$0.350000000000	
	\$4.639639383132	\$2.680372788572	Port:	PORT OF OLYMPIA	\$0.150693030177	
			Park:			
	Total: \$10.100338710410		Library:	TIMBERLAND LIBRARY	\$0.287998000000	
			Road:	COUNTY ROAD	\$0.972575292654	
			School:	OLYMPIA S.D. #111		
			Fire:	FIRE DISTRICT #03		
			Other:	PUD #1	\$0.006706245395	

TCA	Regular Rate/ Excess Rate	County/State of Washington	Levy	District	Rates	
					Regular	Excess
146	\$6.817193767324	\$1.012353970480	City:			
	\$4.728973456127	\$2.680372788572	EMS:	MEDIC ONE	\$0.350000000000	
			Port:	PORT OF OLYMPIA	\$0.150693030177	
			Park:			
			Library:	TIMBERLAND LIBRARY	\$0.287998000000	
			Road:	COUNTY ROAD	\$0.972575292654	
			School:	OLYMPIA S.D. #111		\$4.557850557025
			Fire:	FIRE DISTRICT #06	\$1.356494440046	\$0.171122899102
Total: \$11.546167223451					\$0.006706245395	
146U	\$5.460699327278	\$1.012353970480	City:			
	\$4.728973456127	\$2.680372788572	EMS:	MEDIC ONE	\$0.350000000000	
			Port:	PORT OF OLYMPIA	\$0.150693030177	
			Park:			
			Library:	TIMBERLAND LIBRARY	\$0.287998000000	
			Road:	COUNTY ROAD	\$0.972575292654	
			School:	OLYMPIA S.D. #111		\$4.557850557025
			Fire:	FIRE DISTRICT #06		\$0.171122899102
Total: \$10.189672783405					\$0.006706245395	
155	\$6.800439138608	\$1.012353970480	City:			
	\$4.557850557025	\$2.680372788572	EMS:	MEDIC ONE	\$0.350000000000	
			Port:	PORT OF OLYMPIA	\$0.150693030177	
			Park:			
			Library:	TIMBERLAND LIBRARY	\$0.287998000000	
			Road:	COUNTY ROAD	\$0.972575292654	
			School:	OLYMPIA S.D. #111		\$4.557850557025
			Fire:	FIRE DISTRICT #08	\$1.339739811330	
Total: \$11.358289695633					\$0.006706245395	
155U	\$5.460699327278	\$1.012353970480	City:			
	\$4.557850557025	\$2.680372788572	EMS:	MEDIC ONE	\$0.350000000000	
			Port:	PORT OF OLYMPIA	\$0.150693030177	
			Park:			
			Library:	TIMBERLAND LIBRARY	\$0.287998000000	
			Road:	COUNTY ROAD	\$0.972575292654	
			School:	OLYMPIA S.D. #111		\$4.557850557025
			Other:	PUD #1	\$0.006706245395	

TCA	Regular Rate/ Excess Rate	County/State of Washington	Levy	District	Rates	
					Regular	Excess
160	\$6.632477723070	\$1.012353970480	City:			
	\$5.659995961438	\$2.680372788572	EMS:	MEDIC ONE	\$0.350000000000	
			Port:	PORT OF OLYMPIA	\$0.150693030177	
			Park:			
			Library:	TIMBERLAND LIBRARY	\$0.287998000000	
			Road:	COUNTY ROAD	\$0.972575292654	
			School:	OLYMPIA S.D. #111		\$4.557850557025
			Fire:	FIRE DISTRICT #09	\$1.171778395792	\$1.102145404413
			Other:	PUD #1	\$0.006706245395	
160U	\$5.460699327278	\$1.012353970480	City:			
	\$5.659995961438	\$2.680372788572	EMS:	MEDIC ONE	\$0.350000000000	
			Port:	PORT OF OLYMPIA	\$0.150693030177	
			Park:			
			Library:	TIMBERLAND LIBRARY	\$0.287998000000	
			Road:	COUNTY ROAD	\$0.972575292654	
			School:	OLYMPIA S.D. #111		\$4.557850557025
			Fire:	FIRE DISTRICT #09		\$1.102145404413
			Other:	PUD #1	\$0.006706245395	
170	\$7.312993878741	\$1.012353970480	City:	CITY OF YELM	\$1.271754801498	
	\$3.668801889555	\$2.680372788572	EMS:	MEDIC ONE	\$0.350000000000	
			Port:	PORT OF OLYMPIA	\$0.150693030177	
			Park:			
			Library:	TIMBERLAND LIBRARY	\$0.287998000000	
			Road:			
			School:	YELM S.D. #2		\$3.668801889555
			Fire:	SE THURSTON FA	\$1.500000000000	
			Other:	CEMETERY DISTRICT #2	\$0.053115042619	
171	\$7.259878836122	\$1.012353970480	City:	CITY OF YELM	\$1.271754801498	
	\$3.189619595208	\$2.680372788572	EMS:	MEDIC ONE	\$0.350000000000	
			Port:	PORT OF OLYMPIA	\$0.150693030177	
			Park:			
			Library:	TIMBERLAND LIBRARY	\$0.287998000000	
			Road:			
			School:	RAINIER S.D. #307		\$3.189619595208
			Fire:	SE THURSTON FA	\$1.500000000000	
			Other:	PUD #1	\$0.006706245395	

TCA	Regular Rate/ Excess Rate	County/State of Washington	Levy	District	Rates	
					Regular	Excess
182	\$7.013814369897	\$1.012353970480	City:			
	\$3.668801889555	\$2.680372788572	EMS:	MEDIC ONE	\$0.350000000000	
			Port:	PORT OF OLYMPIA	\$0.150693030177	
			Park:			
			Library:	TIMBERLAND LIBRARY	\$0.287998000000	
			Road:	COUNTY ROAD	\$0.972575292654	
			School:	YELM S.D. #2		\$3.668801889555
			Fire:	SE THURSTON FA	\$1.500000000000	
			Other:	CEMETERY DISTRICT #2	\$0.053115042619	
				PUD #1	\$0.006706245395	
182U	\$5.513814369897	\$1.012353970480	City:			
	\$3.668801889555	\$2.680372788572	EMS:	MEDIC ONE	\$0.350000000000	
			Port:	PORT OF OLYMPIA	\$0.150693030177	
			Park:			
			Library:	TIMBERLAND LIBRARY	\$0.287998000000	
			Road:	COUNTY ROAD	\$0.972575292654	
			School:	YELM S.D. #2		\$3.668801889555
			Other:	CEMETERY DISTRICT #2	\$0.053115042619	
				PUD #1	\$0.006706245395	
185	\$6.872471266925	\$1.012353970480	City:			
	\$3.750590715662	\$2.680372788572	EMS:	MEDIC ONE	\$0.350000000000	
			Port:	PORT OF OLYMPIA	\$0.150693030177	
			Park:			
			Library:	TIMBERLAND LIBRARY	\$0.287998000000	
			Road:	COUNTY ROAD	\$0.972575292654	
			School:	YELM S.D. #2		\$3.668801889555
			Fire:	FIRE DISTRICT #03	\$1.411771939647	\$0.081788826107
			Other:	PUD #1	\$0.006706245395	
185U	\$5.460699327278	\$1.012353970480	City:			
	\$3.750590715662	\$2.680372788572	EMS:	MEDIC ONE	\$0.350000000000	
			Port:	PORT OF OLYMPIA	\$0.150693030177	
			Park:			
			Library:	TIMBERLAND LIBRARY	\$0.287998000000	
			Road:	COUNTY ROAD	\$0.972575292654	
			School:	YELM S.D. #2		\$3.668801889555
			Fire:	FIRE DISTRICT #03		\$0.081788826107
			Other:	PUD #1	\$0.006706245395	

TCA	Regular Rate/ Excess Rate	County/State of Washington	Levy	District	Rates	
					Regular	Excess
211	\$7.013814369897 \$3.668801889555	\$1.012353970480 \$2.680372788572	City:			
			EMS:	MEDIC ONE	\$0.350000000000	
			Port:	PORT OF OLYMPIA	\$0.150693030177	
	Total: \$10.682616259452		Park:			
			Library:	TIMBERLAND LIBRARY	\$0.287998000000	
			Road:	COUNTY ROAD	\$0.972575292654	
			School:	YELM S.D. #2		\$3.668801889555
			Fire:	SE THURSTON FA	\$1.500000000000	
			Other:	CEMETERY DISTRICT #2	\$0.053115042619	
				PUD #1	\$0.006706245395	
215	\$6.817193767324 \$3.839924788657	\$1.012353970480 \$2.680372788572	City:			
			EMS:	MEDIC ONE	\$0.350000000000	
			Port:	PORT OF OLYMPIA	\$0.150693030177	
	Total: \$10.657118555981		Park:			
			Library:	TIMBERLAND LIBRARY	\$0.287998000000	
			Road:	COUNTY ROAD	\$0.972575292654	
			School:	YELM S.D. #2		\$3.668801889555
			Fire:	FIRE DISTRICT #06	\$1.356494440046	\$0.171122899102
			Other:	PUD #1	\$0.006706245395	
215U	\$5.460699327278 \$3.839924788657	\$1.012353970480 \$2.680372788572	City:			
			EMS:	MEDIC ONE	\$0.350000000000	
			Port:	PORT OF OLYMPIA	\$0.150693030177	
	Total: \$9.300624115935		Park:			
			Library:	TIMBERLAND LIBRARY	\$0.287998000000	
			Road:	COUNTY ROAD	\$0.972575292654	
			School:	YELM S.D. #2		\$3.668801889555
			Fire:	FIRE DISTRICT #06		\$0.171122899102
			Other:	PUD #1	\$0.006706245395	
220	\$5.460699327278 \$3.668801889555	\$1.012353970480 \$2.680372788572	City:			
			EMS:	MEDIC ONE	\$0.350000000000	
			Port:	PORT OF OLYMPIA	\$0.150693030177	
	Total: \$9.129501216833		Park:			
			Library:	TIMBERLAND LIBRARY	\$0.287998000000	
			Road:	COUNTY ROAD	\$0.972575292654	
			School:	YELM S.D. #2		\$3.668801889555
			Other:	PUD #1	\$0.006706245395	

TCA	Regular Rate/ Excess Rate	County/State of Washington	Levy	District	Rates	
					Regular	Excess
221	\$5.513814369897	\$1.012353970480	City:			
	\$3.668801889555	\$2.680372788572	EMS:	MEDIC ONE	\$0.350000000000	
			Port:	PORT OF OLYMPIA	\$0.150693030177	
			Park:			
			Library:	TIMBERLAND LIBRARY	\$0.287998000000	
			Road:	COUNTY ROAD	\$0.972575292654	
			School:	YELM S.D. #2		\$3.668801889555
			Other:	CEMETERY DISTRICT #2 PUD #1	\$0.053115042619 \$0.006706245395	
225	\$6.750251569850	\$1.012353970480	City:			
	\$3.668801889555	\$2.680372788572	EMS:	MEDIC ONE	\$0.350000000000	
			Port:	PORT OF OLYMPIA	\$0.150693030177	
			Park:			
			Library:	TIMBERLAND LIBRARY	\$0.287998000000	
			Road:	COUNTY ROAD	\$0.972575292654	
			School:	YELM S.D. #2		\$3.668801889555
			Fire:	FIRE DISTRICT #17	\$1.236437199953	
236	\$5.460699327278	\$1.012353970480	City:			
	\$4.671207102152	\$2.680372788572	EMS:	MEDIC ONE	\$0.350000000000	
			Port:	PORT OF OLYMPIA	\$0.150693030177	
			Park:			
			Library:	TIMBERLAND LIBRARY	\$0.287998000000	
			Road:	COUNTY ROAD	\$0.972575292654	
			School:	NORTH THURSTON S.D. #3		\$4.671207102152
			Other:	PUD #1	\$0.006706245395	
239	\$6.872471266925	\$1.012353970480	City:			
	\$4.752995928259	\$2.680372788572	EMS:	MEDIC ONE	\$0.350000000000	
			Port:	PORT OF OLYMPIA	\$0.150693030177	
			Park:			
			Library:	TIMBERLAND LIBRARY	\$0.287998000000	
			Road:	COUNTY ROAD	\$0.972575292654	
			School:	NORTH THURSTON S.D. #3		\$4.671207102152
			Fire:	FIRE DISTRICT #03	\$1.411771939647	\$0.081788826107
239			Other:	PUD #1	\$0.006706245395	



TCA	Regular Rate/ Excess Rate	County/State of Washington	Levy	District	Rates	
					Regular	Excess
239SCA	\$6.872471266925	\$1.012353970480	City:			
			EMS:	MEDIC ONE	\$0.350000000000	
	\$3.952747401449	\$2.680372788572	Port:	PORT OF OLYMPIA	\$0.150693030177	
			Park:			
	Total: \$10.825218668374		Library:	TIMBERLAND LIBRARY	\$0.287998000000	
			Road:	COUNTY ROAD	\$0.972575292654	
			School:	NORTH THURSTON S.D. #3		\$3.321458634378
				YELM S.D. #2		\$0.549499940964
			Fire:	FIRE DISTRICT #03	\$1.411771939647	\$0.081788826107
			Other:	PUD #1	\$0.006706245395	
241	\$6.780956902141	\$1.012353970480	City:	CITY OF LACEY	\$0.881060927870	\$0.075619878054
			EMS:	MEDIC ONE	\$0.350000000000	
	\$4.828615806313	\$2.680372788572	Port:	PORT OF OLYMPIA	\$0.150693030177	
			Park:			
	Total: \$11.609572708454		Library:	TIMBERLAND LIBRARY	\$0.287998000000	
			Road:			
			School:	NORTH THURSTON S.D. #3		\$4.671207102152
			Fire:	FIRE DISTRICT #03	\$1.411771939647	\$0.081788826107
			Other:	PUD #1	\$0.006706245395	
241DNR	\$5.369184962494	\$1.012353970480	City:	CITY OF LACEY	\$0.881060927870	\$0.075619878054
			EMS:	MEDIC ONE	\$0.350000000000	
	\$4.746826980206	\$2.680372788572	Port:	PORT OF OLYMPIA	\$0.150693030177	
			Park:			
	Total: \$10.116011942700		Library:	TIMBERLAND LIBRARY	\$0.287998000000	
			Road:			
			School:	NORTH THURSTON S.D. #3		\$4.671207102152
			Other:	PUD #1	\$0.006706245395	
241LRFI	\$6.780956902141	\$1.012353970480	City:	CITY OF LACEY	\$0.881060927870	\$0.075619878054
			EMS:	MEDIC ONE	\$0.350000000000	
	\$4.828615806313	\$2.680372788572	Port:	PORT OF OLYMPIA	\$0.150693030177	
			Park:			
	Total: \$11.609572708454		Library:	TIMBERLAND LIBRARY	\$0.287998000000	
			Road:			
			School:	NORTH THURSTON S.D. #3		\$4.671207102152
			Fire:	FIRE DISTRICT #03	\$1.411771939647	\$0.081788826107
			Other:	PUD #1	\$0.006706245395	

TCA	Regular Rate/ Excess Rate	County/State of Washington	Levy	District	Rates	
					Regular	Excess
241LRFU	\$5.369184962494	\$1.012353970480	City:	CITY OF LACEY	\$0.881060927870	\$0.075619878054
	Total: \$10.116011942700	\$2.680372788572	EMS:	MEDIC ONE	\$0.350000000000	
			Port:	PORT OF OLYMPIA	\$0.150693030177	
			Park:			
			Library:	TIMBERLAND LIBRARY	\$0.287998000000	
			Road:			
			School:	NORTH THURSTON S.D. #3	\$4.671207102152	
			Other:	PUD #1	\$0.006706245395	
241NCFB	\$6.780956902141	\$1.012353970480	City:	CITY OF LACEY	\$0.881060927870	\$0.075619878054
	Total: \$11.609572708454	\$2.680372788572	EMS:	MEDIC ONE	\$0.350000000000	
			Port:	PORT OF OLYMPIA	\$0.150693030177	
			Park:			
			Library:	TIMBERLAND LIBRARY	\$0.287998000000	
			Road:			
			School:	NORTH THURSTON S.D. #3	\$4.671207102152	
			Fire:	FIRE DISTRICT #03	\$1.411771939647	
Other:	PUD #1	\$0.006706245395				
243	\$7.361002765066	\$1.012353970480	City:			\$4.671207102152
	Total: \$12.113998693325	\$2.680372788572	EMS:	MEDIC ONE	\$0.350000000000	
			Port:	PORT OF OLYMPIA	\$0.150693030177	
			Park:	TANGLEWILDE PARK	\$0.488531498141	
			Library:	TIMBERLAND LIBRARY	\$0.287998000000	
			Road:	COUNTY ROAD	\$0.972575292654	
			School:	NORTH THURSTON S.D. #3	\$4.671207102152	
			Fire:	FIRE DISTRICT #03	\$1.411771939647	
Other:	PUD #1	\$0.006706245395				
245	\$6.780956902141	\$1.012353970480	City:	CITY OF LACEY	\$0.881060927870	\$0.075619878054
	Total: \$11.609572708454	\$2.680372788572	EMS:	MEDIC ONE	\$0.350000000000	
			Port:	PORT OF OLYMPIA	\$0.150693030177	
			Park:			
			Library:	TIMBERLAND LIBRARY	\$0.287998000000	
			Road:			
			School:	NORTH THURSTON S.D. #3	\$4.671207102152	
			Fire:	FIRE DISTRICT #03	\$1.411771939647	
Other:	PUD #1	\$0.006706245395				

TCA	Regular Rate/ Excess Rate	County/State of Washington	Levy	District	Rates	
					Regular	Excess
246	\$6.817193767324	\$1.012353970480	City:			
	\$4.842330001254	\$2.680372788572	EMS:	MEDIC ONE	\$0.350000000000	
			Port:	PORT OF OLYMPIA	\$0.150693030177	
			Park:			
			Library:	TIMBERLAND LIBRARY	\$0.287998000000	
			Road:	COUNTY ROAD	\$0.972575292654	
			School:	NORTH THURSTON S.D. #3		\$4.671207102152
			Fire:	FIRE DISTRICT #06	\$1.356494440046	\$0.171122899102
	Total: \$11.659523768578		Other:	PUD #1	\$0.006706245395	
250	\$6.800439138608	\$1.012353970480	City:			
	\$4.671207102152	\$2.680372788572	EMS:	MEDIC ONE	\$0.350000000000	
			Port:	PORT OF OLYMPIA	\$0.150693030177	
			Park:			
			Library:	TIMBERLAND LIBRARY	\$0.287998000000	
			Road:	COUNTY ROAD	\$0.972575292654	
			School:	NORTH THURSTON S.D. #3		\$4.671207102152
			Fire:	FIRE DISTRICT #08	\$1.339739811330	
	Total: \$11.471646240760		Other:	PUD #1	\$0.006706245395	
310	\$7.102792156972	\$1.012353970480	City:	CITY OF RAINIER	\$1.114668122348	
	\$3.189619595208	\$2.680372788572	EMS:	MEDIC ONE	\$0.350000000000	
			Port:	PORT OF OLYMPIA	\$0.150693030177	
			Park:			
			Library:	TIMBERLAND LIBRARY	\$0.287998000000	
			Road:			
			School:	RAINIER S.D. #307		\$3.189619595208
			Fire:	SE THURSTON FA	\$1.500000000000	
	Total: \$10.292411752180		Other:	PUD #1	\$0.006706245395	
320	\$5.460699327278	\$1.012353970480	City:			
	\$3.189619595208	\$2.680372788572	EMS:	MEDIC ONE	\$0.350000000000	
			Port:	PORT OF OLYMPIA	\$0.150693030177	
			Park:			
			Library:	TIMBERLAND LIBRARY	\$0.287998000000	
			Road:	COUNTY ROAD	\$0.972575292654	
			School:	RAINIER S.D. #307		\$3.189619595208
			Other:	PUD #1	\$0.006706245395	
	Total: \$8.650318922486					

TCA	Regular Rate/ Excess Rate	County/State of Washington	Levy	District	Rates	
					Regular	Excess
322	\$5.513814369897	\$1.012353970480	City:			
	\$3.189619595208	\$2.680372788572	EMS:	MEDIC ONE	\$0.350000000000	
			Port:	PORT OF OLYMPIA	\$0.150693030177	
			Park:			
			Library:	TIMBERLAND LIBRARY	\$0.287998000000	
			Road:	COUNTY ROAD	\$0.972575292654	
			School:	RAINIER S.D. #307		\$3.189619595208
			Other:	CEMETERY DISTRICT #2 PUD #1	\$0.053115042619 \$0.006706245395	
325	\$6.960699327278	\$1.012353970480	City:			
	\$3.189619595208	\$2.680372788572	EMS:	MEDIC ONE	\$0.350000000000	
			Port:	PORT OF OLYMPIA	\$0.150693030177	
			Park:			
			Library:	TIMBERLAND LIBRARY	\$0.287998000000	
			Road:	COUNTY ROAD	\$0.972575292654	
			School:	RAINIER S.D. #307		\$3.189619595208
			Fire:	SE THURSTON FA	\$1.500000000000	
			Other:	PUD #1	\$0.006706245395	
327	\$7.013814369897	\$1.012353970480	City:			
	\$3.189619595208	\$2.680372788572	EMS:	MEDIC ONE	\$0.350000000000	
			Port:	PORT OF OLYMPIA	\$0.150693030177	
			Park:			
			Library:	TIMBERLAND LIBRARY	\$0.287998000000	
			Road:	COUNTY ROAD	\$0.972575292654	
			School:	RAINIER S.D. #307		\$3.189619595208
			Fire:	SE THURSTON FA	\$1.500000000000	
			Other:	CEMETERY DISTRICT #2 PUD #1	\$0.053115042619 \$0.006706245395	
335	\$6.960699327278	\$1.012353970480	City:			
	\$3.189619595208	\$2.680372788572	EMS:	MEDIC ONE	\$0.350000000000	
			Port:	PORT OF OLYMPIA	\$0.150693030177	
			Park:			
			Library:	TIMBERLAND LIBRARY	\$0.287998000000	
			Road:	COUNTY ROAD	\$0.972575292654	
			School:	RAINIER S.D. #307		\$3.189619595208
			Fire:	SE THURSTON FA	\$1.500000000000	
			Other:	PUD #1	\$0.006706245395	

TCA	Regular Rate/ Excess Rate	County/State of Washington	Levy	District	Rates	
					Regular	Excess
336	\$7.013814369897	\$1.012353970480	City:			
	\$3.189619595208	\$2.680372788572	EMS:	MEDIC ONE	\$0.350000000000	
			Port:	PORT OF OLYMPIA	\$0.150693030177	
			Park:			
			Library:	TIMBERLAND LIBRARY	\$0.287998000000	
			Road:	COUNTY ROAD	\$0.972575292654	
			School:	RAINIER S.D. #307		\$3.189619595208
			Fire:	SE THURSTON FA	\$1.500000000000	
			Other:	CEMETERY DISTRICT #2	\$0.053115042619	
				PUD #1	\$0.006706245395	
345	\$5.460699327278	\$1.012353970480	City:			
	\$1.899282866457	\$2.680372788572	EMS:	MEDIC ONE	\$0.350000000000	
			Port:	PORT OF OLYMPIA	\$0.150693030177	
			Park:			
			Library:	TIMBERLAND LIBRARY	\$0.287998000000	
			Road:	COUNTY ROAD	\$0.972575292654	
			School:	GRIFFIN S.D. #324		\$1.899282866457
			Other:	PUD #1	\$0.006706245395	
346	\$6.960699327278	\$1.012353970480	City:			
	\$1.899282866457	\$2.680372788572	EMS:	MEDIC ONE	\$0.350000000000	
			Port:	PORT OF OLYMPIA	\$0.150693030177	
			Park:			
			Library:	TIMBERLAND LIBRARY	\$0.287998000000	
			Road:	COUNTY ROAD	\$0.972575292654	
			School:	GRIFFIN S.D. #324		\$1.899282866457
			Fire:	FIRE DISTRICT #13	\$1.500000000000	
			Other:	PUD #1	\$0.006706245395	
355	\$6.632477723070	\$1.012353970480	City:			
	\$3.001428270870	\$2.680372788572	EMS:	MEDIC ONE	\$0.350000000000	
			Port:	PORT OF OLYMPIA	\$0.150693030177	
			Park:			
			Library:	TIMBERLAND LIBRARY	\$0.287998000000	
			Road:	COUNTY ROAD	\$0.972575292654	
			School:	GRIFFIN S.D. #324		\$1.899282866457
			Fire:	FIRE DISTRICT #09	\$1.171778395792	\$1.102145404413
			Other:	PUD #1	\$0.006706245395	

TCA	Regular Rate/ Excess Rate	County/State of Washington	Levy	District	Rates	
					Regular	Excess
440	\$7.142340446435	\$1.012353970480	City:	CITY OF TUMWATER	\$2.255348674633	
	Total: \$11.744717777918	\$2.680372788572	EMS:	MEDIC ONE	\$0.350000000000	
			Port:	PORT OF OLYMPIA	\$0.150693030177	
			Park:	TUMWATER METROPOLITAN PARK DISTRICT	\$0.398867737178	
			Library:	TIMBERLAND LIBRARY	\$0.287998000000	
			Road:			
			School:	TUMWATER S.D. #33		\$4.602377331483
	Other:	PUD #1	\$0.006706245395			
442	\$7.142340446435	\$1.012353970480	City:	CITY OF TUMWATER	\$2.255348674633	
	Total: \$11.700191003460	\$2.680372788572	EMS:	MEDIC ONE	\$0.350000000000	
			Port:	PORT OF OLYMPIA	\$0.150693030177	
			Park:	TUMWATER METROPOLITAN PARK DISTRICT	\$0.398867737178	
			Library:	TIMBERLAND LIBRARY	\$0.287998000000	
			Road:			
			School:	OLYMPIA S.D. #111		\$4.557850557025
	Other:	PUD #1	\$0.006706245395			
444	\$7.142340446435	\$1.012353970480	City:	CITY OF TUMWATER	\$2.255348674633	
	Total: \$11.932000481540	\$2.680372788572	EMS:	MEDIC ONE	\$0.350000000000	
			Port:	PORT OF OLYMPIA	\$0.150693030177	
			Park:	TUMWATER METROPOLITAN PARK DISTRICT	\$0.398867737178	
			Library:	TIMBERLAND LIBRARY	\$0.287998000000	
			Road:			
			School:	TUMWATER S.D. #33		\$4.602377331483
	Fire:	FIRE DISTRICT #05		\$0.187282703622		
Other:	PUD #1	\$0.006706245395				
445	\$7.142340446435	\$1.012353970480	City:	CITY OF TUMWATER	\$2.255348674633	
	Total: \$11.954147689140	\$2.680372788572	EMS:	MEDIC ONE	\$0.350000000000	
			Port:	PORT OF OLYMPIA	\$0.150693030177	
			Park:	TUMWATER METROPOLITAN PARK DISTRICT	\$0.398867737178	
			Library:	TIMBERLAND LIBRARY	\$0.287998000000	
			Road:			
			School:	TUMWATER S.D. #33		\$4.602377331483
	Fire:	FIRE DISTRICT #11		\$0.209429911222		
Other:	PUD #1	\$0.006706245395				
447	\$7.163779649507	\$1.012353970480	City:	CITY OF TUMWATER	\$2.255348674633	
	Total: \$11.953439684612	\$2.680372788572	EMS:	MEDIC ONE	\$0.350000000000	
			Port:	PORT OF OLYMPIA	\$0.150693030177	
			Park:	TUMWATER METROPOLITAN PARK DISTRICT	\$0.398867737178	
			Library:	TIMBERLAND LIBRARY	\$0.287998000000	
			Road:			
			School:	TUMWATER S.D. #33		\$4.602377331483
	Fire:	FIRE DISTRICT #05	\$0.021439203072	\$0.187282703622		
Other:	PUD #1	\$0.006706245395				

TCA	Regular Rate/ Excess Rate	County/State of Washington	Levy	District	Rates	
					Regular	Excess
450	\$5.460699327278	\$1.012353970480	City:			
	\$4.602377331483	\$2.680372788572	EMS:	MEDIC ONE	\$0.350000000000	
			Port:	PORT OF OLYMPIA	\$0.150693030177	
			Park:			
			Library:	TIMBERLAND LIBRARY	\$0.287998000000	
			Road:	COUNTY ROAD	\$0.972575292654	
			School:	TUMWATER S.D. #33		\$4.602377331483
			Other:	PUD #1	\$0.006706245395	
455	\$6.583600661909	\$1.012353970480	City:			
	\$5.626414492298	\$2.680372788572	EMS:	MEDIC ONE	\$0.350000000000	
			Port:	PORT OF OLYMPIA	\$0.150693030177	
			Park:			
			Library:	TIMBERLAND LIBRARY	\$0.287998000000	
			Road:	COUNTY ROAD	\$0.972575292654	
			School:	TUMWATER S.D. #33		\$4.602377331483
			Fire:	FIRE DISTRICT #05	\$0.021439203072	\$0.187282703622
				FIRE DISTRICT #09	\$1.101462131559	\$0.836754457193
			Other:	PUD #1	\$0.006706245395	
458	\$6.872471266925	\$1.012353970480	City:			
	\$4.684166157590	\$2.680372788572	EMS:	MEDIC ONE	\$0.350000000000	
			Port:	PORT OF OLYMPIA	\$0.150693030177	
			Park:			
			Library:	TIMBERLAND LIBRARY	\$0.287998000000	
			Road:	COUNTY ROAD	\$0.972575292654	
			School:	TUMWATER S.D. #33		\$4.602377331483
			Fire:	FIRE DISTRICT #03	\$1.411771939647	\$0.081788826107
			Other:	PUD #1	\$0.006706245395	
465	\$6.817193767324	\$1.012353970480	City:			
	\$4.773500230585	\$2.680372788572	EMS:	MEDIC ONE	\$0.350000000000	
			Port:	PORT OF OLYMPIA	\$0.150693030177	
			Park:			
			Library:	TIMBERLAND LIBRARY	\$0.287998000000	
			Road:	COUNTY ROAD	\$0.972575292654	
			School:	TUMWATER S.D. #33		\$4.602377331483
			Fire:	FIRE DISTRICT #06	\$1.356494440046	\$0.171122899102
			Other:	PUD #1	\$0.006706245395	

TCA	Regular Rate/ Excess Rate	County/State of Washington	Levy	District	Rates	
					Regular	Excess
470	\$6.632477723070	\$1.012353970480	City:			
	\$5.704522735896	\$2.680372788572	EMS:	MEDIC ONE	\$0.350000000000	
			Port:	PORT OF OLYMPIA	\$0.150693030177	
			Park:			
			Library:	TIMBERLAND LIBRARY	\$0.287998000000	
			Road:	COUNTY ROAD	\$0.972575292654	
			School:	TUMWATER S.D. #33		\$4.602377331483
			Fire:	FIRE DISTRICT #09	\$1.171778395792	\$1.102145404413
	Total: \$12.337000458966		Other:	PUD #1	\$0.006706245395	
471	\$6.585118380468	\$1.012353970480	City:			
	\$5.643062540255	\$2.680372788572	EMS:	MEDIC ONE	\$0.350000000000	
			Port:	PORT OF OLYMPIA	\$0.150693030177	
			Park:			
			Library:	TIMBERLAND LIBRARY	\$0.287998000000	
			Road:	COUNTY ROAD	\$0.972575292654	
			School:	TUMWATER S.D. #33		\$4.602377331483
			Fire:	FIRE DISTRICT #11	\$1.124419053190	\$1.040685208772
	Total: \$12.228180920723		Other:	PUD #1	\$0.006706245395	
475	\$5.460699327278	\$1.012353970480	City:			
	\$2.488416600000	\$2.680372788572	EMS:	MEDIC ONE	\$0.350000000000	
			Port:	PORT OF OLYMPIA	\$0.150693030177	
			Park:			
			Library:	TIMBERLAND LIBRARY	\$0.287998000000	
			Road:	COUNTY ROAD	\$0.972575292654	
			School:	ROCHESTER S.D. #401		\$2.488416600000
			Other:	PUD #1	\$0.006706245395	
485	\$6.585118380468	\$1.012353970480	City:			
	\$3.529101808772	\$2.680372788572	EMS:	MEDIC ONE	\$0.350000000000	
			Port:	PORT OF OLYMPIA	\$0.150693030177	
			Park:			
			Library:	TIMBERLAND LIBRARY	\$0.287998000000	
			Road:	COUNTY ROAD	\$0.972575292654	
			School:	ROCHESTER S.D. #401		\$2.488416600000
			Fire:	FIRE DISTRICT #11	\$1.124419053190	\$1.040685208772
	Total: \$10.114220189240		Other:	PUD #1	\$0.006706245395	



TCA	Regular Rate/ Excess Rate	County/State of Washington	Levy	District	Rates	
					Regular	Excess
486	\$6.822568490818	\$1.012353970480	City:			
	\$2.828985798853	\$2.680372788572	EMS:	MEDIC ONE	\$0.350000000000	
			Port:	PORT OF OLYMPIA	\$0.150693030177	
			Park:			
			Library:	TIMBERLAND LIBRARY	\$0.287998000000	
			Road:	COUNTY ROAD	\$0.972575292654	
			School:	ROCHESTER S.D. #401		\$2.488416600000
			Fire:	FIRE DISTRICT #12	\$1.361869163540	\$0.340569198853
Total: \$9.651554289671			Other:	PUD #1	\$0.006706245395	
487	\$6.862576352962	\$1.012353970480	City:			
	\$2.828985798853	\$2.680372788572	EMS:	MEDIC ONE	\$0.350000000000	
			Port:	PORT OF OLYMPIA	\$0.150693030177	
			Park:			
			Library:	TIMBERLAND LIBRARY	\$0.287998000000	
			Road:	COUNTY ROAD	\$0.972575292654	
			School:	ROCHESTER S.D. #401		\$2.488416600000
			Fire:	FIRE DISTRICT #12	\$1.361869163540	\$0.340569198853
Total: \$9.691562151815			Other:	CEMETERY DISTRICT #1	\$0.040007862144	
488	\$6.625126242612	\$1.012353970480	City:			
	\$3.529101808772	\$2.680372788572	EMS:	MEDIC ONE	\$0.350000000000	
			Port:	PORT OF OLYMPIA	\$0.150693030177	
			Park:			
			Library:	TIMBERLAND LIBRARY	\$0.287998000000	
			Road:	COUNTY ROAD	\$0.972575292654	
			School:	ROCHESTER S.D. #401		\$2.488416600000
			Fire:	FIRE DISTRICT #11	\$1.124419053190	\$1.040685208772
Total: \$10.154228051384			Other:	CEMETERY DISTRICT #1	\$0.040007862144	
490	\$6.673763954641	\$1.012353970480	City:			
	\$3.331420674236	\$2.680372788572	EMS:	MEDIC ONE	\$0.350000000000	
			Port:	PORT OF OLYMPIA	\$0.150693030177	
			Park:			
			Library:	TIMBERLAND LIBRARY	\$0.287998000000	
			Road:	COUNTY ROAD	\$0.972575292654	
			School:	ROCHESTER S.D. #401		\$2.488416600000
			Fire:	FIRE DISTRICT #01	\$1.173056765219	\$0.843004074236
Total: \$10.005184628877			Other:	CEMETERY DISTRICT #1	\$0.040007862144	
				PUD #1	\$0.006706245395	

TCA	Regular Rate/ Excess Rate	County/State of Washington	Levy	District	Rates	
					Regular	Excess
495	\$5.500707189422	\$1.012353970480	City:			
	\$2.488416600000	\$2.680372788572	EMS:	MEDIC ONE	\$0.350000000000	
			Port:	PORT OF OLYMPIA	\$0.150693030177	
			Park:			
			Library:	TIMBERLAND LIBRARY	\$0.287998000000	
			Road:	COUNTY ROAD	\$0.972575292654	
			School:	ROCHESTER S.D. #401		\$2.488416600000
			Other:	CEMETERY DISTRICT #1 PUD #1	\$0.040007862144 \$0.006706245395	
510	\$6.062406748441	\$1.012353970480	City:	TOWN OF BUCODA	\$1.574282713817	
	\$2.364557502086	\$2.680372788572	EMS:	MEDIC ONE	\$0.350000000000	
			Port:	PORT OF OLYMPIA	\$0.150693030177	
			Park:			
			Library:	TIMBERLAND LIBRARY	\$0.287998000000	
			Road:			
			School:	TENINO S.D. #402		\$2.364557502086
			Other:	PUD #1	\$0.006706245395	
511	\$6.062406748441	\$1.012353970480	City:	TOWN OF BUCODA	\$1.574282713817	
	\$2.691529681397	\$2.680372788572	EMS:	MEDIC ONE	\$0.350000000000	
			Port:	PORT OF OLYMPIA	\$0.150693030177	
			Park:			
			Library:	TIMBERLAND LIBRARY	\$0.287998000000	
			Road:			
			School:	CENTRALIA S.D. #401L		\$2.691529681397
			Other:	PUD #1	\$0.006706245395	
515	\$5.460699327278	\$1.012353970480	City:			
	\$2.691529681397	\$2.680372788572	EMS:	MEDIC ONE	\$0.350000000000	
			Port:	PORT OF OLYMPIA	\$0.150693030177	
			Park:			
			Library:	TIMBERLAND LIBRARY	\$0.287998000000	
			Road:	COUNTY ROAD	\$0.972575292654	
			School:	CENTRALIA S.D. #401L		\$2.691529681397
			Other:	PUD #1	\$0.006706245395	
516	\$6.822568490818	\$1.012353970480	City:			
	\$3.032098880250	\$2.680372788572	EMS:	MEDIC ONE	\$0.350000000000	
			Port:	PORT OF OLYMPIA	\$0.150693030177	
			Park:			
			Library:	TIMBERLAND LIBRARY	\$0.287998000000	
			Road:	COUNTY ROAD	\$0.972575292654	
			School:	CENTRALIA S.D. #401L		\$2.691529681397
			Fire:	FIRE DISTRICT #12	\$1.361869163540	\$0.340569198853
			Other:	PUD #1	\$0.006706245395	

TCA	Regular Rate/ Excess Rate	County/State of Washington	Levy	District	Rates	
					Regular	Excess
530	\$7.464111867770	\$1.012353970480	City:	CITY OF TENINO	\$1.614118669606	
	\$2.705126700939	\$2.680372788572	EMS:	MEDIC ONE	\$0.350000000000	
			Port:	PORT OF OLYMPIA	\$0.150693030177	
			Park:			
			Library:	TIMBERLAND LIBRARY	\$0.287998000000	
			Road:			
			School:	TENINO S.D. #402		\$2.364557502086
			Fire:	FIRE DISTRICT #12	\$1.361869163540	\$0.340569198853
	Total: \$10.169238568709		Other:	PUD #1	\$0.006706245395	
540	\$5.460699327278	\$1.012353970480	City:			
	\$2.364557502086	\$2.680372788572	EMS:	MEDIC ONE	\$0.350000000000	
			Port:	PORT OF OLYMPIA	\$0.150693030177	
			Park:			
			Library:	TIMBERLAND LIBRARY	\$0.287998000000	
			Road:	COUNTY ROAD	\$0.972575292654	
			School:	TENINO S.D. #402		\$2.364557502086
			Other:	PUD #1	\$0.006706245395	
544	\$6.633756092497	\$1.012353970480	City:			
	\$3.207561576322	\$2.680372788572	EMS:	MEDIC ONE	\$0.350000000000	
			Port:	PORT OF OLYMPIA	\$0.150693030177	
			Park:			
			Library:	TIMBERLAND LIBRARY	\$0.287998000000	
			Road:	COUNTY ROAD	\$0.972575292654	
			School:	TENINO S.D. #402		\$2.364557502086
			Fire:	FIRE DISTRICT #01	\$1.173056765219	\$0.843004074236
	Total: \$9.841317668819		Other:	PUD #1	\$0.006706245395	
545	\$6.960699327278	\$1.012353970480	City:			
	\$2.364557502086	\$2.680372788572	EMS:	MEDIC ONE	\$0.350000000000	
			Port:	PORT OF OLYMPIA	\$0.150693030177	
			Park:			
			Library:	TIMBERLAND LIBRARY	\$0.287998000000	
			Road:	COUNTY ROAD	\$0.972575292654	
			School:	TENINO S.D. #402		\$2.364557502086
			Fire:	SE THURSTON FA	\$1.500000000000	
	Total: \$9.325256829364		Other:	PUD #1	\$0.006706245395	

TCA	Regular Rate/ Excess Rate	County/State of Washington	Levy	District	Rates	
					Regular	Excess
555	\$6.817193767324	\$1.012353970480	City:			
	\$2.535680401188	\$2.680372788572	EMS:	MEDIC ONE	\$0.350000000000	
			Port:	PORT OF OLYMPIA	\$0.150693030177	
			Park:			
			Library:	TIMBERLAND LIBRARY	\$0.287998000000	
			Road:	COUNTY ROAD	\$0.972575292654	
			School:	TENINO S.D. #402		\$2.364557502086
			Fire:	FIRE DISTRICT #06	\$1.356494440046	\$0.171122899102
	Total: \$9.352874168512		Other:	PUD #1	\$0.006706245395	
560	\$6.585118380468	\$1.012353970480	City:			
	\$3.405242710858	\$2.680372788572	EMS:	MEDIC ONE	\$0.350000000000	
			Port:	PORT OF OLYMPIA	\$0.150693030177	
			Park:			
			Library:	TIMBERLAND LIBRARY	\$0.287998000000	
			Road:	COUNTY ROAD	\$0.972575292654	
			School:	TENINO S.D. #402		\$2.364557502086
			Fire:	FIRE DISTRICT #11	\$1.124419053190	\$1.040685208772
	Total: \$9.990361091326		Other:	PUD #1	\$0.006706245395	
561	\$6.822568490818	\$1.012353970480	City:			
	\$2.705126700939	\$2.680372788572	EMS:	MEDIC ONE	\$0.350000000000	
			Port:	PORT OF OLYMPIA	\$0.150693030177	
			Park:			
			Library:	TIMBERLAND LIBRARY	\$0.287998000000	
			Road:	COUNTY ROAD	\$0.972575292654	
			School:	TENINO S.D. #402		\$2.364557502086
			Fire:	FIRE DISTRICT #12	\$1.361869163540	\$0.340569198853
	Total: \$9.527695191757		Other:	PUD #1	\$0.006706245395	
562	\$6.862576352962	\$1.012353970480	City:			
	\$2.705126700939	\$2.680372788572	EMS:	MEDIC ONE	\$0.350000000000	
			Port:	PORT OF OLYMPIA	\$0.150693030177	
			Park:			
			Library:	TIMBERLAND LIBRARY	\$0.287998000000	
			Road:	COUNTY ROAD	\$0.972575292654	
			School:	TENINO S.D. #402		\$2.364557502086
			Fire:	FIRE DISTRICT #12	\$1.361869163540	\$0.340569198853
	Total: \$9.567703053901		Other:	CEMETERY DISTRICT #1 PUD #1	\$0.040007862144 \$0.006706245395	

TCA	Regular Rate/ Excess Rate	County/State of Washington	Levy	District	Rates	
					Regular	Excess
565	\$5.500707189422	\$1.012353970480	City:			
	\$2.364557502086	\$2.680372788572	EMS:	MEDIC ONE	\$0.350000000000	
			Port:	PORT OF OLYMPIA	\$0.150693030177	
			Park:			
			Library:	TIMBERLAND LIBRARY	\$0.287998000000	
			Road:	COUNTY ROAD	\$0.972575292654	
			School:	TENINO S.D. #402		\$2.364557502086
			Other:	CEMETERY DISTRICT #1	\$0.040007862144	
	Total: \$7.865264691508			PUD #1	\$0.006706245395	
567	\$6.673763954641	\$1.012353970480	City:			
	\$3.207561576322	\$2.680372788572	EMS:	MEDIC ONE	\$0.350000000000	
			Port:	PORT OF OLYMPIA	\$0.150693030177	
			Park:			
			Library:	TIMBERLAND LIBRARY	\$0.287998000000	
			Road:	COUNTY ROAD	\$0.972575292654	
			School:	TENINO S.D. #402		\$2.364557502086
			Fire:	FIRE DISTRICT #01	\$1.173056765219	\$0.843004074236
	Total: \$9.881325530963		Other:	CEMETERY DISTRICT #1	\$0.040007862144	
				PUD #1	\$0.006706245395	

(End of Report)