

HMIS HOUSING PROJECTS DATA REPORT

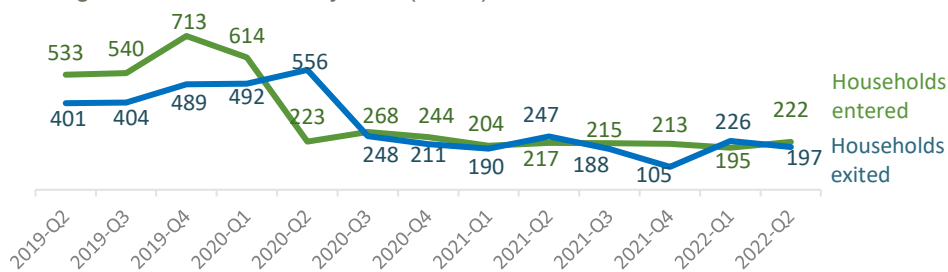
2022-Q2

Office of Housing & Homeless Prevention
Thurston County, Washington

April-
June

System Inflow & Outflow

Households that **entered** or **exited** an emergency shelter, permanent housing*, rapid rehousing, or transitional housing project, as reported in the Homeless Management Information System (HMIS).



66%

of Enrollments
were households
enrolling for the
first time YTD

2019	2020	2021
66%	78%	72%

174
DAYS

Average Length
of Stay in
Project YTD

2019	2020	2021
122	173	265

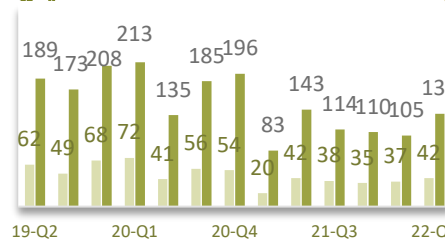
35%

of Households
exited to
Permanent
Housing* YTD

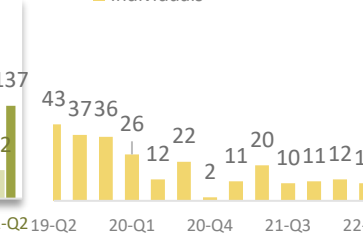
2019	2020	2021
27%	29%	34%

Enrollments by type of household

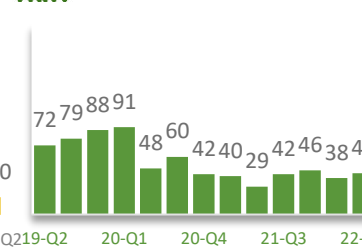
Families with Children
Households Individuals



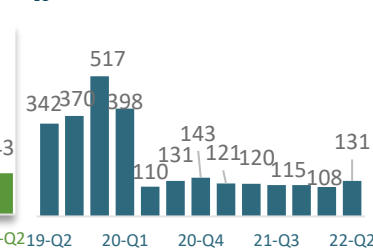
Youth & Children 0-17
Individuals



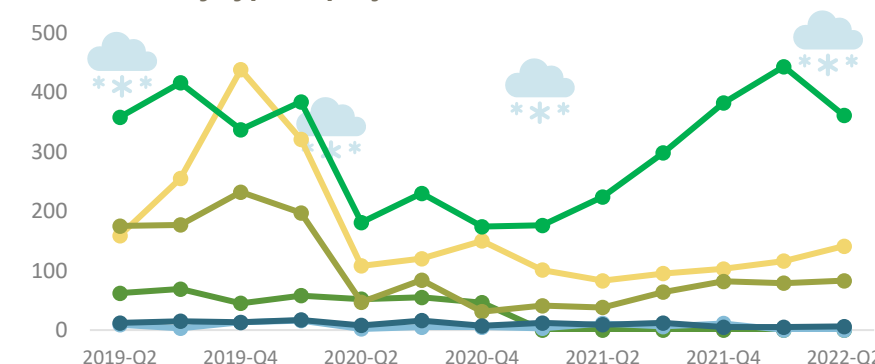
Young Adults 18-24
Individuals



Adults 25+
Individuals



Enrollments by type of project

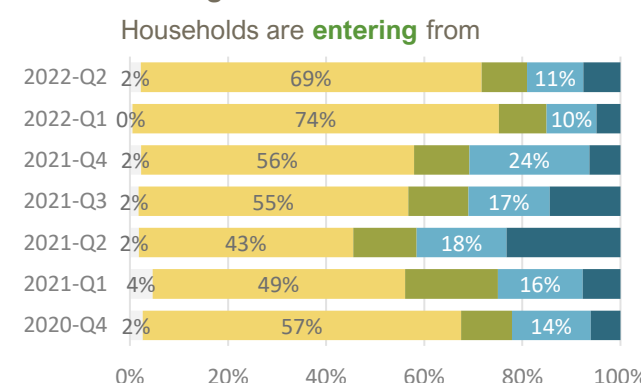


of Enrollments YTD

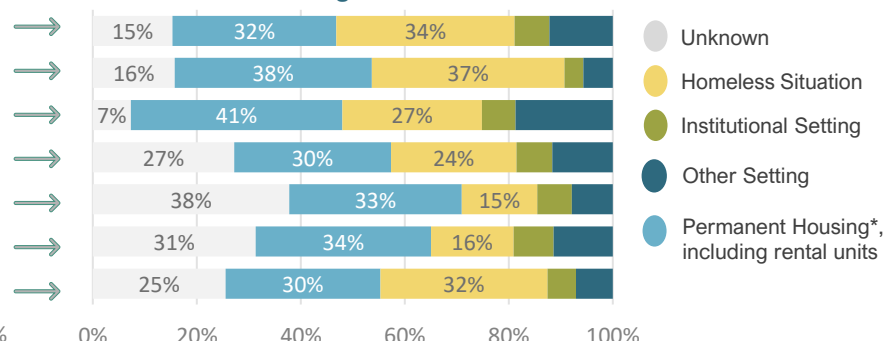
Emergency Shelter	257
Rapid Rehousing	162
Permanent Housing*	0
Transitional Housing	11
Coordinated Entry** Only	804

**This number reflects new enrollments in Coordinated Entry, and not enrollment in a shelter or housing project. Coordinated Entry assesses household vulnerability, and placement on the master list to await program availability.

Previous Living Situations & Exit Destinations



Households are exiting to



* Permanent Housing enrollment includes all permanent housing and permanent supportive housing projects that participate in HMIS. Exits to PH include these formal projects, as well as friends and family, and any other permanent living situation.



TTY Relay
711 or 800-833-6388

To request this document in
an alternative format, contact
(360) 867-2500

HMIS HOUSING PROJECTS DATA REPORT 2022-Q2

Office of Housing & Homeless Prevention
Thurston County, Washington

April-
June

7% VETERANS



11% FLEEING DOMESTIC VIOLENCE



Built for Zero
the data so far

28% REPORT ANY INCOME**



56% REPORT DISABILITY



\$961 / Month Average Income

20% Earned Income 18% SSDI

23% SSI 16% TANF

** Adults over age 18

50% Chronic Health

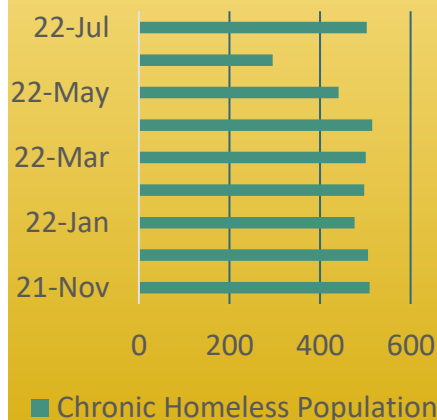
44% Physical Disability

40% Mental Health

22% Substance Use

25% Developmental Disability

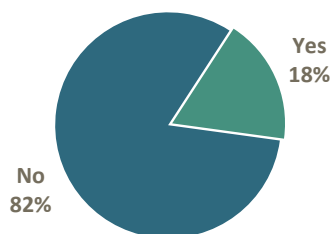
The Built for Zero movement is a nationwide effort to solve homelessness. Utilizing powerful methods of community building, and leveraging data, BFZ is entering its 2nd Action Cycle in Thurston County, focusing on those experiencing chronic homelessness.



CLIENT DEMOGRAPHICS

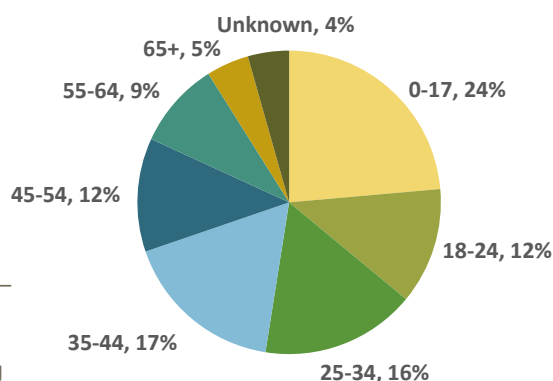
All demographic information is a year-to-date percentage of distinct individuals who have enrolled in a housing project in 2022, as reported in HMIS.

Chronically Homeless at Project Entry

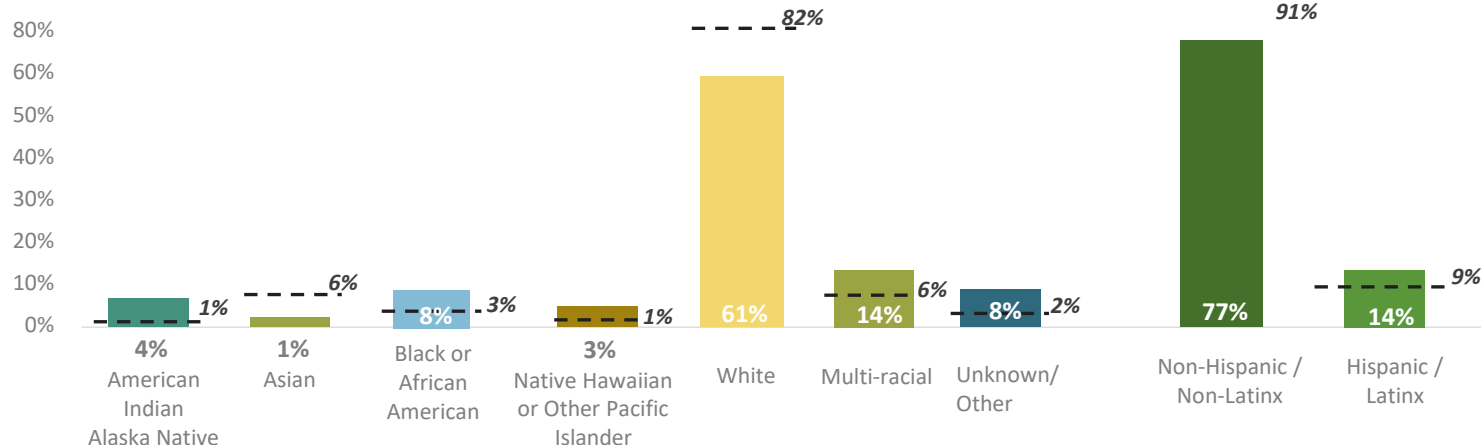


The Federal definition of "chronic homelessness" is someone who has experienced homelessness for at least a year – either 12 months or more in a row, or several shorter experiences of homelessness that add up to a year – while struggling with a disabling condition such as a serious mental illness, substance use disorder, or physical disability.

Age Tier



Race & Ethnicity*



*The bar graph is the aggregate data on race/ethnicity of those entering programs in HMIS. The dashed lines above represent Thurston County Census Data for each population.

Contact Information

Keylee Marineau
Program Coordinator
keylee.marineau@co.thurston.wa.us



The Housing Projects Data Report uses HMIS data accessed through Looker queries. The report has been created by:

Arielle Benson | Program Specialist
arielle.benson@co.thurston.wa.us

HOUSING PROJECTS DATA REPORT

2022- Q2

Data Narrative

- We are seeing a small but notable increase of individuals and families entering projects in Q2.
- As a community within HMIS our data quality is increasing, as we get better about the timeliness in which entry occurs, and the completeness of what is entered. This increases the reliability of what we are seeing within these reports.
- Those that report a disability and/or chronic homeless status continues to increase, up from 31% in 2019 and 33% in 2020.

The data included below represents only the projects from each of these agencies that enter data into HMIS. It does not represent the sum of their program activities during this time period.

2022 (April-June) totals below.

Agency Name	# of Program Entries (clients)	# of Program Exits (clients)	Coordinated Entry (new clients)
Catholic Community Services	40	38	NA
Community Action Council	33	39	160
Community Youth Services	38	26	33
Family Support Center	133	114	170
Interfaith Works	44	33	NA
Northwest Resources II Inc – Rapid Rehousing	9	11	NA
PANZA – Quixote Village	0	0	NA
SafePlace	34	27	NA

Contact Information

Keylee Marineau
Program Coordinator
keylee.marineau@co.thurston.wa.us



The Housing Projects Data Report uses HMIS data accessed through Looker queries.
The report has been created by:

Arielle Benson | Program Specialist
arielle.benson@co.thurston.wa.us