

# HMIS HOUSING PROJECTS DATA REPORT

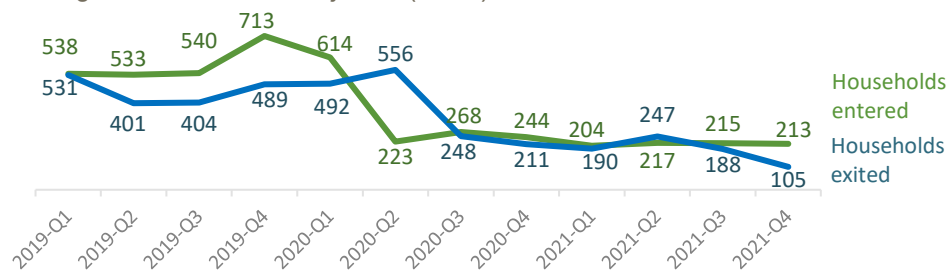
2021-Q4

Office of Housing & Homeless Prevention  
Thurston County, Washington

October -  
December

## System Inflow & Outflow

Households that **entered** or **exited** an emergency shelter, permanent housing\*, rapid rehousing, or transitional housing project, as reported in the Homeless Management Information System (HMIS).



72%

of Enrollments were households enrolling for the first time YTD

2019 66%  
2020 78%

265  
DAYS

Average Length of Stay in Project YTD

2019 122  
2020 173

34%

of Households exited to Permanent Housing\* YTD

2019 27%  
2020 29%

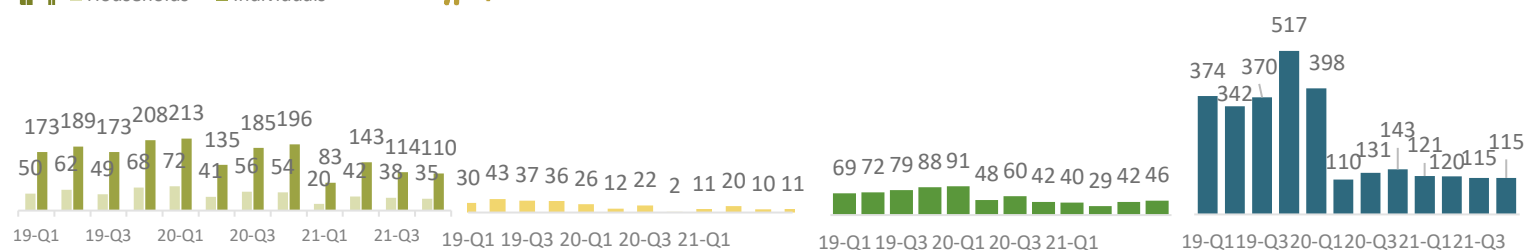
## Enrollments by type of household

**Families with Children**  
Households Individuals

**Youth & Children 0-17**  
Individuals

**Young Adults 18-24**  
Individuals

**Adults 25+**  
Individuals



## Enrollments by type of project

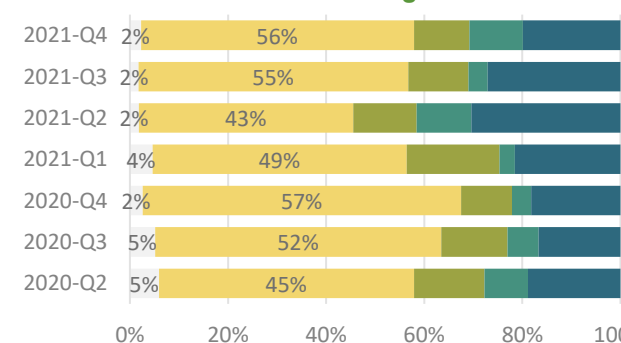
### # of Enrollments YTD

Emergency Shelter 382  
Rapid Rehousing 225  
Permanent Housing\* 31  
Transitional Housing 38  
Coordinated Entry\*\* Only 1080

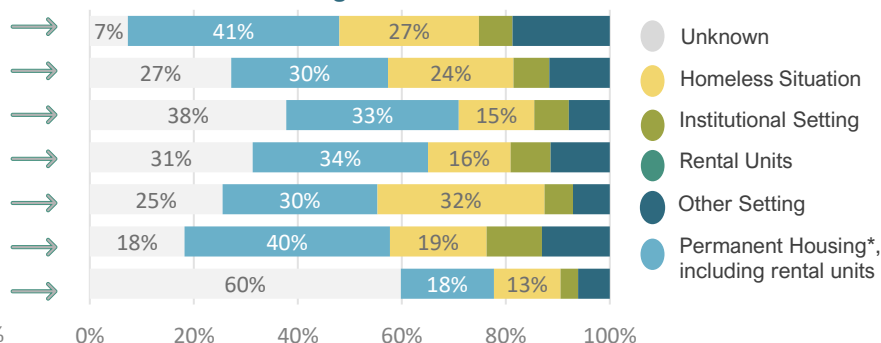
\*\*This number reflects new enrollments in Coordinated Entry, and not enrollment in a shelter or housing project. Coordinated Entry assesses household vulnerability, and placement on the master list to await program availability.

## Previous Living Situations & Exit Destinations

### Households are entering from



### Households are exiting to



\* Permanent Housing enrollment includes all permanent housing and permanent supportive housing projects that participate in HMIS. Exits to PH include these formal projects, as well as friends and family, and any other permanent living situation.



TTY Relay  
711 or 800-833-6388

To request this document in an alternative format, contact  
(360) 867-2500

# HMIS HOUSING PROJECTS DATA REPORT

2021-Q4

Office of Housing & Homeless Prevention  
Thurston County, Washington

October -  
December

4% VETERANS



12% FLEEING DOMESTIC VIOLENCE



## Yearly Summary

The figures displayed in this report represent the totals for the calendar year 2021. Much of the demographics of individuals have remained consistent, but there are a few areas in which we have seen significant increases.

### Reporting any Disability

2019: 31%

2020: 33%

**2021: 60%**

### Developmental Disability

2019: 6%

2020: 6%

**2021: 20%**

### Physical Disability

2019: 13%

2020: 12%

**2021: 84%**

### Fleeing Domestic Violence

2019: 6%

2020: 9%

**2021: 12%**

50% REPORT ANY INCOME\*\*



\$760 / Month Average Income

17% Earned Income 28% SSDI

26% SSI 13% TANF

\*\* Adults over age 18

60% REPORT DISABILITY



32% Substance Use 42% Mental Health

41% Chronic Health

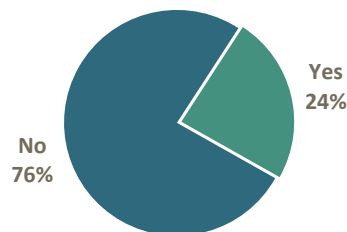
20% Developmental Disability

84% Physical Disability

## CLIENT DEMOGRAPHICS

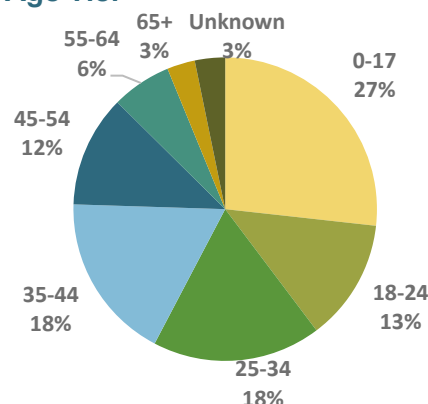
All demographic information is a year-to-date percentage of distinct individuals who have enrolled in a housing project in 2021, as reported in HMIS.

### Chronically Homeless at Project Entry

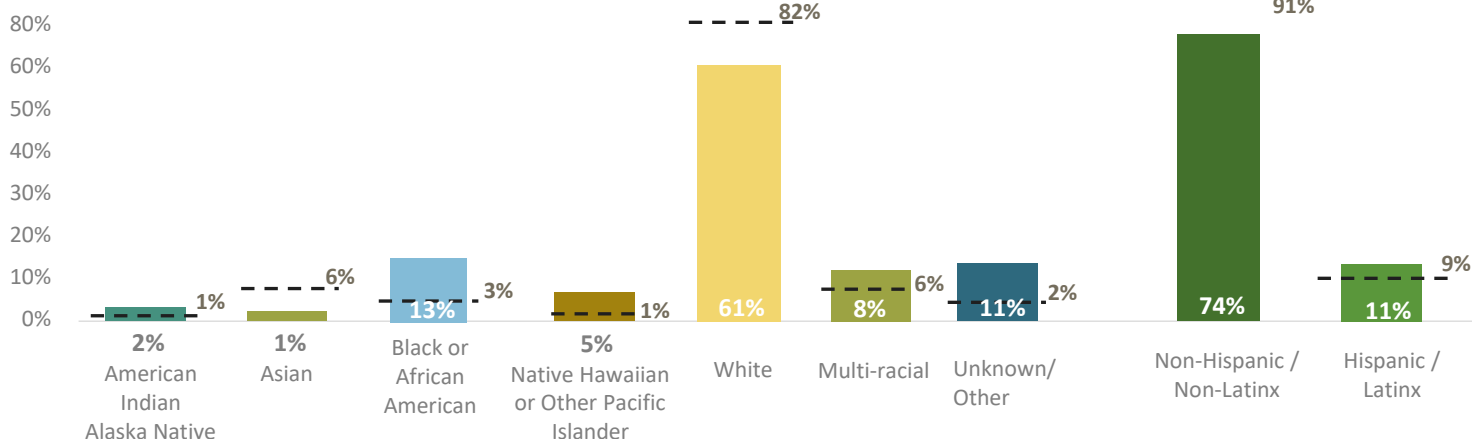


The Federal definition of "chronic homelessness" is someone who has experienced homelessness for at least a year – either 12 months or more in a row, or several shorter experiences of homelessness that add up to a year – while struggling with a disabling condition such as a serious mental illness, substance use disorder, or physical disability.

### Age Tier



## Race & Ethnicity\*



\*The bar graph is the aggregate data on race/ethnicity of those entering programs in HMIS. The dashed lines above represent Thurston County Census Data for each population.

## Contact Information

**Keylee Marineau**  
Program Coordinator  
keylee.marineau@co.thurston.wa.us



The Housing Projects Data Report uses HMIS data accessed through Looker queries.  
The report has been created by:

**Arielle Benson | Program Specialist**  
arielle.benson@co.thurston.wa.us

HOUSING PROJECTS DATA REPORT

2021- Q4

## Data Narrative

- There is an increasing trend over 2021 of individuals undergoing Coordinated Entry, nearing pre-pandemic levels in 4<sup>th</sup> Quarter.
- Entries and exits from programs remain limited in number, and slow – often taking over 300 days from project entry to exit.
- The general demographics of the population remained similar quarter over quarter, but we saw steady increase in those with disability, and those fleeing domestic violence.

The data included below represents only the projects from each of these agencies that enter data into HMIS. It does not represent the sum of their program activities during this time period.

2021 (January-December) totals below.

Agency Name	# of Program Entries (clients)	# of Program Exits (clients)	Coordinated Entry (new clients)
Catholic Community Services	80	107	NA
Community Action Council	156	106	1608
Community Youth Services	200	170	1324
Family Support Center	308	600	4678
Housing Authority Thurston County	59	40	NA
Interfaith Works	74	77	NA
Northwest Resources II Inc – Rapid Rehousing	202	104	NA
PANZA – Quixote Village	2	3	NA
SafePlace	150	143	NA

## Contact Information

**Keylee Marineau**  
Program Coordinator  
[keylee.marineau@co.thurston.wa.us](mailto:keylee.marineau@co.thurston.wa.us)

HOUSING PROJECTS DATA REPORT



The Housing Projects Data Report uses HMIS data accessed through Looker queries.  
The report has been created by:

**Arielle Benson | Program Specialist**  
[arielle.benson@co.thurston.wa.us](mailto:arielle.benson@co.thurston.wa.us)