

HMIS HOUSING PROJECTS DATA REPORT

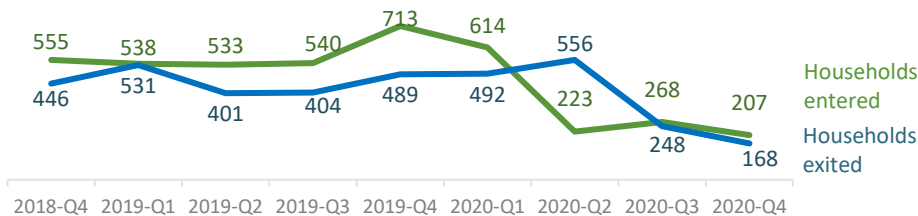
2020-Q4

Office of Housing & Homeless Prevention
Thurston County, Washington

October -
December

System Inflow & Outflow

Households that **entered** or **exited** an emergency shelter, homeless prevention, permanent housing*, rapid rehousing, or transitional housing project, as reported in the Homeless Management Information System (HMIS).



84%

of Enrollments were households enrolling for the first time YTD

2018 2019
65% 66%

172
DAYS

Average Length of Stay in Project YTD

2018 2019
123 122

29%

of Households exited to Permanent Housing YTD

2018 2019
44% 27%

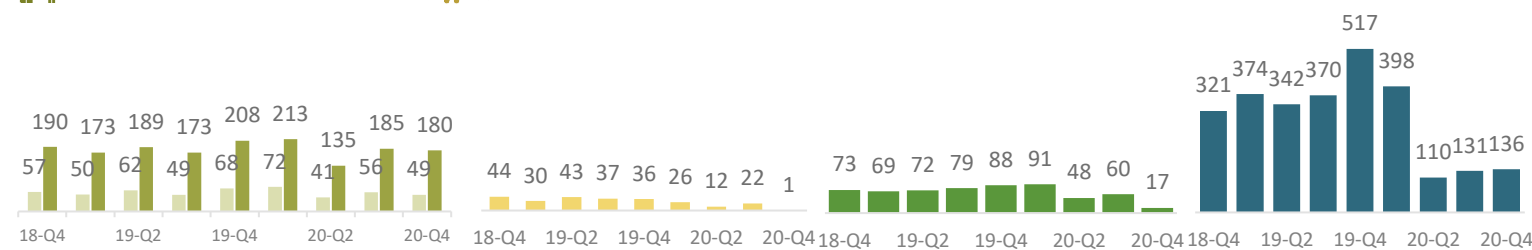
Enrollments by type of household

Families with Children
Households Individuals

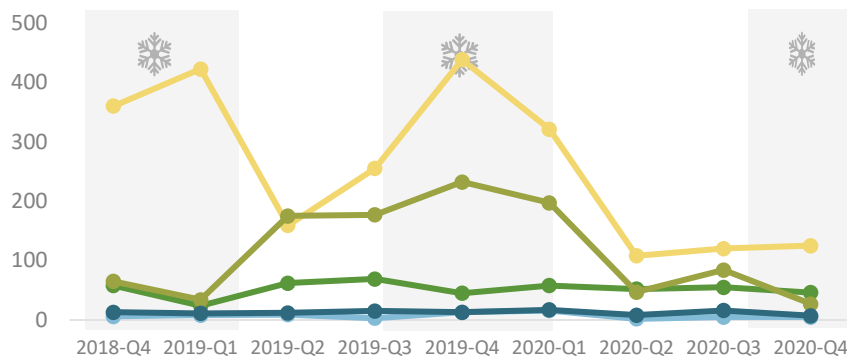
Youth & Children 0-17
Individuals

Young Adults 18-24
Individuals

Adults 25+
Individuals



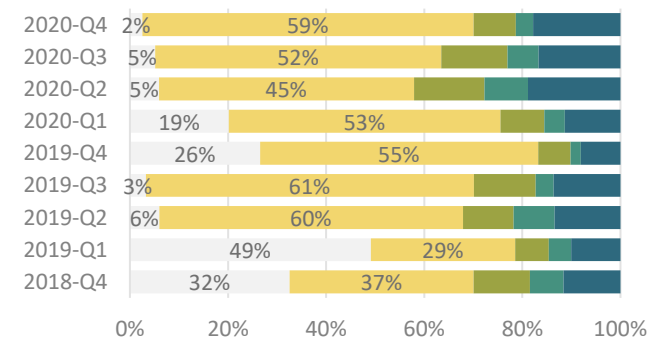
Enrollments by type of project



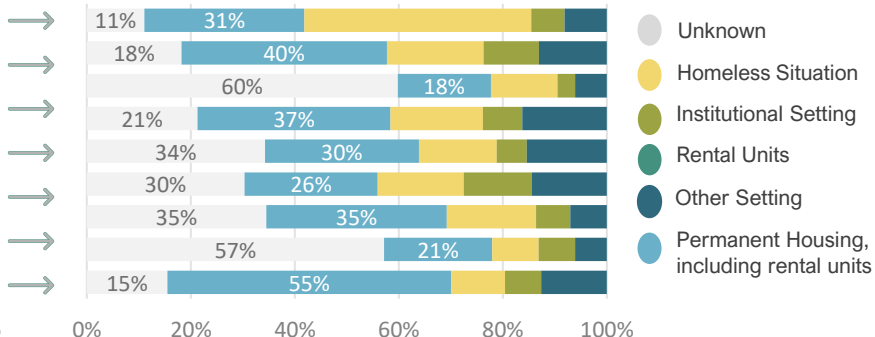
	# of Enrollments YTD	% of Enrollments YTD
Emergency Shelter	674	51%
Rapid Rehousing	355	27%
Homeless Prevention	211	16%
Permanent Housing	28	2%
Transitional Housing	48	4%

Previous Living Situations & Exit Destinations

Households are **entering** from



Households are **exiting** to

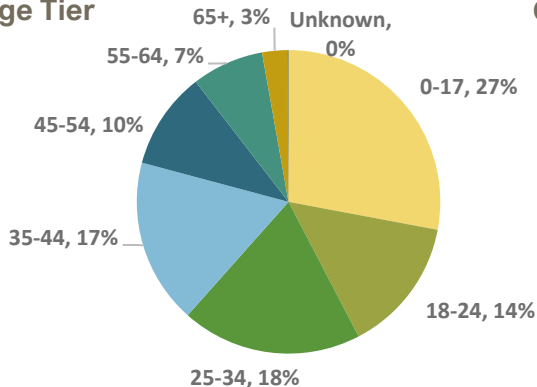


* Permanent Housing includes all permanent housing and permanent supportive housing.

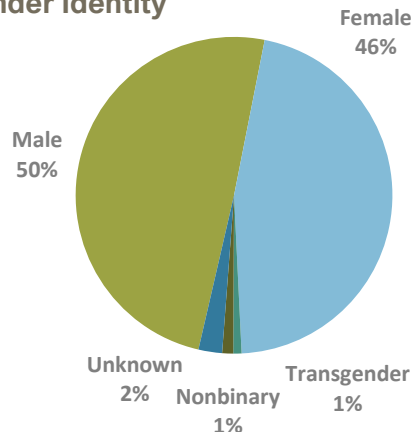
CLIENT DEMOGRAPHICS

All demographic information is a year-to-date percentage of distinct individuals who have enrolled in a housing project in 2020, as reported in HMIS.

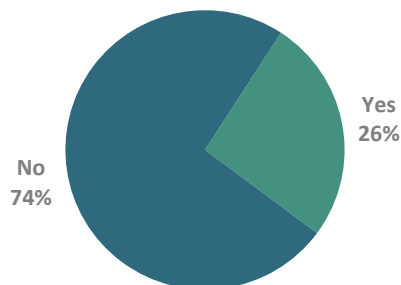
Age Tier



Gender Identity

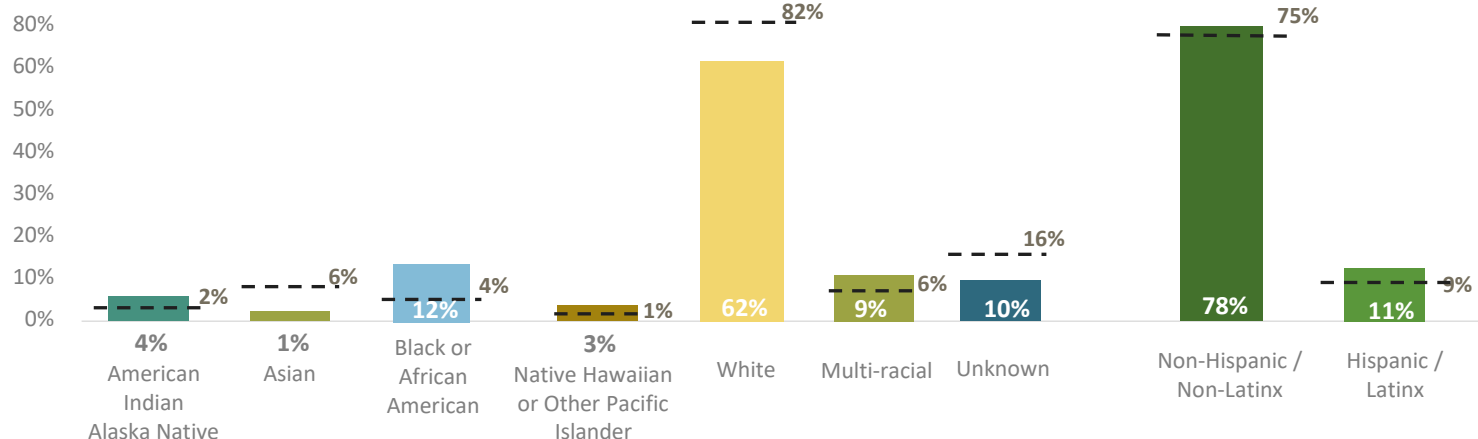


Chronically Homeless at Project Entry



The Federal definition of “chronic homelessness” is someone who has experienced homelessness for at least a year – either 12 months or more in a row, or several shorter experiences of homelessness that add up to a year – while struggling With a disabling condition such as a serious mental illness, substance use disorder, or physical disability.

Race & Ethnicity*



*Dashed lines represent Thurston County Census Data. The bar graph are the race/ethnicity of those entering programs. If the bar extends above the line, that population is over-represented in the HCRS.

Contact Information

Keylee Marineau
Program Coordinator
keylee.marineau@co.thurston.wa.us

The Housing Projects Data Report uses HMIS data accessed through Looker queries. The report has been created by:

Arielle Benson | Program Specialist
arielle.benson@co.thurston.wa.us

4% **VETERANS**



9% **FLEEING DOMESTIC VIOLENCE**



31% **REPORT ANY INCOME****



\$782 / Month Average Income

22% Earned Income

21% SSI

20% TANF

** Adults over age 18

32% **REPORT A DISABILITY**



24% Mental Health

21% Substance Use

12% Chronic Health

6% Developmental Disability

11% Physical Disability

Percentage of all new clients enrolled during the year.