

HMIS HOUSING PROJECTS DATA REPORT

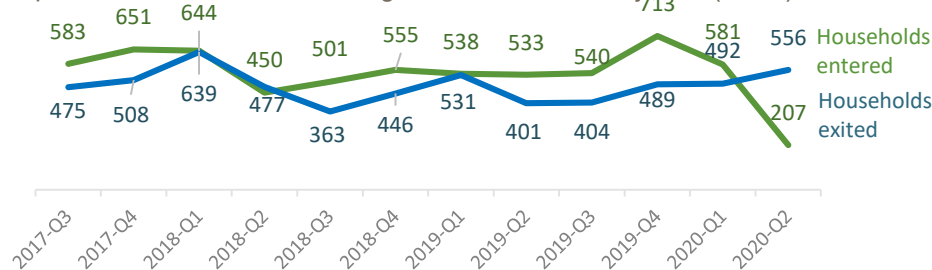
2020-Q2

Office of Housing & Homeless Prevention
Thurston County, Washington

April-
June

System Inflow & Outflow

Households that **entered** or **exited** an emergency shelter, homeless prevention, permanent housing*, rapid rehousing, or transitional housing project, as reported in the Homeless Management Information System (HMIS).



80%

of Enrollments were households enrolling for the first time YTD

2018 2019
65% 66%

154
DAYS

Average Length of Stay in Project YTD

2018 2019
123 122

27%

of Households exited to Permanent Housing YTD

2018 2019
44% 27%

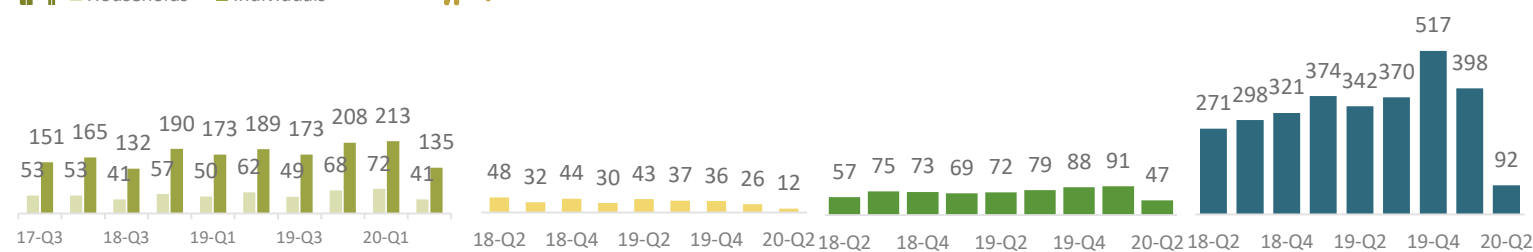
Enrollments by type of household

Families with Children
Households Individuals

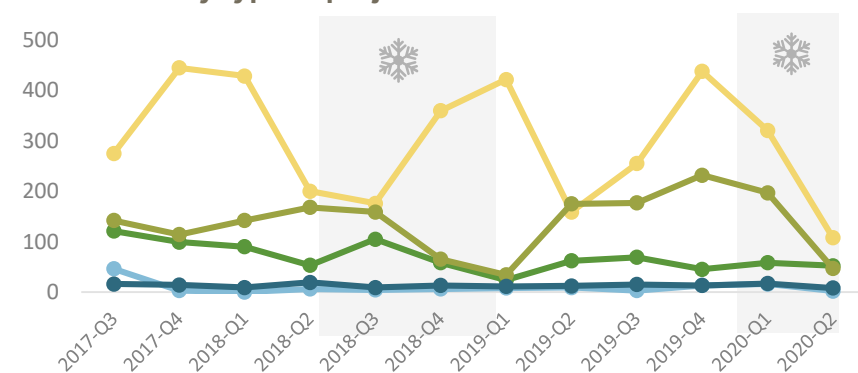
Youth & Children 0-17
Individuals

Young Adults 18-24
Individuals

Adults 25+
Individuals

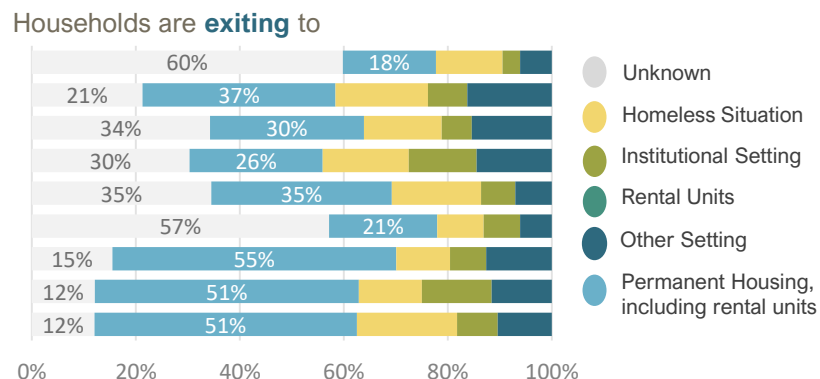
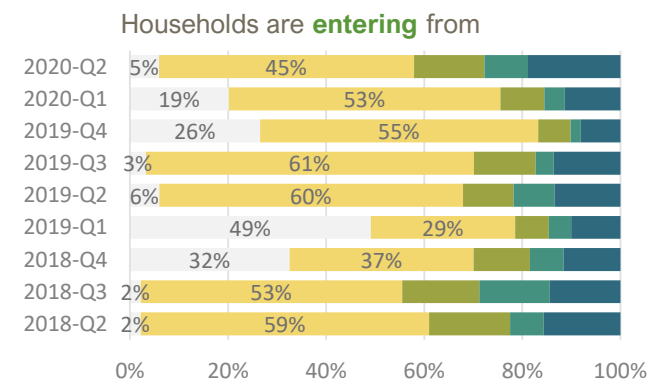


Enrollments by type of project



	# of Enrollments YTD	% of Enrollments YTD
Emergency Shelter	429	50%
Rapid Rehousing	244	26%
Homeless Prevention	110	16%
Permanent Housing	18	3%
Transitional Housing	25	5%

Previous Living Situations & Exit Destinations

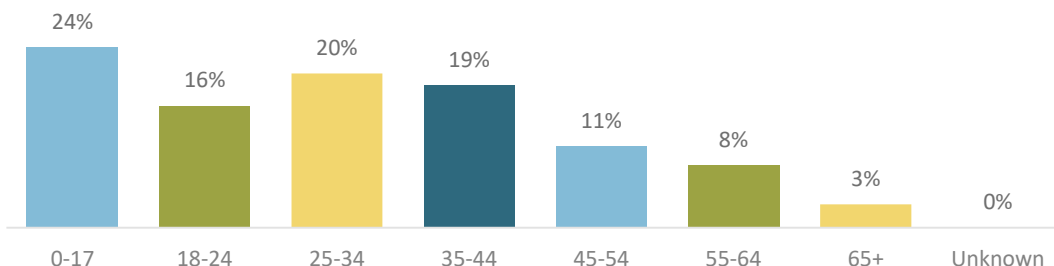


* Permanent Housing includes all permanent housing and permanent supportive housing.

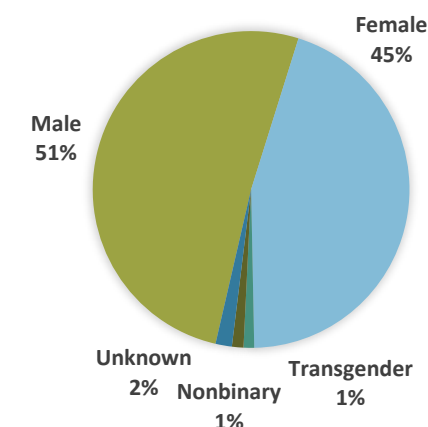
CLIENT DEMOGRAPHICS

All demographic information is a year-to-date percentage of distinct individuals who have enrolled in a housing project in 2020, as reported in HMIS.

Age Tier

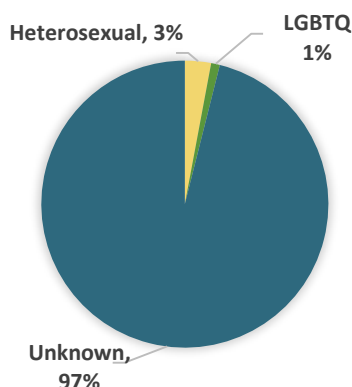


Gender Identity

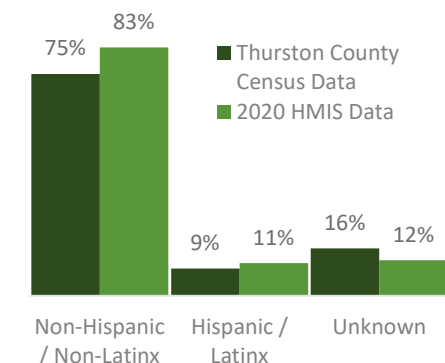


Sexual Orientation

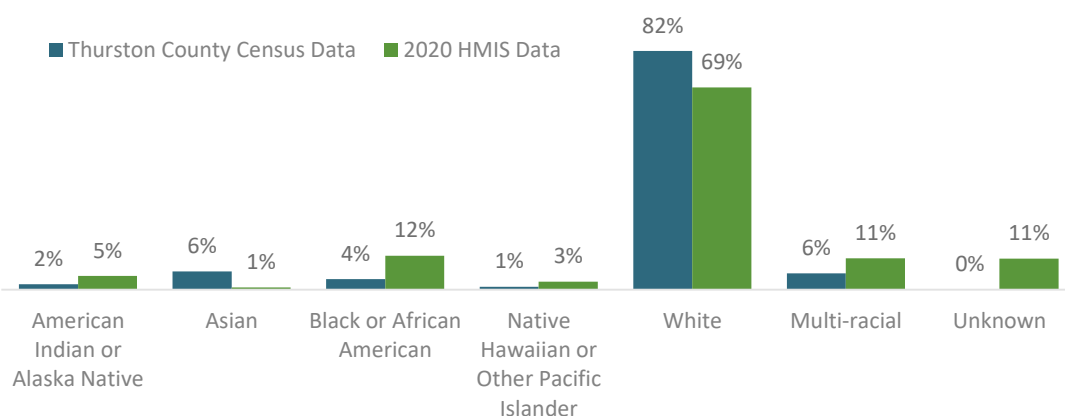
Thurston County acknowledges the enormous diversity within the LGBTQIA2S+ community regarding sexual orientation and gender identity. For the purposes of simplifying this report, the LGBTQ category above includes gay, lesbian, bisexual, questioning/unsure as available in HMIS.



Ethnicity



Race



5%

VETERANS



9%

FLEEING DOMESTIC VIOLENCE



29%

REPORT ANY INCOME**



\$852 / Month Average Income

23% Earned Income

27% SSI

20% TANF

** Adults over age 18

33%

REPORT A DISABILITY



22% Mental Health

21% Substance Use

11% Chronic Health

6% Developmental Disability

12% Physical Disability

Percentage of all new clients enrolled during the year.

Contact Information

Keylee Marineau

Program Coordinator

keylee.marineau@co.thurston.wa.us

The Housing Projects Data Report uses HMIS data accessed through Looker queries. The report has been created by:

Arielle Benson | Program Specialist
arielle.benson@co.thurston.wa.us