

2022

Point in Time Census Data Report

OFFICE OF HOUSING & HOMELESS PREVENTION

THURSTON COUNTY, WASHINGTON

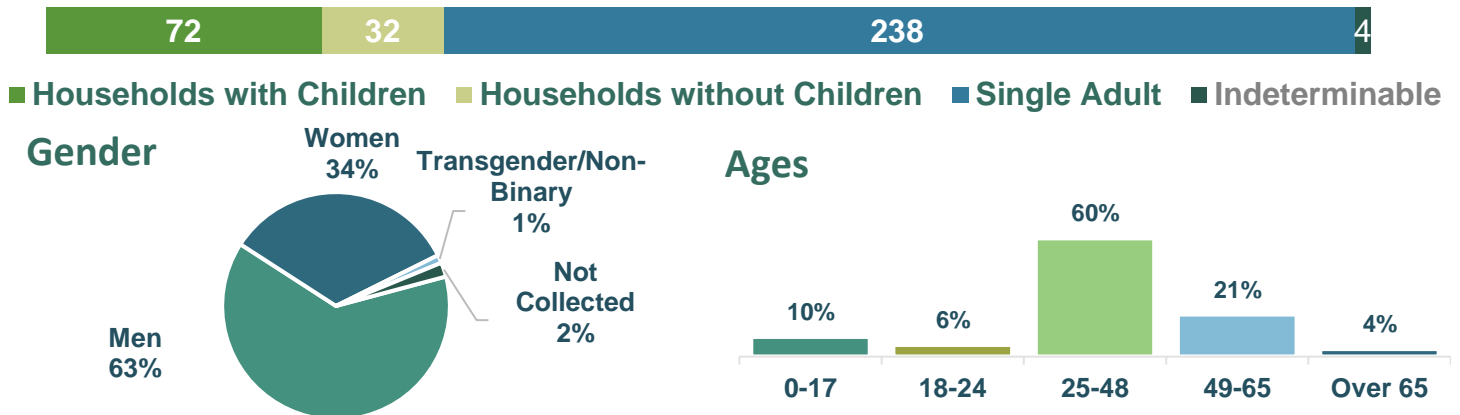


Once each year, the Point in Time (PIT) Census counts how many people are experiencing homelessness nationwide. This year Thurston County conducted the PIT on February 24th, delayed from the normal date in January due to the expected peak of the COVID-19 Omicron wave.

The 2021 and 2022 PIT counts are a story of the COVID pandemic. In 2021, the count was based on observation and no surveys were conducted. In 2022, we engaged in an abbreviated survey, but many people are missing from this total number, as they did not consent to being surveyed. This report also does not capture those doubled-up (staying with friends and family) nor those who were in a jail or hospital who don't have a permanent address.

Who are the unsheltered neighbors we surveyed?

(346 unsheltered individuals)



Where did they sleep on February 24th?

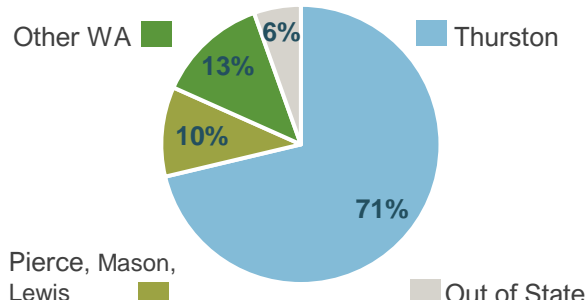


What else did we learn?

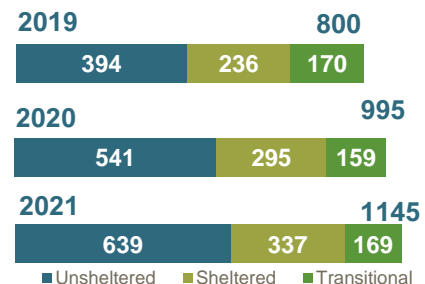
Frequency of Health Conditions



Last Permanent Address



PIT Over the Years



Contact Information

Keylee Marineau
Program Coordinator
keylee.marineau@co.thurston.wa.us

The final 2022 PIT data was released by the department of Commerce on 10/28/2022.

Report & Data by

Arielle Benson

Homeless Program & Grant Specialist
arielle.benson@co.thurston.wa.us

2022

Point in Time Census Preliminary Data Report

OFFICE OF HOUSING & HOMELESS PREVENTION
THURSTON COUNTY, WASHINGTON



Veterans
3%

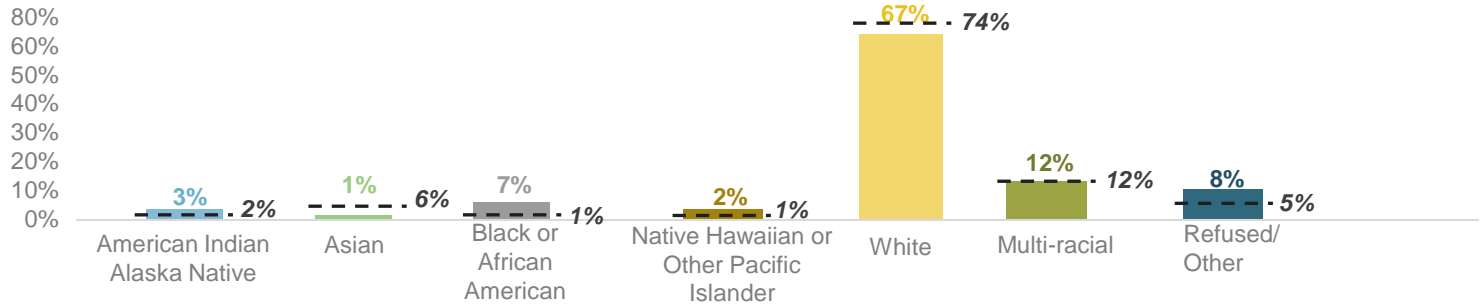


Domestic Violence
9%



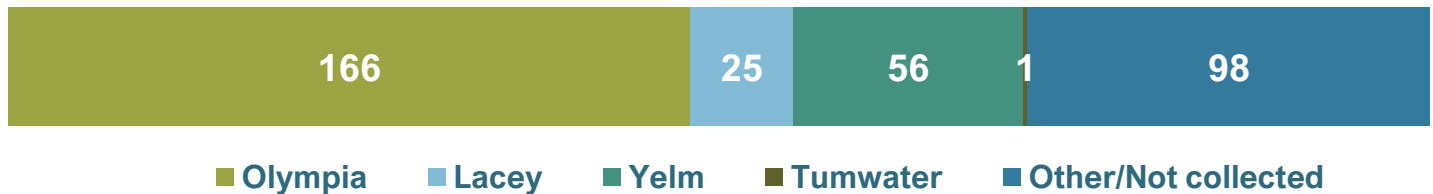
Hispanic/Latin
14%

Which races are under or over-represented in the unsheltered population?



*Dashed lines are the expected percentage based on Thurston racial demographics from the 2020 Decennial Census.

What cities are folks staying in?



How accurate are these data in describing homelessness?

While the PIT is a valiant annual effort to ensure everyone experiencing homelessness is counted, it is inevitable some individuals will be missed, or they are not eligible to be counted. The most common reasons a person is not counted are:

- They do not consent to have their data collected for the count, are currently fleeing domestic violence, or are an unaccompanied minor under the age of 13.
- They do not meet the more restrictive HUD definition of homelessness for the PIT, which excludes those staying temporarily with a friend or family member.
- They consent, but do not provide enough information to be deduplicated.
- They stay in a non-HMIS participating shelter.
- They are absent when enumerators pass through the camps.

The PIT count is a critical tool for the community to understand the scope and scale of homelessness, but it is only one piece of a much larger puzzle.

What else happened with the 2022 PIT count?

- **370** solar, hand-crank, rechargeable flashlights were distributed
- **295** meal sized burritos were distributed into the encampments
- **800** hygiene kits were directly distributed, or donated to outreach organizations
- Surveys were collected over 7 days, to ensure as many folks participated as possible
- Volunteers and outreach workers helped support the count by conducting surveys.

Contact Information

Keylee Marineau
Program Coordinator
keylee.marineau@co.thurston.wa.us

The final 2022 PIT data was released by the department of Commerce on 10/28/2022.

Report & Data by

Arielle Benson
Homeless Program & Grant Specialist
arielle.benson@co.thurston.wa.us