

HMIS HOUSING PROJECTS DATA REPORT

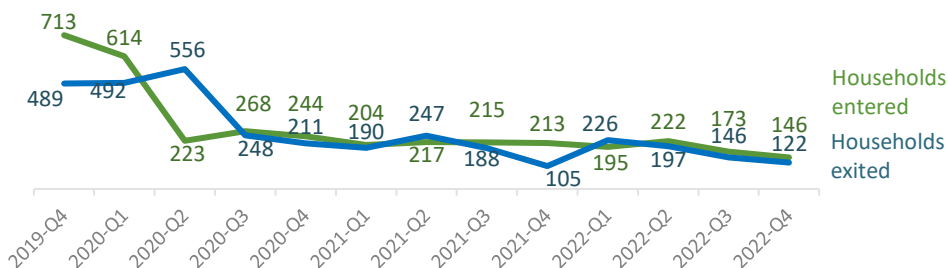
2022-Q4

Office of Housing & Homeless Prevention
Thurston County, Washington

October -
December

System Inflow & Outflow

Households that **entered** or **exited** an emergency shelter, permanent housing*, rapid rehousing, or transitional housing project, as reported in the Homeless Management Information System (HMIS).



68%

of Enrollments
were households
enrolling for the
first time YTD

2019	2020	2021
66%	78%	72%

149
DAYS

Average Length
of Stay in
Project YTD

2019	2020	2021
122	173	265

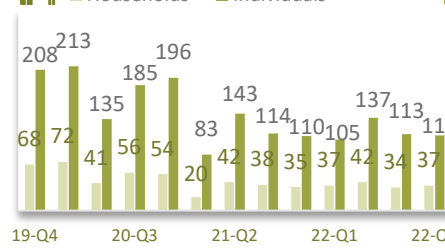
31%

of Households
exited to
Permanent
Housing* YTD

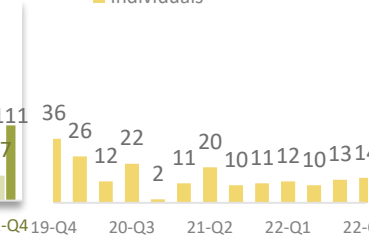
2019	2020	2021
27%	29%	34%

Enrollments by type of household

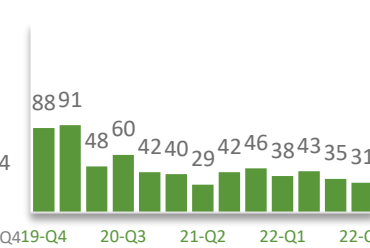
Families with Children
Households Individuals



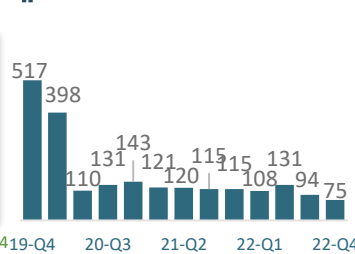
Youth & Children 0-17
Individuals



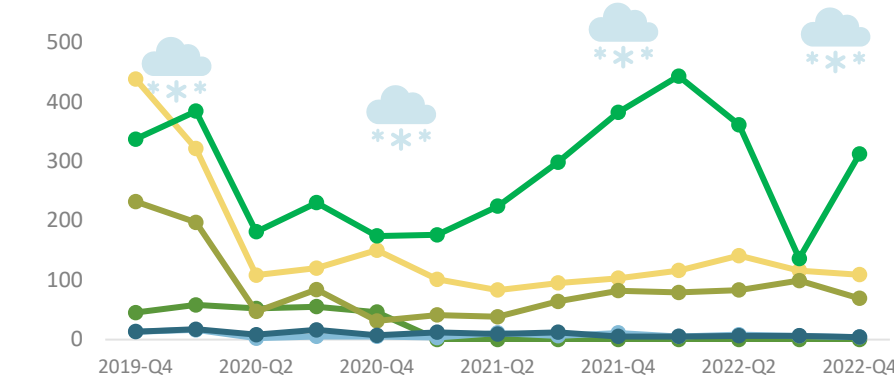
Young Adults 18-24
Individuals



Adults 25+
Individuals



Enrollments by type of project

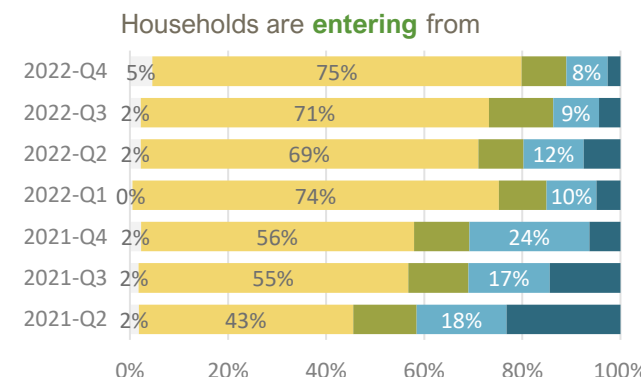


of Enrollments YTD

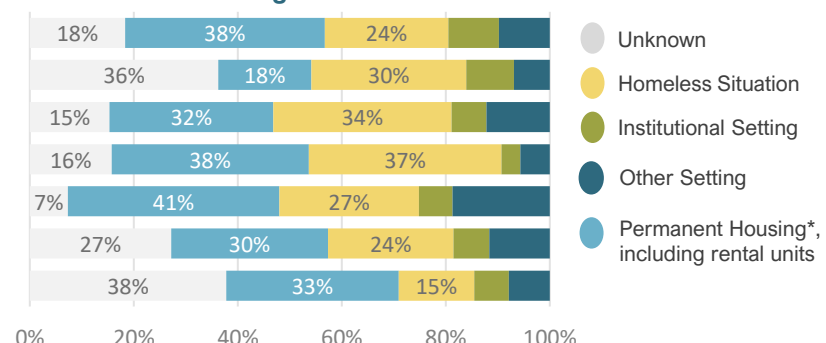
Emergency Shelter	482
Rapid Rehousing	330
Permanent Housing*	23
Transitional Housing	21
Coordinated Entry** Only	1252

**This number reflects new enrollments in Coordinated Entry, and not enrollment in a shelter or housing project. Coordinated Entry assesses household vulnerability, and placement on the master list to await program availability.

Previous Living Situations & Exit Destinations



Households are exiting to



* Permanent Housing enrollment includes all permanent housing and permanent supportive housing projects that participate in HMIS. Exits to PH include these formal projects, as well as friends and family, and any other permanent living situation.



TTY Relay
711 or 800-833-6388

To request this document in
an alternative format, contact
(360) 867-2500

HMIS HOUSING PROJECTS DATA REPORT

2022-Q4

Office of Housing & Homeless Prevention
Thurston County, Washington

October -
December

7%

VETERANS



11%

FLEEING
DOMESTIC
VIOLENCE



**Anchor Community
Initiative**
Youth & Young Adults

33% REPORT ANY INCOME**



\$1013 / Month Average Income

27% Earned Income

29% SSDI

15% TANF

32% SSI

** Adults over age 18

54% REPORT DISABILITY



44% Chronic Health

42% Physical Disability

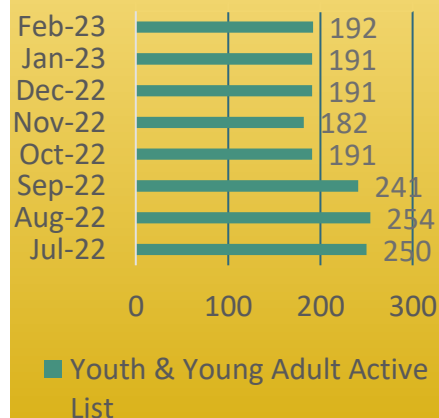
39% Mental Health

23% Substance Use

23% Developmental Disability

The Anchor Community Initiative is focused on ending youth and young adult homelessness across Washington State. Thurston County is an ACI member, partnering with Away Home Washington and state partners to collaborate on solutions.

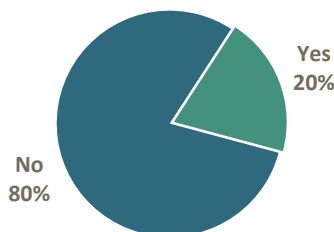
ACI Monthly Data Highlight



CLIENT DEMOGRAPHICS

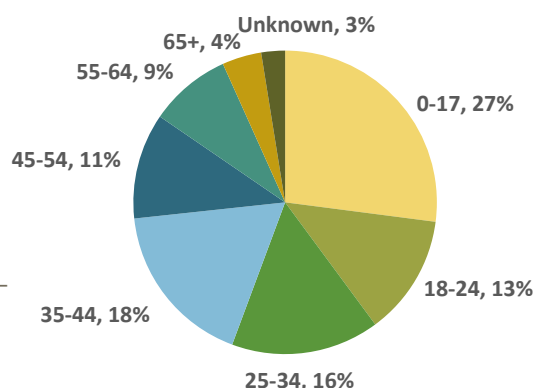
All demographic information is a year-to-date percentage of distinct individuals who have enrolled in a housing project in 2022, as reported in HMIS.

Chronically Homeless at Project Entry

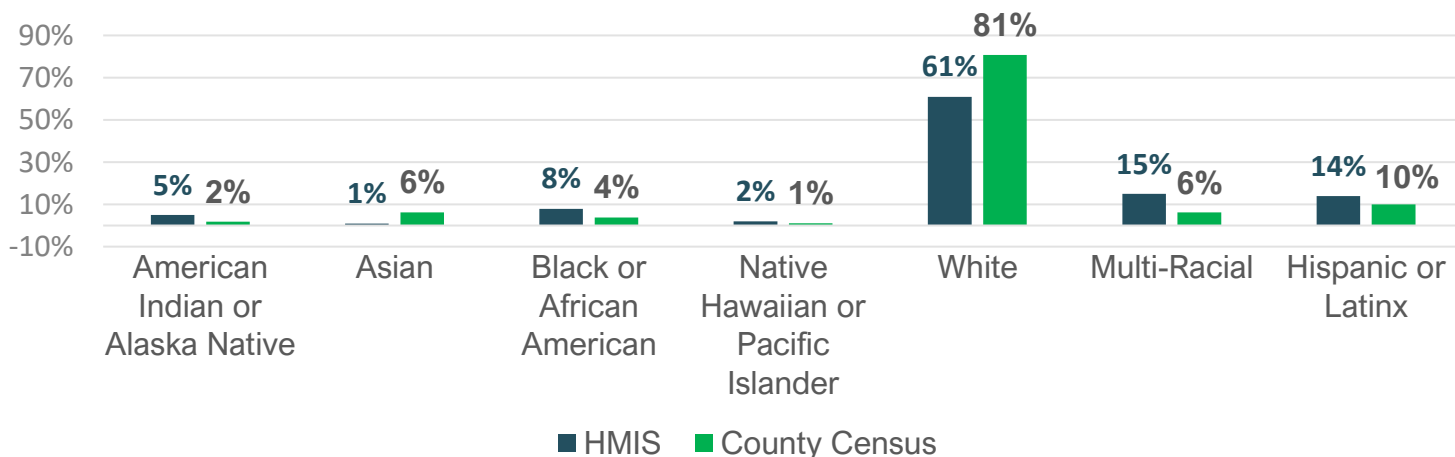


The Federal definition of "chronic homelessness" is someone who has experienced homelessness for at least a year – either 12 months or more in a row, or several shorter experiences of homelessness that add up to a year – while struggling with a disabling condition such as a serious mental illness, substance use disorder, or physical disability.

Age Tier



Race & Ethnicity



Contact Information

Keylee Marineau
Program Manager
keylee.marineau@co.thurston.wa.us



The Housing Projects Data Report uses HMIS data accessed through Looker queries.
The report has been created by:

Arielle Benson | Program Specialist
arielle.benson@co.thurston.wa.us

Data Narrative

- We saw large fluctuations in the data regarding Coordinated Entry, as the community switched providers and Single Adult CE was put on hold for a time.
- The eco-system of the Homeless Crisis Response system has remained relatively stable since the COVID-19 pandemic began in Quarter 2 of 2020, with sustained impacts across all housing types and sub-populations.

The data included below represents only the projects from each of these agencies that enter data into HMIS. It does not represent the sum of their program activities during this time period.
2022 (October-December) totals below.

Agency Name	# of Client Program Entries (including Coordinated Entry)	# of Client Program Exits
Capital Recovery Center	35	0
Catholic Community Services	81	23
Community Youth Services	54	28
Family Support Center	494	71
Interfaith Works	15	10
Low Income Housing Institute (LIHI)	15	18
Northwest Resources II Inc – Rapid Rehousing	11	19
Olympia Mutual Aid Partners	12	8
PANZA – Quixote Village	2	2
Pierce County Aids Foundation (PCAF)	2	0
SafePlace	20	22
Thurston County Coordinated Entry	52	0
Together!	1	0

Contact Information

Keylee Marineau
Program Manager
keylee.marineau@co.thurston.wa.us

HOUSING PROJECTS DATA REPORT
2022- Q4



The Housing Projects Data Report uses HMIS data accessed through Looker queries.
The report has been created by:

Arielle Benson | Program Specialist
arielle.benson@co.thurston.wa.us