

Statistical Report of 2013 Assessments for Taxes Payable in 2014



THURSTON COUNTY

WASHINGTON

SINCE 1852

Office of the Assessor
Steven J. Drew, Assessor

TABLE OF CONTENTS: Statement of 2013 Assessments for Taxes Collected in 2014

Message from the Thurston County Assessor	1
Taxation Flow Chart	2
Thurston County Assessor's Office Mission and Contacts.....	3
Comparison of Property Taxes (2013:2014).....	4-5
Summary of Taxing District Levy Changes (2011 – 2014).....	6-7
2014 Tax Distribution Pie Chart.....	8
Certified Values by Taxing District for 2014 Tax Year	9-13
Assessed Values, Levy Rates and Taxes.....	14-20
Consolidated Tax Code Areas (TCA) and Rates	21-39
TCA 110 – TCA 135.....	21 - 22
TCA 141 – TCA 182.....	23 - 24
TCA 185 – TCA 239.....	25 - 26
TCA 241 – TCA 252.....	27 - 28
TCA 310 – TCA 345.....	29 - 30
TCA 346 – TCA 450.....	31 - 32
TCA 451 – TCA 485.....	33 - 34
TCA 486 – TCA 515.....	35 - 36
TCA 516 – TCA 560.....	37 - 38
TCA 561 – TCA 567.....	39
How Tax Rates are Determined.....	40
Taxable Values Used to Set Regular Levies by Tax Code Area (TCA)	Inside Back Cover



A message from the Thurston County Assessor-Steven J. Drew

Statement of 2013 Assessed Values for Property Taxes Collected in 2014

This annual report offers statistics on the 2013 assessed values for property taxes due in 2014. Property assessments are updated annually and are based on fair market value as of January 1. Thurston County's real estate market for 2013 resulted in an increase in value of \$1.457 billion. New construction increased to \$301 million, \$14 million more than in tax year 2013. Some tax rates increased for 2014 because of special levies and lid-lifts approved by voters.

Countywide Results of Assessment Year 2013 Revaluation

- Thurston County's assessed values totaled \$25.260 billion.
- This represents an overall increase of \$1.457 billion from the previous year.
- The percent increase in total assessed value is about 6.1%.

Historical Overview of All Property Values* (Real, Personal, State Assessed Utilities) and Taxes Levied on Them

Tax Year	Total Assessed Values*	New Construction	Average Tax Rate/\$1,000	Property Taxes Levied
2014	\$25.260 billion	\$301 million	13.033	\$329.049 million
2013	\$23.803	\$287	13.635	\$324.239
2012	\$25.689	\$300	12.624	\$323.964
2011	\$ 27.144	\$ 330	11.607	\$314.785
2010	\$29.249	\$509	10.425	\$304.908
2009	\$30.117	\$754	9.867	\$297.763
2008	\$28.809	\$1.1 billion	9.752	\$280.943
2007	\$23.474	\$985	11.202	\$262.955
2006	\$19.930	\$695	12.119	\$241.557
2005	\$17.300	\$555	13.119	\$227.024
2004	\$15.351	\$452.5	13.794	\$211.763

* Shows assessed values after reduction for exemptions.

Property Tax Flow Chart

Taxing Authorities	The Assessor's Office	The Treasurer's Office
<p style="text-align: center;">MAKE OR UPHOLD THE TAX LAWS that govern Levies and Tax Rates.</p>	<p style="text-align: center;">DETERMINES THE FAIR MARKET VALUE of Real and Personal Property.</p>	<p style="text-align: center;">SENDS TAX NOTICES AND COLLECTS TAXES from Property Owners.</p>
<p>These taxing authorities include</p> <ul style="list-style-type: none"> • State Legislature • Department of Revenue • Local Government <ul style="list-style-type: none"> • County, Cities and Towns • Local Taxing Districts <ul style="list-style-type: none"> • Cemeteries • Fire Districts • Libraries • Medic One • Ports • Roads • Schools • P.U.D. <p>Local Taxing Districts submit certified budgets to the county commissioners with a request to levy taxes for upcoming tax year.</p>	<p style="text-align: center;">The Assessor's staff: Including Appraisers and Service Representatives</p> <ul style="list-style-type: none"> • Physically inspects all properties once every six years. • Determination of market value. • Sends out valuation notices. • Assists qualified property owners in enrolling in appropriate exemption or special use programs. • Responds to appeals and makes adjustments as warranted. • Ensures budgets of the taxing districts comply with state legal requirements. • Calculates the Levy Rate. • Creates and certifies the tax roll. 	<p style="text-align: center;">The Treasurer's staff</p> <ul style="list-style-type: none"> • Works with Assessor to calculate taxes. • Sends tax notices to property owners. • Determines appropriate distribution relative to each tax collected. • Collects the property taxes from taxpayers and distributes to the various state, school, county, city and district funds as levied. • Recalculates any taxes adjusted for current and prior year taxes due to Board of Equalization appeals, senior exemptions, etc. • Refunds overpayments, administers unclaimed property related to tax payments. • Administers and collects the real estate excise tax on conveyance of real property.

Thurston County Assessor's Office
Steven J. Drew, Assessor
2000 Lakeridge Drive SW Olympia, WA 98502
www.co.thurston.wa.us/assessor (360) 867-2200

The mission of the Thurston County Assessor's Office is

- ❖ To appraise all property on a fair and equitable basis,
- ❖ To maintain accurate and easily accessible property information, and
- ❖ To provide accurate tax assessments.

Assessment Information:

The County Assessor determines current market value of all property in Thurston County for tax purposes. Levy amounts are based on budgets submitted by taxing districts. Each year all properties are revalued to Fair Market Value with one-sixth of the county being physically inspected. Appraisers use valid sales data and current replacement costs (based on labor and material, less depreciation) to arrive at fair market value. This ensures that each owner pays a proportional share of property taxes that support public services, such as schools, libraries, roads, fire, police, and emergency services.

Property Record Information:

We have completed an expansion of data available online to include a record of ALL sales and codes identifying those used in establishing your properties value as well as those not used and the reason specific sales were not used. We have also added a Photo tab that displays the residence photo and expanded our search capability (see below).

1. Go to www.co.thurston.wa.us/assessor.
2. Under Online Tools select Parcel Search (A+)
3. First time users, read and click to accept the Welcome to A+ disclosure page
4. Choose to search by the 11-digit parcel number, select submit, then view details by clicking on the category tabs listed at the top of the page OR search by last name and first name or just last name OR search by street number & street name or just street name
5. Select sort order from drop down located near the bottom of the page followed by the submit button, select the property you are inquiring about by clicking on the property number in the far right column, then view details by clicking on the category tabs listed at the top of the page

Appeal Information:

The Board of Equalization is an independent body whose members are appointed by the Thurston County Board of Commissioners to determine questions of value. They accept appeal petitions, schedule hearings and issue appeal decisions.

Website: www.co.thurston.wa.us/boe/index.htm

E-mail: elder@co.thurston.wa.us

(360) 786-5135 Fax (360) 357-2489

Comparison of Property Taxes for 2013 vs. 2014 Tax Years

How Many Will Pay More, Pay the Same, or Pay Less

Status	Dollar Range of Tax Change From 2013 to 2014 Tax Years	Number of Properties	Percent of Total
More Tax	Greater than \$500	2,849	2.4%
	\$451 to \$500	706	0.6%
	\$401 to \$450	1,024	0.9%
	\$351 to \$400	1,372	1.2%
	\$301 to \$350	2,037	1.7%
	\$251 to \$300	2,576	2.2%
	\$201 to \$250	3,824	3.3%
	\$151 to \$200	5,489	4.7%
	\$101 to \$150	7,994	6.8%
	\$51 to \$100	9,546	8.2%
	\$01 to \$50	14,154	12.1%
No Change	Less than \$1	5,884	5.0%
Less Tax	\$01 to \$50	25,121	21.5%
	\$51 to \$100	11,074	9.5%
	\$101 to \$150	7,717	6.6%
	\$151 to \$200	5,264	4.5%
	\$201 to \$250	3,209	2.7%
	\$251 to \$300	1,683	1.4%
	\$301 to \$350	1,095	0.9%
	\$351 to \$400	633	0.5%
	\$401 to \$450	466	0.4%
	\$451 to \$500	438	0.4%
	Greater than \$500	2,611	2.2%

Total	116,766
Number with Increase	51,571
Number with No Change	5,884
Number with Decrease	59,311
Percent of Prop with Increase	44.2%
Percent of Prop with No Change	5.0%
Percent of Prop with Decrease	50.8%
Number with Increase of greater than \$50	37,417
Number with Decrease or Increase of \$50 or less	79,349
Percent of Prop with Increase greater than \$50	32.0%
Percent of Prop with Decrease or Increase of \$50 or less	68.0%

Notes:

a) Table includes real property, mobile homes, and commercial personal property accounts.

b) Table excludes new parcels or parcels with new construction, new exemptions or exemptions that expired, Government and DOR fully exempt.

Total Assessed value increased about 6.1 percent for 2013. For tax year 2014, over 50 percent of the taxpayers will be paying less in property tax than they paid in 2013

Summary of Taxing District Levies and Increases (a)
From Tax Years 2011 to 2014

Taxing District	2011	2012	2013	2014	Increase From:			% Incr. From 11 to 14
					11 to 12	12 to 13	13 to 14	
Cities & Towns:								
Bucoda	60,382	60,731	60,839	62,514	0.58%	0.18%	2.75%	3.53%
Lacey	6,119,106	6,347,371	6,536,177	6,672,320	3.73%	2.97%	2.08%	9.04%
Olympia	13,640,983	13,901,835	14,152,531	14,412,954	1.91%	1.80%	1.84%	5.66%
Rainier	217,650	202,150	187,600	197,324	-7.12%	-7.20%	5.18%	-9.34%
Tenino	276,073	249,936	250,475	254,971	-9.47%	0.22%	1.80%	-7.64%
Tumwater	5,250,827	6,923,662	6,828,833	7,136,372	31.86%	-1.37%	4.50%	35.91%
Yelm (b)	1,112,724	1,047,964	957,069	1,048,320	-5.82%	-8.67%	9.53%	-5.79%
Total	26,677,744	28,733,649	28,973,523	29,784,774	7.71%	0.83%	2.80%	11.65%
Fire Districts:								
District 1 (Rochester/GM) (c)	307,529	335,482	353,839	381,810	9.09%	5.47%	7.91%	24.15%
District 2 (Yelm) (b)	-	-	-	-	À			
District 3 (Lacey)(d)	10,324,558	10,822,116	11,011,219	11,267,078	4.82%	1.75%	2.32%	9.13%
District 4 (Rainier) (b)	59,891	72,907	-	-	21.73%	-100.00%		-100.00%
District 5 (Black Lake)	1,010,752	943,307	895,535	944,836	-6.67%	-5.06%	5.51%	-6.52%
District 6 (East Olympia)	2,077,944	1,913,446	1,807,827	1,906,203	-7.92%	-5.52%	5.44%	-8.26%
District 7 (North Olympia)	679,258	689,315	702,668	716,142	1.48%	1.94%	1.92%	5.43%
District 8 (South Bay)	1,711,432	1,658,859	1,490,007	1,389,890	-3.07%	-10.18%	-6.72%	-18.79%
District 9 (McLane)	2,517,070	2,444,689	2,271,946	2,325,609	-2.88%	-7.07%	2.36%	-7.61%
District 11 (Littlerock) (c)	232,948	247,571	253,352	265,468	6.28%	2.34%	4.78%	13.96%
District 12 (Tenino)	547,358	537,920	504,057	530,916	-1.72%	-6.30%	5.33%	-3.00%
District 13 Griffin)	1,236,638	1,265,979	1,281,783	1,297,806	2.37%	1.25%	1.25%	4.95%
District 14 (Merged into #1)								
District 15 (Munn Lake)	92,326	93,952	96,826	228,559	1.76%	3.06%	136.05%	147.56%
District 16 (Gibson Valley)	48,318	48,386	40,584	42,700	0.14%	-16.12%	5.21%	-11.63%
District 17 (Bald Hills)	500,424	471,658	416,086	408,560	-5.75%	-11.78%	-1.81%	-18.36%
S.E. Thurston RFA (b)	2,825,544	2,699,395	2,411,677	2,626,034	-4.46%	-10.66%	8.89%	-7.06%
West Thurston RFA (c)	2,680,151	2,460,962	2,259,605	2,435,809	-8.18%	-8.18%	7.80%	-9.12%
Total	26,852,141	26,705,946	25,797,013	26,767,421	-0.54%	-3.40%	3.76%	-0.32%

(a) Includes regular and voter approved (excess) levies.

(b) Regional Fire Authority created for 2011. Replaced the regular levies for Fire Districts #2 and #4. Residences in the City of Yelm now pay directly to the RFA.

(c) Regional Fire Authority created for 2011. Replaced the regular levies for Fire Districts #1 and #11.

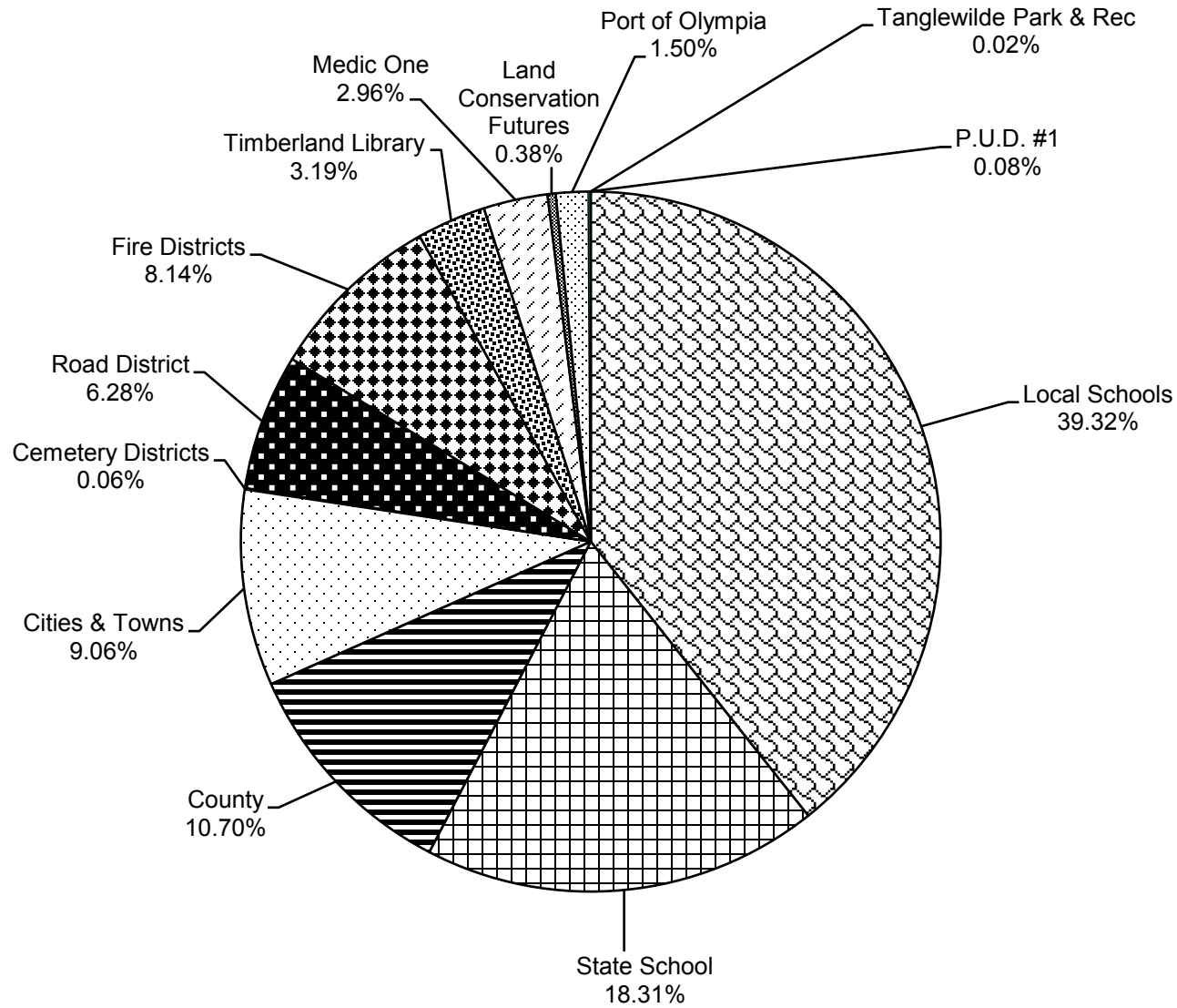
(d) Fire District 3 annexed the City of Lacey for collection in 2011.

Summary of Taxing District Levies and Increases (a)
From Tax Years 2011 to 2014

Taxing District	2011	2012	2013	2014	Increase From			% Incr. From 11 to 14
					11 to 12	12 to 13	13 to 14	
School Districts:								
Centralia	105,050	111,016	107,848	129,249	5.68%	-2.85%	19.84%	23.04%
Griffin	3,846,459	3,949,947	3,848,629	3,982,956	2.69%	-2.57%	3.49%	3.55%
North Thurston	39,319,347	41,178,165	42,851,574	43,018,697	4.73%	4.06%	0.39%	9.41%
Olympia	37,936,718	38,308,140	37,954,431	36,658,529	0.98%	-0.92%	-3.41%	-3.37%
Rainier	2,253,191	2,201,035	2,441,803	2,414,415	-2.31%	10.94%	-1.12%	7.16%
Rochester	4,664,747	4,711,331	4,810,874	4,977,474	1.00%	2.11%	3.46%	6.70%
Tenino	2,716,209	2,718,043	2,762,635	2,729,884	0.07%	1.64%	-1.19%	0.50%
Tumwater	21,067,530	22,203,600	22,978,216	23,894,362	5.39%	3.49%	3.99%	13.42%
Yelm	10,174,433	10,647,174	11,127,734	11,500,551	4.65%	4.51%	3.35%	13.03%
State Schools	61,256,298	62,921,582	59,721,417	60,212,230	2.72%	-5.09%	0.82%	-1.70%
Total	183,339,981	188,950,032	188,605,161	189,518,347	3.06%	-0.18%	0.48%	3.37%
Other Districts:								
Tanglewilde Park & Rec	55,922	51,593	-	60,600	-7.74%	-100.00%	100.00%	8.37%
Timberland Library	9,687,175	9,838,725	9,878,332	10,500,607	1.56%	0.40%	6.30%	8.40%
Port of Olympia	4,671,007	4,738,837	4,864,179	4,943,582	1.45%	2.65%	1.63%	5.84%
PUD	239,840	246,146	250,093	255,599	2.63%	1.60%	2.20%	6.57%
Cemetery Dist. 1	54,074	55,066	55,910	56,915	1.83%	1.53%	1.80%	5.25%
Cemetery Dist. 2	135,533	139,332	142,652	147,617	2.80%	2.38%	3.48%	8.92%
Thurston County	33,017,023	33,889,737	34,447,017	35,165,586	2.64%	1.64%	2.09%	6.51%
Thurston County Roads	19,537,633	19,928,933	20,304,912	20,661,714	2.00%	1.89%	1.76%	5.75%
Medic One	9,134,071	9,378,600	9,538,134	9,738,937	2.68%	1.70%	2.11%	6.62%
Conservation Futures	1,155,259	1,186,187	1,205,213	1,231,745	2.68%	1.60%	2.20%	6.62%
Total	77,687,537	79,453,156	80,686,441	82,762,902	2.27%	1.55%	2.57%	6.53%
Grand Totals	314,557,404	323,842,783	324,062,137	328,833,444	2.95%	0.07%	1.47%	4.54%

(a) Includes regular and voter approved (excess) levies.

**Where Tax Dollars Go
(2014 Tax Dollar Distribution)**





THURSTON COUNTY

Certified Values For Tax Year 2014

	A	B *	C	D	B + C *
Taxing District	New Construction & Added Improvement	Real & Personal	Timber Value	State Assessed Utilities	Total Certified
CEMETERY DISTRICT #1					
Levy: CEMETERY I-ROCHESTER	\$7,559,750	\$951,522,160	\$0	\$16,105,038	\$951,522,160
CEMETERY DISTRICT #2					
Levy: CEMETERY II-YELM	\$30,406,091	\$1,660,827,670	\$0	\$38,099,253	\$1,660,827,670
CENTRALIA S.D. #401L					
Levy: CENTRALIA S.D. 401L M&O	\$14,200	\$42,836,303	\$2,345,780	\$9,686,670	\$45,182,083
CITY OF LACEY					
Levy: CITY OF LACEY 2001 FIRE SAFETY BOND	\$70,161,929	\$4,297,046,021	\$0	\$57,625,915	\$4,297,046,021
Levy: CITY OF LACEY 2003/06 PARK IMP BOND	\$70,161,929	\$4,297,046,021	\$0	\$57,625,915	\$4,297,046,021
Levy: CITY OF LACEY GEN EXP	\$70,161,929	\$4,339,111,925	\$0	\$57,625,915	\$4,339,111,925
CITY OF OLYMPIA					
Levy: CITY OF OLY BOND 2009	\$72,174,035	\$5,275,437,423	\$0	\$92,793,788	\$5,275,437,423
Levy: CITY OF OLY GEN EXP	\$72,174,035	\$5,313,341,232	\$0	\$92,793,788	\$5,313,341,232
CITY OF RAINIER					
Levy: CITY OF RAINIER GEN EXP	\$1,884,580	\$117,154,010	\$0	\$3,684,989	\$117,154,010
CITY OF TENINO					
Levy: CITY OF TENINO GEN EXP	\$114,300	\$93,684,838	\$0	\$3,588,419	\$93,684,838
CITY OF TUMWATER					
Levy: CITY OF TUM BOND	\$32,395,986	\$2,215,072,252	\$59,445	\$34,478,125	\$2,215,131,697
Levy: CITY OF TUM GEN EXP	\$32,395,986	\$2,228,063,282	\$0	\$34,478,125	\$2,228,063,282
CITY OF YELM					
Levy: CITY OF YELM GEN EXP	\$23,728,370	\$629,530,100	\$0	\$16,203,450	\$629,530,100

	A	B *	C	D	B + C *
Taxing District	New Construction & Added Improvment	Real & Personal	Timber Value	State Assessed Utilities	Total Certified
CONSERVATION FUTURES					
Levy: CONSERVATION FUTURES	\$301,466,799	\$25,260,667,503	\$0	\$453,598,456	\$25,260,667,503
COUNTY ROAD					
Levy: ROAD DISTRICT	\$100,999,599	\$12,518,263,339	\$0	\$243,431,427	\$12,518,263,339
FIRE DISTRICT #01					
Levy: F.D.#01 2007 BOND 15 YR	\$5,025,550	\$789,637,166	\$1,598,563	\$15,430,472	\$791,235,729
Levy: F.D.#01 EXP-ROCH/GRD MND	\$5,025,550	\$808,321,070	\$0	\$15,430,472	\$808,321,070
FIRE DISTRICT #02					
Levy: YELM FIRE DISTRICT NO. 2	\$5,234,935	\$704,622,352	\$0	\$18,890,334	\$704,622,352
FIRE DISTRICT #03					
Levy: F.D.#03 BOND 20 YR (2000)	\$33,851,632	\$3,461,019,363	\$176,373	\$57,823,494	\$3,461,195,736
Levy: F.D.#03 EXPENSE-LACEY	\$103,961,386	\$7,753,806,610	\$0	\$115,037,411	\$7,753,806,610
FIRE DISTRICT #04					
Levy: F.D.#04 EXPENSE-RAINIER	\$7,822,603	\$416,537,060	\$0	\$16,256,157	\$416,537,060
FIRE DISTRICT #05					
Levy: F.D.#05 2004 BOND 20 YEARS	\$4,957,886	\$660,915,763	\$400,886	\$14,254,830	\$661,316,649
Levy: F.D.#05 EXP-BLACK LAKE	\$2,021,050	\$464,256,895	\$0	\$10,892,376	\$464,256,895
Levy: F.D.#05 EXP-NON VOTED GO NOTES	\$4,826,686	\$661,270,100	\$0	\$14,220,260	\$661,270,100
FIRE DISTRICT #06					
Levy: F.D.#06 EXP-EAST OLYMPIA	\$11,252,878	\$1,270,801,976	\$0	\$31,425,362	\$1,270,801,976
FIRE DISTRICT #07					
Levy: F.D.#07 EXP-NORTH OLY	\$5,127,045	\$537,036,950	\$0	\$2,801,308	\$537,036,950
FIRE DISTRICT #08					
Levy: F.D.#08 EXP-SOUTH BAY	\$4,861,950	\$926,593,318	\$0	\$10,698,107	\$926,593,318

	A	B *	C	D	B + C *
Taxing District	New Construction & Added Improvement	Real & Personal	Timber Value	State Assessed Utilities	Total Certified
FIRE DISTRICT #09					
Levy: F.D.#09 2005 BOND 20 YEARS	\$7,813,950	\$1,315,404,423	\$12,693,672	\$19,253,506	\$1,328,098,095
Levy: F.D.#09 EXP-MCLANE	\$7,220,050	\$1,275,565,556	\$0	\$17,005,869	\$1,275,565,556
Levy: F.D.#09 EXP-NON VOTED GO BOND	\$7,813,950	\$1,307,205,550	\$0	\$19,111,830	\$1,307,205,550
FIRE DISTRICT #11					
Levy: F.D.#11 BOND 2005	\$5,308,289	\$810,449,022	\$13,240,278	\$22,610,762	\$823,689,300
Levy: F.D.#11 EXP-LITTLEROCK	\$5,308,289	\$815,551,859	\$0	\$22,411,697	\$815,551,859
FIRE DISTRICT #12					
Levy: F.D.#12 EXP-TENINO	\$3,828,453	\$353,944,232	\$0	\$16,568,165	\$353,944,232
FIRE DISTRICT #13					
Levy: F.D.#13 BOND 20 YEAR	\$4,863,008	\$728,505,499	\$1,389,091	\$4,118,747	\$729,894,590
Levy: F.D.#13 EXP-GRIFFIN	\$4,863,008	\$737,465,234	\$0	\$4,118,747	\$737,465,234
FIRE DISTRICT #15					
Levy: F.D.#15 EXP-MUNN LAKE	\$5,257,950	\$152,372,626	\$0	\$1,534,140	\$152,372,626
FIRE DISTRICT #16					
Levy: F.D.#16 EXP-GIBSON VLY	\$14,200	\$42,797,533	\$0	\$8,985,734	\$42,797,533
FIRE DISTRICT #17					
Levy: F.D.#17 BOND	\$901,986	\$241,406,801	\$385,111	\$1,336,183	\$241,791,912
Levy: F.D.#17 EXP-BALD HILLS	\$901,986	\$247,479,515	\$0	\$1,336,183	\$247,479,515
GRIFFIN S.D. #324					
Levy: GRIFFIN S.D. 324 BOND	\$5,518,008	\$891,456,254	\$5,932,491	\$7,427,179	\$897,388,745
Levy: GRIFFIN S.D. 324 CAPITAL PROJECTS	\$5,518,008	\$891,456,254	\$5,932,491	\$7,427,179	\$897,388,745
Levy: GRIFFIN S.D. 324 M&O	\$5,518,008	\$891,456,254	\$2,966,246	\$7,427,179	\$894,422,500
MEDIC ONE					
Levy: MEDIC 1 EXP	\$301,466,799	\$25,260,667,503	\$0	\$453,598,456	\$25,260,667,503

	A	B *	C	D	B + C *
Taxing District	New Construction & Added Improvment	Real & Personal	Timber Value	State Assessed Utilities	Total Certified
NORTH THURSTON S.D. #3					
Levy: N.THUR. S.D. 3 BOND	\$98,562,439	\$8,886,029,258	\$1,592,736	\$130,843,596	\$8,887,621,994
Levy: N.THUR. S.D. 3 M&O	\$98,562,439	\$8,886,029,258	\$832,886	\$130,843,596	\$8,886,862,144
OLYMPIA S.D. #111					
Levy: OLY S.D. 111 BOND	\$92,759,980	\$7,018,724,994	\$10,744,515	\$108,816,256	\$7,029,469,509
Levy: OLY S.D. 111 CAPITAL PROJECTS	\$94,238,980	\$7,040,847,163	\$10,744,515	\$108,840,500	\$7,051,591,678
Levy: OLY S.D. 111 M&O	\$94,238,980	\$7,040,847,163	\$5,372,257	\$108,840,500	\$7,046,219,420
PORT OF OLYMPIA					
Levy: PORT OF OLY GEN EXP	\$301,466,799	\$25,260,667,503	\$0	\$453,598,456	\$25,260,667,503
PUD #1					
Levy: P.U.D. #1	\$301,466,799	\$25,260,667,503	\$0	\$453,598,456	\$25,260,667,503
RAINIER S.D. #307					
Levy: RAINIER S.D. 307 BOND	\$7,224,603	\$402,206,848	\$10,536,854	\$17,449,253	\$412,743,702
Levy: RAINIER S.D. 307 M&O	\$7,224,603	\$402,206,848	\$5,268,427	\$17,449,253	\$407,475,275
ROCHESTER S.D. #401					
Levy: ROCHESTER S.D. 401 BOND	\$5,303,750	\$905,099,080	\$15,388,561	\$16,703,584	\$920,487,641
Levy: ROCHESTER S.D. 401 M&O	\$5,303,750	\$905,099,080	\$7,694,280	\$16,703,584	\$912,793,360
SE THURSTON FA					
Levy: S.E. THURSTON FIRE AUTHORITY	\$36,785,908	\$1,750,689,512	\$0	\$51,349,941	\$1,750,689,512
STATE OF WASHINGTON					
Levy: STATE OF WASHINGTON	\$301,466,799	\$25,251,532,307	\$0	\$453,598,456	\$25,251,532,307
TANGLEWILDE PARK					
Levy: TANGLEWILDE PARK DISTRICT	\$28,300	\$101,086,623	\$0	\$909,857	\$101,086,623
TENINO S.D. #402					
Levy: TENINO S.D. 402 M&O	\$5,719,942	\$790,502,445	\$10,246,772	\$41,382,263	\$800,749,217

	A	B *	C	D	B + C *
Taxing District	New Construction & Added Improvment	Real & Personal	Timber Value	State Assessed Utilities	Total Certified
THURSTON COUNTY					
Levy: CURRENT EXPENSE	\$301,466,799	\$25,260,667,503	\$0	\$453,598,456	\$25,260,667,503
TIMBERLAND LIBRARY					
Levy: TIMBERLAND RGNL LIBR	\$301,466,799	\$25,260,667,503	\$0	\$453,598,456	\$25,260,667,503
TOWN OF BUCODA					
Levy: TOWN OF BUCODA GEN EXP	\$8,000	\$21,518,777	\$0	\$1,792,343	\$21,518,777
TUMWATER S.D. #33					
Levy: TUMWATER S.D. 33 BOND	\$54,882,586	\$4,104,694,580	\$15,902,773	\$81,088,584	\$4,120,597,353
Levy: TUMWATER S.D. 33 M&O	\$53,403,586	\$4,082,572,411	\$7,951,387	\$81,064,340	\$4,090,523,798
W THURSTON RFA					
Levy: WEST THURSTON REGIONAL FIRE AUTHORITY	\$10,333,839	\$1,623,872,929	\$0	\$37,842,169	\$1,623,872,929
YELM S.D. #2					
Levy: YELM S.D. 2 BOND	\$31,481,291	\$1,922,836,723	\$28,169,515	\$40,201,071	\$1,951,006,238
Levy: YELM S.D. 2 M&O	\$31,481,291	\$1,922,836,723	\$16,220,098	\$40,201,071	\$1,939,056,821

(End of Report)

**ASSESSED VALUES, LEVY RATES TAXES
FOR TAX YEAR 2014**

"Regular Value" includes values of property subject to regular (non-voter approved) levies and "Excess Value" includes values subject to excess (voter approved) levies. Values have been adjusted for all exemptions including senior citizens/disabled persons.

District / Levy	Regular Value	Excess Value	Timber Value	Rate	Real & Pers. Tax	Timber Tax	Total Tax
CEMETERY DISTRICT #1							
CEMETERY I-ROCHESTER	\$951,522,160			\$0.059814340004	\$56,914.67	\$0.00	\$56,914.67
Totals for CEMETERY DISTRICT #1				\$0.059814340004	\$56,914.67	\$0.00	\$56,914.67
CEMETERY DISTRICT #2							
CEMETERY II-YELM	\$1,660,827,670			\$0.088881497260	\$147,616.85	\$0.00	\$147,616.85
Totals for CEMETERY DISTRICT #2				\$0.088881497260	\$147,616.85	\$0.00	\$147,616.85
CENTRALIA S.D. #401L							
CENTRALIA S.D. 401L M&O		\$42,836,303	\$2,345,780	\$3.017280739306	\$129,249.15	\$7,077.88	\$136,327.03
Totals for CENTRALIA S.D. #401L				\$3.017280739306	\$129,249.15	\$7,077.88	\$136,327.03
CITY OF LACEY							
CITY OF LACEY 2001 FIRE SAFETY		\$4,297,046,021		\$0.103123401014	\$443,126.00	\$0.00	\$443,126.00
CITY OF LACEY 2003/06 PARK IMP		\$4,297,046,021		\$0.161785560732	\$695,200.00	\$0.00	\$695,200.00
CITY OF LACEY GEN EXP	\$4,339,111,925			\$1.275374799188	\$5,533,994.00	\$0.00	\$5,533,994.00
Totals for CITY OF LACEY				\$1.540283760934	\$6,672,320.00	\$0.00	\$6,672,320.00
CITY OF OLYMPIA							
CITY OF OLY BOND 2009		\$5,275,437,423		\$0.230294268055	\$1,214,903.00	\$0.00	\$1,214,903.00
CITY OF OLY GEN EXP	\$5,313,341,232			\$2.483945589738	\$13,198,050.52	\$0.00	\$13,198,050.52
Totals for CITY OF OLYMPIA				\$2.714239857793	\$14,412,953.52	\$0.00	\$14,412,953.52
CITY OF RAINIER							
CITY OF RAINIER GEN EXP	\$117,154,010			\$1.684310000000	\$197,323.67	\$0.00	\$197,323.67
Totals for CITY OF RAINIER				\$1.684310000000	\$197,323.67	\$0.00	\$197,323.67

District / Levy	Regular Value	Excess Value	Timber Value	Rate	Real & Pers. Tax	Timber Tax	Total Tax
CITY OF TENINO							
CITY OF TENINO GEN EXP	\$93,684,838			\$2.721584361388	\$254,971.19	\$0.00	\$254,971.19
Totals for CITY OF TENINO				\$2.721584361388	\$254,971.19	\$0.00	\$254,971.19
CITY OF TUMWATER							
CITY OF TUM BOND		\$2,215,072,252	\$59,445	\$0.103831298298	\$229,993.83	\$6.17	\$230,000.00
CITY OF TUM GEN EXP	\$2,228,063,282			\$3.099722725919	\$6,906,378.39	\$0.00	\$6,906,378.39
Totals for CITY OF TUMWATER				\$3.203554024217	\$7,136,372.22	\$6.17	\$7,136,378.39
CITY OF YELM							
CITY OF YELM GEN EXP	\$629,530,100			\$1.665241646110	\$1,048,319.74	\$0.00	\$1,048,319.74
Totals for CITY OF YELM				\$1.665241646110	\$1,048,319.74	\$0.00	\$1,048,319.74
CONSERVATION FUTURES							
CONSERVATION FUTURES	\$25,260,667,503			\$0.048761395947	\$1,231,745.41	\$0.00	\$1,231,745.41
Totals for CONSERVATION FUTURES				\$0.048761395947	\$1,231,745.41	\$0.00	\$1,231,745.41
COUNTY ROAD							
ROAD DISTRICT	\$12,518,263,339			\$1.650525591328	\$20,661,714.00	\$0.00	\$20,661,714.00
Totals for COUNTY ROAD				\$1.650525591328	\$20,661,714.00	\$0.00	\$20,661,714.00
FIRE DISTRICT #01							
F.D.#01 2007 BOND 15 YR		\$789,637,166	\$1,598,563	\$0.483525940472	\$381,810.05	\$772.95	\$382,583.00
Totals for FIRE DISTRICT #01				\$0.483525940472	\$381,810.05	\$772.95	\$382,583.00
FIRE DISTRICT #03							
F.D.#03 BOND 20 YR (2000)		\$3,461,019,363	\$176,373	\$0.133462547407	\$461,916.46	\$23.54	\$461,940.00
F.D.#03 EXPENSE-LACEY	\$7,753,806,610			\$1.393529941289	\$10,805,161.67	\$0.00	\$10,805,161.67
Totals for FIRE DISTRICT #03				\$1.526992488696	\$11,267,078.13	\$23.54	\$11,267,101.67

District / Levy	Regular Value	Excess Value	Timber Value	Rate	Real & Pers. Tax	Timber Tax	Total Tax
FIRE DISTRICT #05							
F.D.#05 2004 BOND 20 YEARS		\$660,915,763	\$400,886	\$0.364159892790	\$240,679.01	\$145.99	\$240,825.00
F.D.#05 EXP-BLACK LAKE	\$464,256,895			\$1.460550159458	\$678,070.48	\$0.00	\$678,070.48
F.D.#05 EXP-NON VOTED GO NOTE	\$661,270,100			\$0.039449840542	\$26,087.00	\$0.00	\$26,087.00
Totals for FIRE DISTRICT #05				\$1.864159892790	\$944,836.49	\$145.99	\$944,982.48
FIRE DISTRICT #06							
F.D.#06 EXP-EAST OLYMPIA	\$1,270,801,976			\$1.500000000000	\$1,906,202.96	\$0.00	\$1,906,202.96
Totals for FIRE DISTRICT #06				\$1.500000000000	\$1,906,202.96	\$0.00	\$1,906,202.96
FIRE DISTRICT #07							
F.D.#07 EXP-NORTH OLY	\$537,036,950			\$1.333505655430	\$716,141.81	\$0.00	\$716,141.81
Totals for FIRE DISTRICT #07				\$1.333505655430	\$716,141.81	\$0.00	\$716,141.81
FIRE DISTRICT #08							
F.D.#08 EXP-SOUTH BAY	\$926,593,318			\$1.500000000000	\$1,389,889.98	\$0.00	\$1,389,889.98
Totals for FIRE DISTRICT #08				\$1.500000000000	\$1,389,889.98	\$0.00	\$1,389,889.98
FIRE DISTRICT #09							
F.D.#09 2005 BOND 20 YEARS		\$1,315,404,423	\$12,693,672	\$0.310385958350	\$408,283.06	\$3,939.94	\$412,223.00
F.D.#09 EXP-MCLANE	\$1,275,565,556			\$1.374281439518	\$1,752,986.07	\$0.00	\$1,752,986.07
F.D.#09 EXP-NON VOTED GO BOND	\$1,307,205,550			\$0.125718560482	\$164,340.00	\$0.00	\$164,340.00
Totals for FIRE DISTRICT #09				\$1.810385958350	\$2,325,609.13	\$3,939.94	\$2,329,549.07
FIRE DISTRICT #11							
F.D.#11 BOND 2005		\$810,449,022	\$13,240,278	\$0.327557223337	\$265,468.43	\$4,336.95	\$269,805.38
Totals for FIRE DISTRICT #11				\$0.327557223337	\$265,468.43	\$4,336.95	\$269,805.38

District / Levy	Regular Value	Excess Value	Timber Value	Rate	Real & Pers. Tax	Timber Tax	Total Tax
FIRE DISTRICT #12							
F.D.#12 EXP-TENINO	\$353,944,232			\$1.500000000000	\$530,916.35	\$0.00	\$530,916.35
Totals for FIRE DISTRICT #12				\$1.500000000000	\$530,916.35	\$0.00	\$530,916.35
FIRE DISTRICT #13							
F.D.#13 BOND 20 YEAR		\$728,505,499	\$1,389,091	\$0.321964298982	\$234,552.76	\$447.24	\$235,000.00
F.D.#13 EXP-GRIFFIN	\$737,465,234			\$1.441766758594	\$1,063,252.86	\$0.00	\$1,063,252.86
Totals for FIRE DISTRICT #13				\$1.763731057576	\$1,297,805.62	\$447.24	\$1,298,252.86
FIRE DISTRICT #15							
F.D.#15 EXP-MUNN LAKE	\$152,372,626			\$1.500000000000	\$228,558.94	\$0.00	\$228,558.94
Totals for FIRE DISTRICT #15				\$1.500000000000	\$228,558.94	\$0.00	\$228,558.94
FIRE DISTRICT #16							
F.D.#16 EXP-GIBSON VLY	\$42,797,533			\$0.997721060230	\$42,700.00	\$0.00	\$42,700.00
Totals for FIRE DISTRICT #16				\$0.997721060230	\$42,700.00	\$0.00	\$42,700.00
FIRE DISTRICT #17							
F.D.#17 BOND		\$241,406,801	\$385,111	\$0.154678457566	\$37,340.43	\$59.57	\$37,400.00
F.D.#17 EXP-BALD HILLS	\$247,479,515			\$1.500000000000	\$371,219.27	\$0.00	\$371,219.27
Totals for FIRE DISTRICT #17				\$1.654678457566	\$408,559.70	\$59.57	\$408,619.27
GRIFFIN S.D. #324							
GRIFFIN S.D. 324 BOND		\$891,456,254	\$5,932,491	\$1.359500001307	\$1,211,934.78	\$8,065.22	\$1,220,000.00
GRIFFIN S.D. 324 CAPITAL PROJEC		\$891,456,254	\$5,932,491	\$0.612889344851	\$546,364.04	\$3,635.96	\$550,000.00
GRIFFIN S.D. 324 M&O		\$891,456,254	\$2,966,246	\$2.495532033239	\$2,224,657.64	\$7,402.36	\$2,232,060.00
Totals for GRIFFIN S.D. #324				\$4.467921379397	\$3,982,956.46	\$19,103.54	\$4,002,060.00

District / Levy	Regular Value	Excess Value	Timber Value	Rate	Real & Pers. Tax	Timber Tax	Total Tax
MEDIC ONE							
MEDIC 1 EXP	\$25,260,667,503			\$0.385537608966	\$9,738,937.35	\$0.00	\$9,738,937.35
Totals for MEDIC ONE				\$0.385537608966	\$9,738,937.35	\$0.00	\$9,738,937.35
NORTH THURSTON S.D. #3							
N.THUR. S.D. 3 BOND		\$8,886,029,258	\$1,592,736	\$1.350192437088	\$11,997,849.50	\$2,150.50	\$12,000,000.00
N.THUR. S.D. 3 M&O		\$8,886,029,258	\$832,886	\$3.490968452903	\$31,020,847.81	\$2,907.58	\$31,023,755.39
Totals for NORTH THURSTON S.D. #3				\$4.841160889991	\$43,018,697.31	\$5,058.08	\$43,023,755.39
OLYMPIA S.D. #111							
OLY S.D. 111 BOND		\$7,018,724,994	\$10,744,515	\$1.809108778937	\$12,697,637.00	\$19,438.00	\$12,717,075.00
OLY S.D. 111 CAPITAL PROJECTS		\$7,040,847,163	\$10,744,515	\$0.333937089317	\$2,351,200.01	\$3,587.99	\$2,354,788.00
OLY S.D. 111 M&O		\$7,040,847,163	\$5,372,257	\$3.069189122697	\$21,609,691.53	\$16,488.47	\$21,626,180.00
Totals for OLYMPIA S.D. #111				\$5.212234990951	\$36,658,528.54	\$39,514.46	\$36,698,043.00
PORT OF OLYMPIA							
PORT OF OLY GEN EXP	\$25,260,667,503			\$0.195702738236	\$4,943,581.80	\$0.00	\$4,943,581.80
Totals for PORT OF OLYMPIA				\$0.195702738236	\$4,943,581.80	\$0.00	\$4,943,581.80
PUD #1							
P.U.D. #1	\$25,260,667,503			\$0.010118464208	\$255,599.16	\$0.00	\$255,599.16
Totals for PUD #1				\$0.010118464208	\$255,599.16	\$0.00	\$255,599.16
RAINIER S.D. #307							
RAINIER S.D. 307 BOND		\$402,206,848	\$10,536,854	\$1.960054135484	\$788,347.20	\$20,652.80	\$809,000.00
RAINIER S.D. 307 M&O		\$402,206,848	\$5,268,427	\$4.042863705043	\$1,626,067.47	\$21,299.53	\$1,647,367.00
Totals for RAINIER S.D. #307				\$6.002917840527	\$2,414,414.67	\$41,952.33	\$2,456,367.00

District / Levy	Regular Value	Excess Value	Timber Value	Rate	Real & Pers. Tax	Timber Tax	Total Tax
ROCHESTER S.D. #401							
ROCHESTER S.D. 401 BOND		\$905,099,080	\$15,388,561	\$1.580479357008	\$1,430,490.41	\$24,321.30	\$1,454,811.71
ROCHESTER S.D. 401 M&O		\$905,099,080	\$7,694,280	\$3.918890033758	\$3,546,983.76	\$30,153.04	\$3,577,136.80
Totals for ROCHESTER S.D. #401				\$5.499369390766	\$4,977,474.17	\$54,474.34	\$5,031,948.51
SE THURSTON FA							
S.E. THURSTON FIRE AUTHORITY	\$1,750,689,512			\$1.500000000000	\$2,626,034.27	\$0.00	\$2,626,034.27
Totals for SE THURSTON FA				\$1.500000000000	\$2,626,034.27	\$0.00	\$2,626,034.27
STATE OF WASHINGTON							
STATE OF WASHINGTON	\$25,251,532,307			\$2.384498067997	\$60,212,230.00	\$0.00	\$60,212,230.00
Totals for STATE OF WASHINGTON				\$2.384498067997	\$60,212,230.00	\$0.00	\$60,212,230.00
TANGLEWILDE PARK							
TANGLEWILDE PARK DISTRICT	\$101,086,623			\$0.599485848884	\$60,600.00	\$0.00	\$60,600.00
Totals for TANGLEWILDE PARK				\$0.599485848884	\$60,600.00	\$0.00	\$60,600.00
TENINO S.D. #402							
TENINO S.D. 402 M&O		\$790,502,445	\$10,246,772	\$3.453353361193	\$2,729,884.28	\$35,385.72	\$2,765,270.00
Totals for TENINO S.D. #402				\$3.453353361193	\$2,729,884.28	\$35,385.72	\$2,765,270.00
THURSTON COUNTY							
CURRENT EXPENSE	\$25,260,667,503			\$1.392108342182	\$35,165,585.96	\$0.00	\$35,165,585.96
Totals for THURSTON COUNTY				\$1.392108342182	\$35,165,585.96	\$0.00	\$35,165,585.96
TIMBERLAND LIBRARY							
TIMBERLAND RGNL LIBR	\$25,260,667,503			\$0.415690000000	\$10,500,606.87	\$0.00	\$10,500,606.87
Totals for TIMBERLAND LIBRARY				\$0.415690000000	\$10,500,606.87	\$0.00	\$10,500,606.87

District / Levy	Regular Value	Excess Value	Timber Value	Rate	Real & Pers. Tax	Timber Tax	Total Tax
TOWN OF BUCODA							
TOWN OF BUCODA GEN EXP	\$21,518,777			\$2.905080525719	\$62,513.78	\$0.00	\$62,513.78
Totals for TOWN OF BUCODA				\$2.905080525719	\$62,513.78	\$0.00	\$62,513.78
TUMWATER S.D. #33							
TUMWATER S.D. 33 BOND		\$4,104,694,580	\$15,902,773	\$2.499637581066	\$10,260,248.83	\$39,751.17	\$10,300,000.00
TUMWATER S.D. 33 M&O		\$4,082,572,411	\$7,951,387	\$3.339588735966	\$13,634,112.84	\$26,554.36	\$13,660,667.20
Totals for TUMWATER S.D. #33				\$5.839226317032	\$23,894,361.67	\$66,305.53	\$23,960,667.20
W THURSTON RFA							
WEST THURSTON REGIONAL FIRE	\$1,623,872,929			\$1.500000000000	\$2,435,809.39	\$0.00	\$2,435,809.39
Totals for W THURSTON RFA				\$1.500000000000	\$2,435,809.39	\$0.00	\$2,435,809.39
YELM S.D. #2							
YELM S.D. 2 BOND		\$1,922,836,723	\$28,169,515	\$1.791789100594	\$3,445,317.88	\$50,473.83	\$3,495,791.71
YELM S.D. 2 M&O		\$1,922,836,723	\$16,220,098	\$4.189244350675	\$8,055,232.88	\$67,949.95	\$8,123,182.83
Totals for YELM S.D. #2				\$5.981033451269	\$11,500,550.76	\$118,423.78	\$11,618,974.54
Total County Value:						\$25,260,667,503.00	
Total County Tax:						\$329,230,472.48	
Average County Tax Rate:						\$13.033324334718 Per \$1000	

(End of Report)

**CONSOLIDATED TAX CODE AREAS & RATES
FOR TAX YEAR 2014**

"TCA's" (Tax Code Areas) designate a unique set of taxing districts. They appear on tax statements. The first two columns list the Tax Code Area and regular, excess and total levy rates within that TCA. The columns to the right list levy types, taxing districts and levy rates. All rates are expressed in dollars per thousand dollars of assessed value.

TCA	Regular Rate/ Excess Rate	County/State of Washington	Levy	District	Rates	
					Regular	Excess
110	\$7.316362207274	\$1.440869738129	City:	CITY OF OLYMPIA	\$2.483945589738	\$0.230294268055
	\$5.442529259006	\$2.384498067997	EMS:	MEDIC ONE	\$0.385537608966	
			Port:	PORT OF OLYMPIA	\$0.195702738236	
			Park:			
			Library:	TIMBERLAND LIBRARY	\$0.415690000000	
			Road:			
			School:	OLYMPIA S.D. #111		\$5.212234990951
			Other:	PUD #1	\$0.010118464208	
Total: \$12.758891466280						
114	\$7.316362207274	\$1.440869738129	City:	CITY OF OLYMPIA	\$2.483945589738	\$0.230294268055
	\$5.071455158046	\$2.384498067997	EMS:	MEDIC ONE	\$0.385537608966	
			Port:	PORT OF OLYMPIA	\$0.195702738236	
			Park:			
			Library:	TIMBERLAND LIBRARY	\$0.415690000000	
			Road:			
			School:	NORTH THURSTON S.D. #3		\$4.841160889991
			Other:	PUD #1	\$0.010118464208	
Total: \$12.387817365320						
118	\$7.442080767756	\$1.440869738129	City:	CITY OF OLYMPIA	\$2.483945589738	\$0.230294268055
	\$5.752915217356	\$2.384498067997	EMS:	MEDIC ONE	\$0.385537608966	
			Port:	PORT OF OLYMPIA	\$0.195702738236	
			Park:			
			Library:	TIMBERLAND LIBRARY	\$0.415690000000	
			Road:			
			School:	OLYMPIA S.D. #111		\$5.212234990951
			Fire:	FIRE DISTRICT #09	\$0.125718560482	\$0.310385958350
			Other:	PUD #1	\$0.010118464208	
Total: \$13.194995985112						
119	\$7.316362207274	\$1.440869738129	City:	CITY OF OLYMPIA	\$2.483945589738	\$0.230294268055
	\$5.752915217356	\$2.384498067997	EMS:	MEDIC ONE	\$0.385537608966	
			Port:	PORT OF OLYMPIA	\$0.195702738236	
			Park:			
			Library:	TIMBERLAND LIBRARY	\$0.415690000000	
			Road:			
			School:	OLYMPIA S.D. #111		\$5.212234990951
			Fire:	FIRE DISTRICT #09		\$0.310385958350
			Other:	PUD #1	\$0.010118464208	
Total: \$13.069277424630						

TCA	Regular Rate/ Excess Rate	County/State of Washington	Levy	District	Rates	
					Regular	Excess
121	\$7.316362207274	\$1.440869738129	City:	CITY OF OLYMPIA	\$2.483945589738	\$0.230294268055
	\$5.575991806413	\$2.384498067997	EMS:	MEDIC ONE	\$0.385537608966	
			Port:	PORT OF OLYMPIA	\$0.195702738236	
	Total: \$12.892354013687		Park:			
			Library:	TIMBERLAND LIBRARY	\$0.415690000000	
			Road:			
			School:	OLYMPIA S.D. #111		\$5.212234990951
			Fire:	FIRE DISTRICT #03		\$0.133462547407
			Other:	PUD #1	\$0.010118464208	
126	\$7.316362207274	\$1.440869738129	City:	CITY OF OLYMPIA	\$2.483945589738	\$0.230294268055
	\$6.069520585087	\$2.384498067997	EMS:	MEDIC ONE	\$0.385537608966	
			Port:	PORT OF OLYMPIA	\$0.195702738236	
	Total: \$13.385882792361		Park:			
			Library:	TIMBERLAND LIBRARY	\$0.415690000000	
			Road:			
			School:	TUMWATER S.D. #33		\$5.839226317032
			Other:	PUD #1	\$0.010118464208	
131	\$7.316362207274	\$1.440869738129	City:	CITY OF OLYMPIA	\$2.483945589738	\$0.230294268055
	\$5.204917705453	\$2.384498067997	EMS:	MEDIC ONE	\$0.385537608966	
			Port:	PORT OF OLYMPIA	\$0.195702738236	
	Total: \$12.521279912727		Park:			
			Library:	TIMBERLAND LIBRARY	\$0.415690000000	
			Road:			
			School:	NORTH THURSTON S.D. #3		\$4.841160889991
			Fire:	FIRE DISTRICT #03		\$0.133462547407
			Other:	PUD #1	\$0.010118464208	
132	\$7.982942208864	\$1.440869738129	City:			
	\$5.212234990951	\$2.384498067997	EMS:	MEDIC ONE	\$0.385537608966	
			Port:	PORT OF OLYMPIA	\$0.195702738236	
	Total: \$13.195177199815		Park:			
			Library:	TIMBERLAND LIBRARY	\$0.415690000000	
			Road:	COUNTY ROAD	\$1.650525591328	
			School:	OLYMPIA S.D. #111		\$5.212234990951
			Fire:	FIRE DISTRICT #15	\$1.500000000000	
			Other:	PUD #1	\$0.010118464208	
135	\$6.482942208864	\$1.440869738129	City:			
	\$5.212234990951	\$2.384498067997	EMS:	MEDIC ONE	\$0.385537608966	
			Port:	PORT OF OLYMPIA	\$0.195702738236	
	Total: \$11.695177199815		Park:			
			Library:	TIMBERLAND LIBRARY	\$0.415690000000	
			Road:	COUNTY ROAD	\$1.650525591328	
			School:	OLYMPIA S.D. #111		\$5.212234990951
			Other:	PUD #1	\$0.010118464208	

TCA	Regular Rate/ Excess Rate	County/State of Washington	Levy	District	Rates	
					Regular	Excess
141	\$7.876472150153	\$1.440869738129	City:			
	\$5.345697538358	\$2.384498067997	EMS:	MEDIC ONE	\$0.385537608966	
			Port:	PORT OF OLYMPIA	\$0.195702738236	
			Park:			
	Total: \$13.222169688511		Library:	TIMBERLAND LIBRARY	\$0.415690000000	
			Road:	COUNTY ROAD	\$1.650525591328	
			School:	OLYMPIA S.D. #111		\$5.212234990951
			Fire:	FIRE DISTRICT #03	\$1.393529941289	\$0.133462547407
			Other:	PUD #1	\$0.010118464208	
146	\$7.982942208864	\$1.440869738129	City:			
	\$5.212234990951	\$2.384498067997	EMS:	MEDIC ONE	\$0.385537608966	
			Port:	PORT OF OLYMPIA	\$0.195702738236	
			Park:			
	Total: \$13.195177199815		Library:	TIMBERLAND LIBRARY	\$0.415690000000	
			Road:	COUNTY ROAD	\$1.650525591328	
			School:	OLYMPIA S.D. #111		\$5.212234990951
			Fire:	FIRE DISTRICT #06	\$1.500000000000	
			Other:	PUD #1	\$0.010118464208	
150	\$7.816447864294	\$1.440869738129	City:			
	\$5.212234990951	\$2.384498067997	EMS:	MEDIC ONE	\$0.385537608966	
			Port:	PORT OF OLYMPIA	\$0.195702738236	
			Park:			
	Total: \$13.028682855245		Library:	TIMBERLAND LIBRARY	\$0.415690000000	
			Road:	COUNTY ROAD	\$1.650525591328	
			School:	OLYMPIA S.D. #111		\$5.212234990951
			Fire:	FIRE DISTRICT #07	\$1.333505655430	
			Other:	PUD #1	\$0.010118464208	
155	\$7.982942208864	\$1.440869738129	City:			
	\$5.212234990951	\$2.384498067997	EMS:	MEDIC ONE	\$0.385537608966	
			Port:	PORT OF OLYMPIA	\$0.195702738236	
			Park:			
	Total: \$13.195177199815		Library:	TIMBERLAND LIBRARY	\$0.415690000000	
			Road:	COUNTY ROAD	\$1.650525591328	
			School:	OLYMPIA S.D. #111		\$5.212234990951
			Fire:	FIRE DISTRICT #08	\$1.500000000000	
			Other:	PUD #1	\$0.010118464208	

TCA	Regular Rate/ Excess Rate	County/State of Washington	Levy	District	Rates	
					Regular	Excess
160	\$7.982942208864	\$1.440869738129	City:			
	\$5.522620949301	\$2.384498067997	EMS:	MEDIC ONE	\$0.385537608966	
			Port:	PORT OF OLYMPIA	\$0.195702738236	
			Park:			
	Total: \$13.505563158165		Library:	TIMBERLAND LIBRARY	\$0.415690000000	
			Road:	COUNTY ROAD	\$1.650525591328	
			School:	OLYMPIA S.D. #111		\$5.212234990951
			Fire:	FIRE DISTRICT #09	\$1.500000000000	\$0.310385958350
			Other:	PUD #1	\$0.010118464208	
170	\$8.086539760906	\$1.440869738129	City:	CITY OF YELM	\$1.665241646110	
	\$5.981033451269	\$2.384498067997	EMS:	MEDIC ONE	\$0.385537608966	
			Port:	PORT OF OLYMPIA	\$0.195702738236	
			Park:			
	Total: \$14.067573212175		Library:	TIMBERLAND LIBRARY	\$0.415690000000	
			Road:			
			School:	YELM S.D. #2		\$5.981033451269
			Fire:	SE THURSTON FA	\$1.500000000000	
			Other:	CEMETERY DISTRICT #2 PUD #1	\$0.088881497260 \$0.010118464208	
171	\$7.997658263646	\$1.440869738129	City:	CITY OF YELM	\$1.665241646110	
	\$6.002917840527	\$2.384498067997	EMS:	MEDIC ONE	\$0.385537608966	
			Port:	PORT OF OLYMPIA	\$0.195702738236	
			Park:			
	Total: \$14.000576104173		Library:	TIMBERLAND LIBRARY	\$0.415690000000	
			Road:			
			School:	RAINIER S.D. #307		\$6.002917840527
			Fire:	SE THURSTON FA	\$1.500000000000	
			Other:	PUD #1	\$0.010118464208	
182	\$8.071823706124	\$1.440869738129	City:			
	\$5.981033451269	\$2.384498067997	EMS:	MEDIC ONE	\$0.385537608966	
			Port:	PORT OF OLYMPIA	\$0.195702738236	
			Park:			
	Total: \$14.052857157393		Library:	TIMBERLAND LIBRARY	\$0.415690000000	
			Road:	COUNTY ROAD	\$1.650525591328	
			School:	YELM S.D. #2		\$5.981033451269
			Fire:	SE THURSTON FA	\$1.500000000000	
			Other:	CEMETERY DISTRICT #2 PUD #1	\$0.088881497260 \$0.010118464208	

TCA	Regular Rate/ Excess Rate	County/State of Washington	Levy	District	Rates	
					Regular	Excess
185	\$7.876472150153	\$1.440869738129	City:			
	\$6.114495998676	\$2.384498067997	EMS:	MEDIC ONE	\$0.385537608966	
			Port:	PORT OF OLYMPIA	\$0.195702738236	
			Park:			
	Total: \$13.990968148829		Library:	TIMBERLAND LIBRARY	\$0.415690000000	
			Road:	COUNTY ROAD	\$1.650525591328	
			School:	YELM S.D. #2		\$5.981033451269
			Fire:	FIRE DISTRICT #03	\$1.393529941289	\$0.133462547407
			Other:	PUD #1	\$0.010118464208	
211	\$8.071823706124	\$1.440869738129	City:			
	\$5.981033451269	\$2.384498067997	EMS:	MEDIC ONE	\$0.385537608966	
			Port:	PORT OF OLYMPIA	\$0.195702738236	
			Park:			
	Total: \$14.052857157393		Library:	TIMBERLAND LIBRARY	\$0.415690000000	
			Road:	COUNTY ROAD	\$1.650525591328	
			School:	YELM S.D. #2		\$5.981033451269
			Fire:	SE THURSTON FA	\$1.500000000000	
			Other:	CEMETERY DISTRICT #2 PUD #1	\$0.088881497260 \$0.010118464208	
215	\$7.982942208864	\$1.440869738129	City:			
	\$5.981033451269	\$2.384498067997	EMS:	MEDIC ONE	\$0.385537608966	
			Port:	PORT OF OLYMPIA	\$0.195702738236	
			Park:			
	Total: \$13.963975660133		Library:	TIMBERLAND LIBRARY	\$0.415690000000	
			Road:	COUNTY ROAD	\$1.650525591328	
			School:	YELM S.D. #2		\$5.981033451269
			Fire:	FIRE DISTRICT #06	\$1.500000000000	
			Other:	PUD #1	\$0.010118464208	
220	\$6.482942208864	\$1.440869738129	City:			
	\$5.981033451269	\$2.384498067997	EMS:	MEDIC ONE	\$0.385537608966	
			Port:	PORT OF OLYMPIA	\$0.195702738236	
			Park:			
	Total: \$12.463975660133		Library:	TIMBERLAND LIBRARY	\$0.415690000000	
			Road:	COUNTY ROAD	\$1.650525591328	
			School:	YELM S.D. #2		\$5.981033451269
			Other:	PUD #1	\$0.010118464208	

TCA	Regular Rate/ Excess Rate	County/State of Washington	Levy	District	Rates	
					Regular	Excess
221	\$6.571823706124	\$1.440869738129	City:			
	\$5.981033451269	\$2.384498067997	EMS:	MEDIC ONE	\$0.385537608966	
			Port:	PORT OF OLYMPIA	\$0.195702738236	
			Park:			
	Total: \$12.552857157393		Library:	TIMBERLAND LIBRARY	\$0.415690000000	
			Road:	COUNTY ROAD	\$1.650525591328	
			School:	YELM S.D. #2		\$5.981033451269
			Other:	CEMETERY DISTRICT #2 PUD #1	\$0.088881497260 \$0.010118464208	
225	\$8.071823706124	\$1.440869738129	City:			
	\$6.135711908835	\$2.384498067997	EMS:	MEDIC ONE	\$0.385537608966	
			Port:	PORT OF OLYMPIA	\$0.195702738236	
			Park:			
	Total: \$14.207535614959		Library:	TIMBERLAND LIBRARY	\$0.415690000000	
			Road:	COUNTY ROAD	\$1.650525591328	
			School:	YELM S.D. #2		\$5.981033451269
			Fire:	FIRE DISTRICT #17	\$1.500000000000	\$0.154678457566
236	\$6.482942208864	\$1.440869738129	City:			
	\$4.841160889991	\$2.384498067997	EMS:	MEDIC ONE	\$0.385537608966	
			Port:	PORT OF OLYMPIA	\$0.195702738236	
			Park:			
	Total: \$11.324103098855		Library:	TIMBERLAND LIBRARY	\$0.415690000000	
			Road:	COUNTY ROAD	\$1.650525591328	
			School:	NORTH THURSTON S.D. #3		\$4.841160889991
			Other:	PUD #1	\$0.010118464208	
239	\$7.876472150153	\$1.440869738129	City:			
	\$4.974623437398	\$2.384498067997	EMS:	MEDIC ONE	\$0.385537608966	
			Port:	PORT OF OLYMPIA	\$0.195702738236	
			Park:			
	Total: \$12.851095587551		Library:	TIMBERLAND LIBRARY	\$0.415690000000	
			Road:	COUNTY ROAD	\$1.650525591328	
			School:	NORTH THURSTON S.D. #3		\$4.841160889991
			Fire:	FIRE DISTRICT #03	\$1.393529941289	\$0.133462547407
			Other:	PUD #1	\$0.010118464208	

TCA	Regular Rate/ Excess Rate	County/State of Washington	Levy	District	Rates	
					Regular	Excess
241	\$7.501321358013	\$1.440869738129	City:	CITY OF LACEY	\$1.275374799188	\$0.264908961746
	\$5.106069851737	\$2.384498067997	EMS:	MEDIC ONE	\$0.385537608966	
			Port:	PORT OF OLYMPIA	\$0.195702738236	
			Park:			
	Total: \$12.607391209750		Library:	TIMBERLAND LIBRARY	\$0.415690000000	
			Road:			
			School:	NORTH THURSTON S.D. #3		
			Fire:	FIRE DISTRICT #03	\$1.393529941289	
241DNR	\$6.107791416724	\$1.440869738129	Other:	PUD #1	\$0.010118464208	\$0.264908961746
	\$5.106069851737	\$2.384498067997	City:	CITY OF LACEY	\$1.275374799188	
			EMS:	MEDIC ONE	\$0.385537608966	
			Port:	PORT OF OLYMPIA	\$0.195702738236	
	Total: \$11.213861268461		Park:			
			Library:	TIMBERLAND LIBRARY	\$0.415690000000	
			Road:			
			School:	NORTH THURSTON S.D. #3		
241LRFI	\$7.501321358013	\$1.440869738129	Other:	PUD #1	\$0.010118464208	\$0.264908961746
	\$5.106069851737	\$2.384498067997	City:	CITY OF LACEY	\$1.275374799188	
			EMS:	MEDIC ONE	\$0.385537608966	
			Port:	PORT OF OLYMPIA	\$0.195702738236	
	Total: \$12.607391209750		Park:			
			Library:	TIMBERLAND LIBRARY	\$0.415690000000	
			Road:			
			School:	NORTH THURSTON S.D. #3		
241LRFU	\$6.107791416724	\$1.440869738129	Fire:	FIRE DISTRICT #03	\$1.393529941289	\$0.264908961746
	\$5.106069851737	\$2.384498067997	Other:	PUD #1	\$0.010118464208	
			City:	CITY OF LACEY	\$1.275374799188	
			EMS:	MEDIC ONE	\$0.385537608966	
			Port:	PORT OF OLYMPIA	\$0.195702738236	
	Total: \$11.213861268461		Park:			
			Library:	TIMBERLAND LIBRARY	\$0.415690000000	
			Road:			
243	\$8.475957999037	\$1.440869738129	School:	NORTH THURSTON S.D. #3		\$0.264908961746
	\$4.974623437398	\$2.384498067997	Other:	PUD #1	\$0.010118464208	
			City:	CITY OF LACEY	\$1.275374799188	
			EMS:	MEDIC ONE	\$0.385537608966	
			Port:	PORT OF OLYMPIA	\$0.195702738236	
	Total: \$13.450581436435		Park:	TANGLEWILDE PARK	\$0.599485848884	
			Library:	TIMBERLAND LIBRARY	\$0.415690000000	
			Road:	COUNTY ROAD	\$1.650525591328	
			School:	NORTH THURSTON S.D. #3		\$4.841160889991
			Fire:	FIRE DISTRICT #03	\$1.393529941289	
			Other:	PUD #1	\$0.010118464208	

TCA	Regular Rate/ Excess Rate	County/State of Washington	Levy	District	Rates	
					Regular	Excess
245	\$7.501321358013	\$1.440869738129	City:	CITY OF LACEY	\$1.275374799188	\$0.264908961746
	\$5.106069851737	\$2.384498067997	EMS:	MEDIC ONE	\$0.385537608966	
			Port:	PORT OF OLYMPIA	\$0.195702738236	
			Park:			
	Total: \$12.607391209750		Library:	TIMBERLAND LIBRARY	\$0.415690000000	
			Road:			
			School:	NORTH THURSTON S.D. #3		\$4.841160889991
			Fire:	FIRE DISTRICT #03	\$1.393529941289	
			Other:	PUD #1	\$0.010118464208	
246	\$7.982942208864	\$1.440869738129	City:			
	\$4.841160889991	\$2.384498067997	EMS:	MEDIC ONE	\$0.385537608966	
			Port:	PORT OF OLYMPIA	\$0.195702738236	
	Total: \$12.824103098855		Park:			
			Library:	TIMBERLAND LIBRARY	\$0.415690000000	
			Road:	COUNTY ROAD	\$1.650525591328	
			School:	NORTH THURSTON S.D. #3		\$4.841160889991
			Fire:	FIRE DISTRICT #06	\$1.500000000000	
			Other:	PUD #1	\$0.010118464208	
250	\$7.982942208864	\$1.440869738129	City:			
	\$4.841160889991	\$2.384498067997	EMS:	MEDIC ONE	\$0.385537608966	
			Port:	PORT OF OLYMPIA	\$0.195702738236	
	Total: \$12.824103098855		Park:			
			Library:	TIMBERLAND LIBRARY	\$0.415690000000	
			Road:	COUNTY ROAD	\$1.650525591328	
			School:	NORTH THURSTON S.D. #3		\$4.841160889991
			Fire:	FIRE DISTRICT #08	\$1.500000000000	
			Other:	PUD #1	\$0.010118464208	
252	\$7.501321358013	\$1.440869738129	City:	CITY OF LACEY	\$1.275374799188	\$0.264908961746
	\$5.106069851737	\$2.384498067997	EMS:	MEDIC ONE	\$0.385537608966	
			Port:	PORT OF OLYMPIA	\$0.195702738236	
			Park:			
	Total: \$12.607391209750		Library:	TIMBERLAND LIBRARY	\$0.415690000000	
			Road:			
			School:	NORTH THURSTON S.D. #3		\$4.841160889991
			Fire:	FIRE DISTRICT #03	\$1.393529941289	
			Other:	PUD #1	\$0.010118464208	

TCA	Regular Rate/ Excess Rate	County/State of Washington	Levy	District	Rates	
					Regular	Excess
310	\$8.016726617536	\$1.440869738129	City:	CITY OF RAINIER	\$1.684310000000	
	\$6.002917840527	\$2.384498067997	EMS:	MEDIC ONE	\$0.385537608966	
			Port:	PORT OF OLYMPIA	\$0.195702738236	
			Park:			
	Total: \$14.019644458063		Library:	TIMBERLAND LIBRARY	\$0.415690000000	
			Road:			
			School:	RAINIER S.D. #307		\$6.002917840527
			Fire:	SE THURSTON FA	\$1.500000000000	
			Other:	PUD #1	\$0.010118464208	
320	\$6.482942208864	\$1.440869738129	City:			
	\$6.002917840527	\$2.384498067997	EMS:	MEDIC ONE	\$0.385537608966	
			Port:	PORT OF OLYMPIA	\$0.195702738236	
			Park:			
	Total: \$12.485860049391		Library:	TIMBERLAND LIBRARY	\$0.415690000000	
			Road:	COUNTY ROAD	\$1.650525591328	
			School:	RAINIER S.D. #307		\$6.002917840527
			Other:	PUD #1	\$0.010118464208	
322	\$6.571823706124	\$1.440869738129	City:			
	\$6.002917840527	\$2.384498067997	EMS:	MEDIC ONE	\$0.385537608966	
			Port:	PORT OF OLYMPIA	\$0.195702738236	
			Park:			
	Total: \$12.574741546651		Library:	TIMBERLAND LIBRARY	\$0.415690000000	
			Road:	COUNTY ROAD	\$1.650525591328	
			School:	RAINIER S.D. #307		\$6.002917840527
			Other:	CEMETERY DISTRICT #2	\$0.088881497260	
				PUD #1	\$0.010118464208	
325	\$7.982942208864	\$1.440869738129	City:			
	\$6.002917840527	\$2.384498067997	EMS:	MEDIC ONE	\$0.385537608966	
			Port:	PORT OF OLYMPIA	\$0.195702738236	
			Park:			
	Total: \$13.985860049391		Library:	TIMBERLAND LIBRARY	\$0.415690000000	
			Road:	COUNTY ROAD	\$1.650525591328	
			School:	RAINIER S.D. #307		\$6.002917840527
			Fire:	SE THURSTON FA	\$1.500000000000	
			Other:	PUD #1	\$0.010118464208	

TCA	Regular Rate/ Excess Rate	County/State of Washington	Levy	District	Rates	
					Regular	Excess
327	\$8.071823706124	\$1.440869738129	City:			
	\$6.002917840527	\$2.384498067997	EMS:	MEDIC ONE	\$0.385537608966	
			Port:	PORT OF OLYMPIA	\$0.195702738236	
			Park:			
	Total: \$14.074741546651		Library:	TIMBERLAND LIBRARY	\$0.415690000000	
			Road:	COUNTY ROAD	\$1.650525591328	
			School:	RAINIER S.D. #307		\$6.002917840527
			Fire:	SE THURSTON FA	\$1.500000000000	
			Other:	CEMETERY DISTRICT #2	\$0.088881497260	
				PUD #1	\$0.010118464208	
335	\$7.982942208864	\$1.440869738129	City:			
	\$6.002917840527	\$2.384498067997	EMS:	MEDIC ONE	\$0.385537608966	
			Port:	PORT OF OLYMPIA	\$0.195702738236	
			Park:			
	Total: \$13.985860049391		Library:	TIMBERLAND LIBRARY	\$0.415690000000	
			Road:	COUNTY ROAD	\$1.650525591328	
			School:	RAINIER S.D. #307		\$6.002917840527
			Fire:	SE THURSTON FA	\$1.500000000000	
			Other:	PUD #1	\$0.010118464208	
336	\$8.071823706124	\$1.440869738129	City:			
	\$6.002917840527	\$2.384498067997	EMS:	MEDIC ONE	\$0.385537608966	
			Port:	PORT OF OLYMPIA	\$0.195702738236	
			Park:			
	Total: \$14.074741546651		Library:	TIMBERLAND LIBRARY	\$0.415690000000	
			Road:	COUNTY ROAD	\$1.650525591328	
			School:	RAINIER S.D. #307		\$6.002917840527
			Fire:	SE THURSTON FA	\$1.500000000000	
			Other:	CEMETERY DISTRICT #2	\$0.088881497260	
				PUD #1	\$0.010118464208	
345	\$6.482942208864	\$1.440869738129	City:			
	\$4.467921379397	\$2.384498067997	EMS:	MEDIC ONE	\$0.385537608966	
			Port:	PORT OF OLYMPIA	\$0.195702738236	
			Park:			
	Total: \$10.950863588261		Library:	TIMBERLAND LIBRARY	\$0.415690000000	
			Road:	COUNTY ROAD	\$1.650525591328	
			School:	GRIFFIN S.D. #324		\$4.467921379397
			Other:	PUD #1	\$0.010118464208	

TCA	Regular Rate/ Excess Rate	County/State of Washington	Levy	District	Rates	
					Regular	Excess
346	\$7.924708967458	\$1.440869738129	City:			
	\$4.789885678379	\$2.384498067997	EMS:	MEDIC ONE	\$0.385537608966	
			Port:	PORT OF OLYMPIA	\$0.195702738236	
			Park:			
	Total: \$12.714594645837		Library:	TIMBERLAND LIBRARY	\$0.415690000000	
			Road:	COUNTY ROAD	\$1.650525591328	
			School:	GRIFFIN S.D. #324		\$4.467921379397
			Fire:	FIRE DISTRICT #13	\$1.441766758594	\$0.321964298982
			Other:	PUD #1	\$0.010118464208	
355	\$7.982942208864	\$1.440869738129	City:			
	\$4.778307337747	\$2.384498067997	EMS:	MEDIC ONE	\$0.385537608966	
			Port:	PORT OF OLYMPIA	\$0.195702738236	
			Park:			
	Total: \$12.761249546611		Library:	TIMBERLAND LIBRARY	\$0.415690000000	
			Road:	COUNTY ROAD	\$1.650525591328	
			School:	GRIFFIN S.D. #324		\$4.467921379397
			Fire:	FIRE DISTRICT #09	\$1.500000000000	\$0.310385958350
			Other:	PUD #1	\$0.010118464208	
438	\$7.932139343455	\$1.440869738129	City:	CITY OF TUMWATER	\$3.099722725919	\$0.103831298298
	\$6.006595091378	\$2.384498067997	EMS:	MEDIC ONE	\$0.385537608966	
			Port:	PORT OF OLYMPIA	\$0.195702738236	
			Park:			
	Total: \$13.938734434833		Library:	TIMBERLAND LIBRARY	\$0.415690000000	
			Road:			
			School:	OLYMPIA S.D. #111 TUMWATER S.D. #33		\$3.403126212014 \$2.499637581066
			Other:	PUD #1	\$0.010118464208	
440	\$7.932139343455	\$1.440869738129	City:	CITY OF TUMWATER	\$3.099722725919	\$0.103831298298
	\$5.943057615330	\$2.384498067997	EMS:	MEDIC ONE	\$0.385537608966	
			Port:	PORT OF OLYMPIA	\$0.195702738236	
			Park:			
	Total: \$13.875196958785		Library:	TIMBERLAND LIBRARY	\$0.415690000000	
			Road:			
			School:	TUMWATER S.D. #33		\$5.839226317032
			Other:	PUD #1	\$0.010118464208	
442	\$7.932139343455	\$1.440869738129	City:	CITY OF TUMWATER	\$3.099722725919	\$0.103831298298
	\$5.316066289249	\$2.384498067997	EMS:	MEDIC ONE	\$0.385537608966	
			Port:	PORT OF OLYMPIA	\$0.195702738236	
			Park:			
	Total: \$13.248205632704		Library:	TIMBERLAND LIBRARY	\$0.415690000000	
			Road:			
			School:	OLYMPIA S.D. #111		\$5.212234990951
			Other:	PUD #1	\$0.010118464208	

TCA	Regular Rate/ Excess Rate	County/State of Washington	Levy	District	Rates	
					Regular	Excess
444	\$7.932139343455	\$1.440869738129	City:	CITY OF TUMWATER	\$3.099722725919	\$0.103831298298
	\$6.307217508120	\$2.384498067997	EMS:	MEDIC ONE	\$0.385537608966	
			Port:	PORT OF OLYMPIA	\$0.195702738236	
	Total: \$14.239356851575		Park:			
			Library:	TIMBERLAND LIBRARY	\$0.415690000000	
			Road:			
			School:	TUMWATER S.D. #33		\$5.839226317032
			Fire:	FIRE DISTRICT #05		\$0.364159892790
			Other:	PUD #1	\$0.010118464208	
445	\$7.932139343455	\$1.440869738129	City:	CITY OF TUMWATER	\$3.099722725919	\$0.103831298298
	\$6.270614838667	\$2.384498067997	EMS:	MEDIC ONE	\$0.385537608966	
			Port:	PORT OF OLYMPIA	\$0.195702738236	
	Total: \$14.202754182122		Park:			
			Library:	TIMBERLAND LIBRARY	\$0.415690000000	
			Road:			
			School:	TUMWATER S.D. #33		\$5.839226317032
			Fire:	FIRE DISTRICT #11		\$0.327557223337
			Other:	PUD #1	\$0.010118464208	
447	\$7.971589183997	\$1.440869738129	City:	CITY OF TUMWATER	\$3.099722725919	\$0.103831298298
	\$6.307217508120	\$2.384498067997	EMS:	MEDIC ONE	\$0.385537608966	
			Port:	PORT OF OLYMPIA	\$0.195702738236	
	Total: \$14.278806692117		Park:			
			Library:	TIMBERLAND LIBRARY	\$0.415690000000	
			Road:			
			School:	TUMWATER S.D. #33		\$5.839226317032
			Fire:	FIRE DISTRICT #05	\$0.039449840542	\$0.364159892790
			Other:	PUD #1	\$0.010118464208	
450	\$6.482942208864	\$1.440869738129	City:			
	\$5.839226317032	\$2.384498067997	EMS:	MEDIC ONE	\$0.385537608966	
			Port:	PORT OF OLYMPIA	\$0.195702738236	
	Total: \$12.322168525896		Park:			
			Library:	TIMBERLAND LIBRARY	\$0.415690000000	
			Road:	COUNTY ROAD	\$1.650525591328	
			School:	TUMWATER S.D. #33		\$5.839226317032
			Other:	PUD #1	\$0.010118464208	

TCA	Regular Rate/ Excess Rate	County/State of Washington	Levy	District	Rates	
					Regular	Excess
451	\$7.982942208864	\$1.440869738129	City:			
	\$5.839226317032	\$2.384498067997	EMS:	MEDIC ONE	\$0.385537608966	
			Port:	PORT OF OLYMPIA	\$0.195702738236	
			Park:			
	Total: \$13.822168525896		Library:	TIMBERLAND LIBRARY	\$0.415690000000	
			Road:	COUNTY ROAD	\$1.650525591328	
			School:	TUMWATER S.D. #33		\$5.839226317032
			Fire:	FIRE DISTRICT #15	\$1.500000000000	
			Other:	PUD #1	\$0.010118464208	
455	\$7.982942208864	\$1.440869738129	City:			
	\$6.203386209822	\$2.384498067997	EMS:	MEDIC ONE	\$0.385537608966	
			Port:	PORT OF OLYMPIA	\$0.195702738236	
			Park:			
	Total: \$14.186328418686		Library:	TIMBERLAND LIBRARY	\$0.415690000000	
			Road:	COUNTY ROAD	\$1.650525591328	
			School:	TUMWATER S.D. #33		\$5.839226317032
			Fire:	FIRE DISTRICT #05	\$1.500000000000	\$0.364159892790
			Other:	PUD #1	\$0.010118464208	
458	\$7.876472150153	\$1.440869738129	City:			
	\$5.972688864439	\$2.384498067997	EMS:	MEDIC ONE	\$0.385537608966	
			Port:	PORT OF OLYMPIA	\$0.195702738236	
			Park:			
	Total: \$13.849161014592		Library:	TIMBERLAND LIBRARY	\$0.415690000000	
			Road:	COUNTY ROAD	\$1.650525591328	
			School:	TUMWATER S.D. #33		\$5.839226317032
			Fire:	FIRE DISTRICT #03	\$1.393529941289	\$0.133462547407
			Other:	PUD #1	\$0.010118464208	
465	\$7.982942208864	\$1.440869738129	City:			
	\$5.839226317032	\$2.384498067997	EMS:	MEDIC ONE	\$0.385537608966	
			Port:	PORT OF OLYMPIA	\$0.195702738236	
			Park:			
	Total: \$13.822168525896		Library:	TIMBERLAND LIBRARY	\$0.415690000000	
			Road:	COUNTY ROAD	\$1.650525591328	
			School:	TUMWATER S.D. #33		\$5.839226317032
			Fire:	FIRE DISTRICT #06	\$1.500000000000	
			Other:	PUD #1	\$0.010118464208	

TCA	Regular Rate/ Excess Rate	County/State of Washington	Levy	District	Rates	
					Regular	Excess
470	\$7.982942208864	\$1.440869738129	City:			
	\$6.149612275382	\$2.384498067997	EMS:	MEDIC ONE	\$0.385537608966	
			Port:	PORT OF OLYMPIA	\$0.195702738236	
			Park:			
	Total: \$14.132554484246		Library:	TIMBERLAND LIBRARY	\$0.415690000000	
			Road:	COUNTY ROAD	\$1.650525591328	
			School:	TUMWATER S.D. #33		\$5.839226317032
			Fire:	FIRE DISTRICT #09	\$1.500000000000	\$0.310385958350
			Other:	PUD #1	\$0.010118464208	
471	\$7.982942208864	\$1.440869738129	City:			
	\$6.166783540369	\$2.384498067997	EMS:	MEDIC ONE	\$0.385537608966	
			Port:	PORT OF OLYMPIA	\$0.195702738236	
			Park:			
	Total: \$14.149725749233		Library:	TIMBERLAND LIBRARY	\$0.415690000000	
			Road:	COUNTY ROAD	\$1.650525591328	
			School:	TUMWATER S.D. #33		\$5.839226317032
			Fire:	FIRE DISTRICT #11		\$0.327557223337
				W THURSTON RFA	\$1.500000000000	
			Other:	PUD #1	\$0.010118464208	
475	\$6.482942208864	\$1.440869738129	City:			
	\$5.499369390766	\$2.384498067997	EMS:	MEDIC ONE	\$0.385537608966	
			Port:	PORT OF OLYMPIA	\$0.195702738236	
			Park:			
	Total: \$11.982311599630		Library:	TIMBERLAND LIBRARY	\$0.415690000000	
			Road:	COUNTY ROAD	\$1.650525591328	
			School:	ROCHESTER S.D. #401		\$5.499369390766
			Other:	PUD #1	\$0.010118464208	
485	\$7.982942208864	\$1.440869738129	City:			
	\$5.826926614103	\$2.384498067997	EMS:	MEDIC ONE	\$0.385537608966	
			Port:	PORT OF OLYMPIA	\$0.195702738236	
			Park:			
	Total: \$13.809868822967		Library:	TIMBERLAND LIBRARY	\$0.415690000000	
			Road:	COUNTY ROAD	\$1.650525591328	
			School:	ROCHESTER S.D. #401		\$5.499369390766
			Fire:	FIRE DISTRICT #11		\$0.327557223337
				W THURSTON RFA	\$1.500000000000	
			Other:	PUD #1	\$0.010118464208	

TCA	Regular Rate/ Excess Rate	County/State of Washington	Levy	District	Rates	
					Regular	Excess
486	\$7.982942208864	\$1.440869738129	City:			
	\$5.499369390766	\$2.384498067997	EMS:	MEDIC ONE	\$0.385537608966	
			Port:	PORT OF OLYMPIA	\$0.195702738236	
			Park:			
	Total: \$13.482311599630		Library:	TIMBERLAND LIBRARY	\$0.415690000000	
			Road:	COUNTY ROAD	\$1.650525591328	
			School:	ROCHESTER S.D. #401		\$5.499369390766
			Fire:	FIRE DISTRICT #12	\$1.500000000000	
			Other:	PUD #1	\$0.010118464208	
487	\$8.042756548868	\$1.440869738129	City:			
	\$5.499369390766	\$2.384498067997	EMS:	MEDIC ONE	\$0.385537608966	
			Port:	PORT OF OLYMPIA	\$0.195702738236	
			Park:			
	Total: \$13.542125939634		Library:	TIMBERLAND LIBRARY	\$0.415690000000	
			Road:	COUNTY ROAD	\$1.650525591328	
			School:	ROCHESTER S.D. #401		\$5.499369390766
			Fire:	FIRE DISTRICT #12	\$1.500000000000	
			Other:	CEMETERY DISTRICT #1	\$0.059814340004	
				PUD #1	\$0.010118464208	
488	\$8.042756548868	\$1.440869738129	City:			
	\$5.826926614103	\$2.384498067997	EMS:	MEDIC ONE	\$0.385537608966	
			Port:	PORT OF OLYMPIA	\$0.195702738236	
			Park:			
	Total: \$13.869683162971		Library:	TIMBERLAND LIBRARY	\$0.415690000000	
			Road:	COUNTY ROAD	\$1.650525591328	
			School:	ROCHESTER S.D. #401		\$5.499369390766
			Fire:	FIRE DISTRICT #11		\$0.327557223337
				W THURSTON RFA	\$1.500000000000	
			Other:	CEMETERY DISTRICT #1	\$0.059814340004	
				PUD #1	\$0.010118464208	
490	\$8.042756548868	\$1.440869738129	City:			
	\$5.982895331238	\$2.384498067997	EMS:	MEDIC ONE	\$0.385537608966	
			Port:	PORT OF OLYMPIA	\$0.195702738236	
			Park:			
	Total: \$14.025651880106		Library:	TIMBERLAND LIBRARY	\$0.415690000000	
			Road:	COUNTY ROAD	\$1.650525591328	
			School:	ROCHESTER S.D. #401		\$5.499369390766
			Fire:	FIRE DISTRICT #01		\$0.483525940472
				W THURSTON RFA	\$1.500000000000	
			Other:	CEMETERY DISTRICT #1	\$0.059814340004	
				PUD #1	\$0.010118464208	

TCA	Regular Rate/ Excess Rate	County/State of Washington	Levy	District	Rates	
					Regular	Excess
495	\$6.542756548868	\$1.440869738129	City:			
	\$5.499369390766	\$2.384498067997	EMS:	MEDIC ONE	\$0.385537608966	
			Port:	PORT OF OLYMPIA	\$0.195702738236	
			Park:			
	Total: \$12.042125939634		Library:	TIMBERLAND LIBRARY	\$0.415690000000	
			Road:	COUNTY ROAD	\$1.650525591328	
			School:	ROCHESTER S.D. #401		\$5.499369390766
			Other:	CEMETERY DISTRICT #1 PUD #1	\$0.059814340004 \$0.010118464208	
497	\$7.540477609098	\$1.440869738129	City:			
	\$5.499369390766	\$2.384498067997	EMS:	MEDIC ONE	\$0.385537608966	
			Port:	PORT OF OLYMPIA	\$0.195702738236	
			Park:			
	Total: \$13.039846999864		Library:	TIMBERLAND LIBRARY	\$0.415690000000	
			Road:	COUNTY ROAD	\$1.650525591328	
			School:	ROCHESTER S.D. #401		\$5.499369390766
			Fire:	FIRE DISTRICT #16	\$0.997721060230	
510	\$7.737497143255	\$1.440869738129	City:	TOWN OF BUCODA	\$2.905080525719	
	\$3.453353361193	\$2.384498067997	EMS:	MEDIC ONE	\$0.385537608966	
			Port:	PORT OF OLYMPIA	\$0.195702738236	
			Park:			
	Total: \$11.190850504448		Library:	TIMBERLAND LIBRARY	\$0.415690000000	
			Road:			
			School:	TENINO S.D. #402		\$3.453353361193
			Other:	PUD #1	\$0.010118464208	
511	\$7.737497143255	\$1.440869738129	City:	TOWN OF BUCODA	\$2.905080525719	
	\$3.017280739306	\$2.384498067997	EMS:	MEDIC ONE	\$0.385537608966	
			Port:	PORT OF OLYMPIA	\$0.195702738236	
			Park:			
	Total: \$10.754777882561		Library:	TIMBERLAND LIBRARY	\$0.415690000000	
			Road:			
			School:	CENTRALIA S.D. #401L		\$3.017280739306
			Other:	PUD #1	\$0.010118464208	
515	\$6.482942208864	\$1.440869738129	City:			
	\$3.017280739306	\$2.384498067997	EMS:	MEDIC ONE	\$0.385537608966	
			Port:	PORT OF OLYMPIA	\$0.195702738236	
			Park:			
	Total: \$9.500222948170		Library:	TIMBERLAND LIBRARY	\$0.415690000000	
			Road:	COUNTY ROAD	\$1.650525591328	
			School:	CENTRALIA S.D. #401L		\$3.017280739306
			Other:	PUD #1	\$0.010118464208	

TCA	Regular Rate/ Excess Rate	County/State of Washington	Levy	District	Rates	
					Regular	Excess
516	\$7.480663269094	\$1.440869738129	City:			
	\$3.017280739306	\$2.384498067997	EMS:	MEDIC ONE	\$0.385537608966	
			Port:	PORT OF OLYMPIA	\$0.195702738236	
			Park:			
	Total: \$10.497944008400		Library:	TIMBERLAND LIBRARY	\$0.415690000000	
			Road:	COUNTY ROAD	\$1.650525591328	
			School:	CENTRALIA S.D. #401L		\$3.017280739306
			Fire:	FIRE DISTRICT #16	\$0.997721060230	
			Other:	PUD #1	\$0.010118464208	
530	\$7.554000978924	\$1.440869738129	City:	CITY OF TENINO	\$2.721584361388	
	\$3.453353361193	\$2.384498067997	EMS:	MEDIC ONE	\$0.385537608966	
			Port:	PORT OF OLYMPIA	\$0.195702738236	
			Park:			
	Total: \$11.007354340117		Library:	TIMBERLAND LIBRARY	\$0.415690000000	
			Road:			
			School:	TENINO S.D. #402		\$3.453353361193
			Other:	PUD #1	\$0.010118464208	
540	\$6.482942208864	\$1.440869738129	City:			
	\$3.453353361193	\$2.384498067997	EMS:	MEDIC ONE	\$0.385537608966	
			Port:	PORT OF OLYMPIA	\$0.195702738236	
			Park:			
	Total: \$9.936295570057		Library:	TIMBERLAND LIBRARY	\$0.415690000000	
			Road:	COUNTY ROAD	\$1.650525591328	
			School:	TENINO S.D. #402		\$3.453353361193
			Other:	PUD #1	\$0.010118464208	
542	\$7.480663269094	\$1.440869738129	City:			
	\$3.453353361193	\$2.384498067997	EMS:	MEDIC ONE	\$0.385537608966	
			Port:	PORT OF OLYMPIA	\$0.195702738236	
			Park:			
	Total: \$10.934016630287		Library:	TIMBERLAND LIBRARY	\$0.415690000000	
			Road:	COUNTY ROAD	\$1.650525591328	
			School:	TENINO S.D. #402		\$3.453353361193
			Fire:	FIRE DISTRICT #16	\$0.997721060230	
			Other:	PUD #1	\$0.010118464208	

TCA	Regular Rate/ Excess Rate	County/State of Washington	Levy	District	Rates	
					Regular	Excess
544	\$7.982942208864	\$1.440869738129	City:			
	\$3.936879301665	\$2.384498067997	EMS:	MEDIC ONE	\$0.385537608966	
			Port:	PORT OF OLYMPIA	\$0.195702738236	
			Park:			
	Total: \$11.919821510529		Library:	TIMBERLAND LIBRARY	\$0.415690000000	
			Road:	COUNTY ROAD	\$1.650525591328	
			School:	TENINO S.D. #402		\$3.453353361193
			Fire:	FIRE DISTRICT #01		\$0.483525940472
				W THURSTON RFA	\$1.500000000000	
			Other:	PUD #1	\$0.010118464208	
545	\$7.982942208864	\$1.440869738129	City:			
	\$3.453353361193	\$2.384498067997	EMS:	MEDIC ONE	\$0.385537608966	
			Port:	PORT OF OLYMPIA	\$0.195702738236	
			Park:			
	Total: \$11.436295570057		Library:	TIMBERLAND LIBRARY	\$0.415690000000	
			Road:	COUNTY ROAD	\$1.650525591328	
			School:	TENINO S.D. #402		\$3.453353361193
			Fire:	SE THURSTON FA	\$1.500000000000	
			Other:	PUD #1	\$0.010118464208	
555	\$7.982942208864	\$1.440869738129	City:			
	\$3.453353361193	\$2.384498067997	EMS:	MEDIC ONE	\$0.385537608966	
			Port:	PORT OF OLYMPIA	\$0.195702738236	
			Park:			
	Total: \$11.436295570057		Library:	TIMBERLAND LIBRARY	\$0.415690000000	
			Road:	COUNTY ROAD	\$1.650525591328	
			School:	TENINO S.D. #402		\$3.453353361193
			Fire:	FIRE DISTRICT #06	\$1.500000000000	
			Other:	PUD #1	\$0.010118464208	
560	\$7.982942208864	\$1.440869738129	City:			
	\$3.780910584530	\$2.384498067997	EMS:	MEDIC ONE	\$0.385537608966	
			Port:	PORT OF OLYMPIA	\$0.195702738236	
			Park:			
	Total: \$11.763852793394		Library:	TIMBERLAND LIBRARY	\$0.415690000000	
			Road:	COUNTY ROAD	\$1.650525591328	
			School:	TENINO S.D. #402		\$3.453353361193
			Fire:	FIRE DISTRICT #11		\$0.327557223337
				W THURSTON RFA	\$1.500000000000	
			Other:	PUD #1	\$0.010118464208	

TCA	Regular Rate/ Excess Rate	County/State of Washington	Levy	District	Rates	
					Regular	Excess
561	\$7.982942208864	\$1.440869738129	City:			
	\$3.453353361193	\$2.384498067997	EMS:	MEDIC ONE	\$0.385537608966	
			Port:	PORT OF OLYMPIA	\$0.195702738236	
			Park:			
	Total: \$11.436295570057		Library:	TIMBERLAND LIBRARY	\$0.415690000000	
			Road:	COUNTY ROAD	\$1.650525591328	
			School:	TENINO S.D. #402		\$3.453353361193
			Fire:	FIRE DISTRICT #12	\$1.500000000000	
			Other:	PUD #1	\$0.010118464208	
562	\$8.042756548868	\$1.440869738129	City:			
	\$3.453353361193	\$2.384498067997	EMS:	MEDIC ONE	\$0.385537608966	
			Port:	PORT OF OLYMPIA	\$0.195702738236	
			Park:			
	Total: \$11.496109910061		Library:	TIMBERLAND LIBRARY	\$0.415690000000	
			Road:	COUNTY ROAD	\$1.650525591328	
			School:	TENINO S.D. #402		\$3.453353361193
			Fire:	FIRE DISTRICT #12	\$1.500000000000	
			Other:	CEMETERY DISTRICT #1 PUD #1	\$0.059814340004 \$0.010118464208	
565	\$6.542756548868	\$1.440869738129	City:			
	\$3.453353361193	\$2.384498067997	EMS:	MEDIC ONE	\$0.385537608966	
			Port:	PORT OF OLYMPIA	\$0.195702738236	
			Park:			
	Total: \$9.996109910061		Library:	TIMBERLAND LIBRARY	\$0.415690000000	
			Road:	COUNTY ROAD	\$1.650525591328	
			School:	TENINO S.D. #402		\$3.453353361193
			Other:	CEMETERY DISTRICT #1 PUD #1	\$0.059814340004 \$0.010118464208	
567	\$8.042756548868	\$1.440869738129	City:			
	\$3.936879301665	\$2.384498067997	EMS:	MEDIC ONE	\$0.385537608966	
			Port:	PORT OF OLYMPIA	\$0.195702738236	
			Park:			
	Total: \$11.979635850533		Library:	TIMBERLAND LIBRARY	\$0.415690000000	
			Road:	COUNTY ROAD	\$1.650525591328	
			School:	TENINO S.D. #402		\$3.453353361193
			Fire:	FIRE DISTRICT #01 W THURSTON RFA	\$1.500000000000	\$0.483525940472
			Other:	CEMETERY DISTRICT #1 PUD #1	\$0.059814340004 \$0.010118464208	

(End of Report)

HOW TAX RATES ARE DETERMINED

Tax rates are expressed in dollars per thousand dollars of assessed value. The budget needs of various taxing districts influence tax rates. After districts approve their budgets and voters pass or defeat special levies, the schools, cities, fire districts, the county, libraries, the port, roads and other special districts submit their budgets to the county.

Toward the end of the calendar year, the Assessor can then calculate tax rates for each district and each tax code area. The tax rate for the individual taxing district is determined by dividing the approved district budget by the taxable assessed value of property within its district boundaries. Some rates went up for 2014 due to voted levies and lid lifts.

Example of Taxing District Tax Rate:

$$\frac{\text{City of Lacey Levy Amount } \$5,533,994.00}{\text{Lacey's Assessed Values } \$4,339,111,925} = \$1.2754 \text{ Tax Rate}/\$1,000$$

An aggregate tax rate is calculated for 79 specific regions in Thurston County known as Tax Code Areas (TCAs). The TCAs are a unique combination of taxing districts that overlap to provide services to property owners in each area.

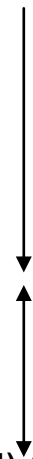
The aggregate tax rate is determined by totaling the individual tax district rates of the districts that provide service for each area. For example, TCA 241 is located in the City of Lacey. It consists of 9 different taxing districts, and has an aggregate tax rate of \$12.61 per \$1,000 of assessed value for 2014 property taxes.

Example of Aggregate Tax Rate: Tax Code 241 (Lacey)

<u>Taxing Districts for Lacey</u>	<u>Rate Per \$1,000 of Value</u>
State Schools	\$2.3845
County	\$1.4409
City of Lacey	\$1.5403
Port of Olympia	\$0.1957
Timberland Regional Library	\$0.4157
PUD #1	\$0.0101
Medic One	\$0.3855
Fire District # 3	\$1.3935
North Thurston School District	<u>\$4.8412</u>
Aggregate Tax Rate	\$12.6074

What has been happening to tax rates over time?

Tax rates over time have generally declined as assessed values have increased. Since 2001, the average property tax rate countywide has **decreased** \$1.60 or 10.5% as shown below.

Tax Year	Tax Rates Per \$1,000	(-) or + Change	Tax Rate Over Time
2001	\$15.24	(\$0.23)	
2002	\$14.83	(\$0.35)	
2003	\$14.24	(\$0.65)	
2004	\$13.79	(\$0.45)	
2005	\$13.11	(\$0.67)	
2006	\$12.12	(\$0.99)	
2007	\$11.20	(\$0.92)	
2008	\$9.75	(\$1.45)	
2009	\$9.87	\$0.12	
2010	\$10.42	\$0.55	
2011	\$11.60	\$1.18	
2012	\$12.62	\$1.02	
2013	\$13.64	\$1.02	
2014	\$13.03	(\$0.61)	(\$2.21) 14.5%

Taxable Values used to set Regular Levies by Tax Code Area (TCA)

Location	TCA	Taxable Value	Location	TCA	Taxable Value	Location	TCA	Taxable Value
Olympia	110	4,639,901,134	Lacey*	241LRFU	16,291,550	FD9	470	24,698,887
Olympia	114	605,557,194	FD3	243	101,086,623	WTRFA	471	655,415,520
Olympia/FD9Bond	118	31,639,994	Lacey	245	67,352,572	*	475	2,499,001
Olympia/FD9Bond	119	22,299,456	FD6	246	245,635,984	WTRFA	485	47,366,459
Olympia/FD3Bond	121	3,031,062	FD8	250	903,047,099	FD12	486	483,850
Olympia	126	8,223,519	Lacey/FD8Bond	252	1,152,434	FD12	487	51,473,270
Olympia/FD3Bond	131	2,688,873	Rainier/SETRFA	310	117,154,010	WTRFA	488	15,996
FD15	132	299,562	*	320	19,113,821	WTRFA	490	793,069,702
*	135	56,694,346	*	322	834,454	*	495	28,923,635
FD3	141	396,879,231	SETRFA	325	23,219,760	FD16	497	1,348,961
FD6	146	137,910,053	SETRFA	327	9,115,033	Bucoda	510	20,825,127
FD7	150	537,036,950	SETRFA	335	232,146,056	Bucoda	511	693,650
FD8	155	23,546,219	SETRFA	336	10,210,906	*	515	5,520,286
FD9	160	1,126,045,929	*	345	39,522,869	FD16	516	37,223,761
Yelm/SETRFA	170	627,721,890	FD13	346	737,465,234	Tenino	530	93,684,838
Yelm/SETRFA	171	1,808,210	FD9	355	124,820,740	*	540	47,542,734
SETRFA	182	672,287,559	Tumwater	438	22,677,109	FD16	542	4,224,811
FD3	185	247,521,816	Tumwater	440	1,887,870,989	WTRFA	544	9,038,890
SETRFA	211	41,454,213	Tumwater	442	102,959,265	SETRFA	545	15,571,875
FD6	215	59,861,075	Tumwater/FD5Bond	444	10,404,670	FD6	555	190,040,101
*	220	9,624,356	Tumwater/FD11Bond	445	7,138,044	WTRFA	560	112,753,884
*	221	51,724,100	Tumwater/FD5B&GO	447	197,013,205	FD12	561	234,816,503
FD17	225	247,479,515	*	450	57,034,876	FD12	562	67,170,609
*	236	53,206,081	FD15	451	152,073,064	*	565	3,307,509
FD3	239	2,738,762,242	FD5	455	464,256,895	WTRFA	567	6,212,478
Lacey	241	4,178,778,499	FD3	458	22,273,193			
Lacey*	241DNR	75,536,870	FD6	465	637,354,763			

***TCA with no fire district levy.**



Steven J. Drew, Assessor
Assessor's Office
2000 Lakeridge Drive SW
Olympia WA 98502-6045