

HMIS HOUSING PROJECTS DATA REPORT

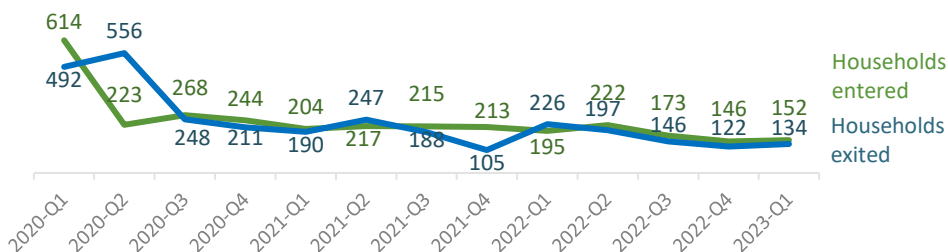
2023-Q1

Office of Housing & Homeless Prevention
Thurston County, Washington

January -
March

System Inflow & Outflow

Households that **entered** or **exited** an emergency shelter, permanent housing*, rapid rehousing, or transitional housing project, as reported in the Homeless Management Information System (HMIS).



68%

of Enrollments
were households
enrolling for the
first time YTD

2020	2021	2022
78%	72%	68%

186
DAYS

Average Length
of Stay in
Project YTD

2020	2021	2022
173	265	149

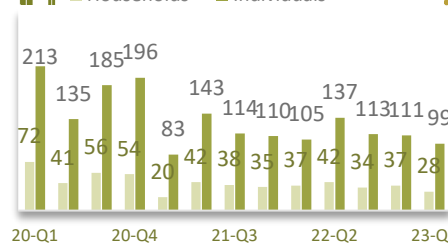
35%

of Households
exited to
Permanent
Housing* YTD

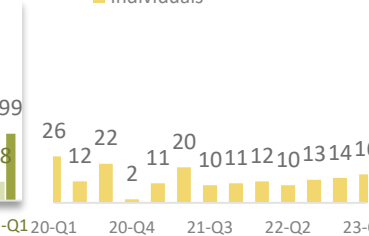
2020	2021	2022
29%	34%	31%

Enrollments by type of household

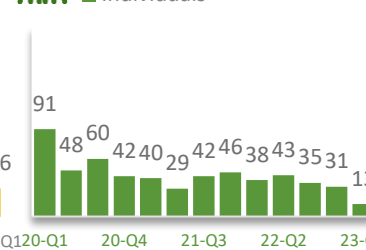
Families with Children
Households Individuals



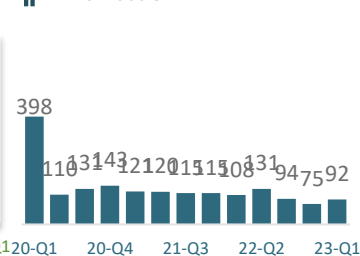
Youth & Children 0-17
Individuals



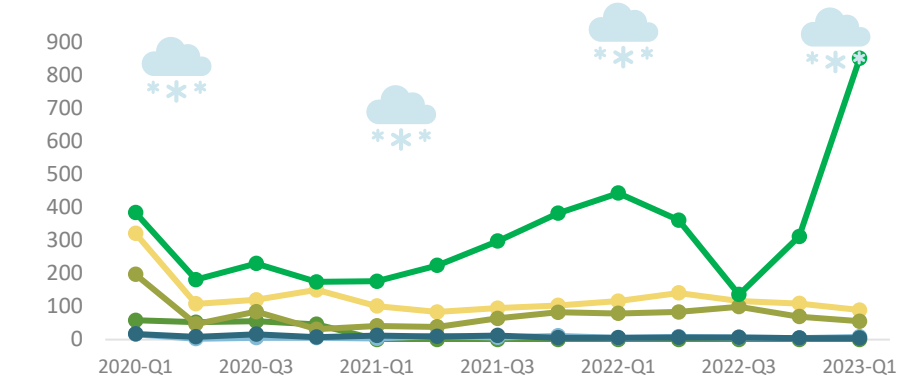
Young Adults 18-24
Individuals



Adults 25+
Individuals



Enrollments by type of project

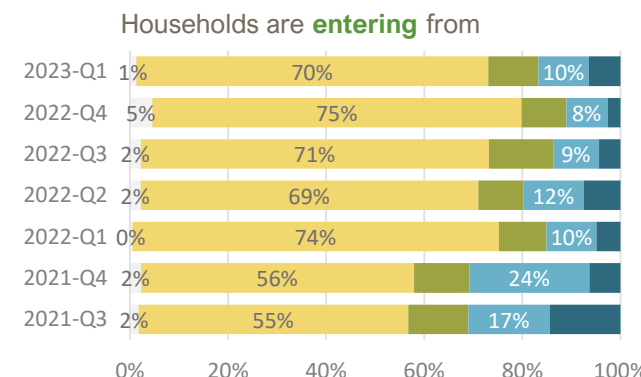


of Enrollments YTD

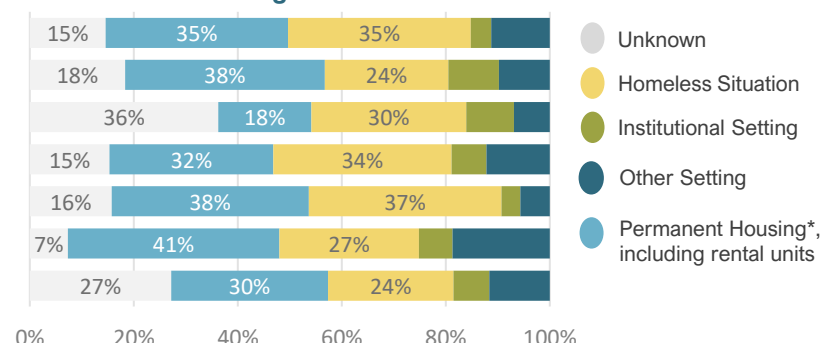
Emergency Shelter	89
Rapid Rehousing	55
Permanent Housing*	8
Transitional Housing	4
Coordinated Entry** Only	851

**This number reflects new enrollments in Coordinated Entry, and not enrollment in a shelter or housing project. This quarter a project was undertaken to create a shared CE project in HMIS. You see that reflected here by nearly every person in the CE system being entered newly into this project.

Previous Living Situations & Exit Destinations



Households are exiting to



* Permanent Housing enrollment includes all permanent housing and permanent supportive housing projects that participate in HMIS. Exits to PH include these formal projects, as well as friends and family, and any other permanent living situation.

HOUSING PROJECTS DATA REPORT

2023-Q1



TTY Relay
711 or 800-833-6388

To request this document in
an alternative format, contact
(360) 867-2500

HMIS HOUSING PROJECTS DATA REPORT

2023-Q1

Office of Housing & Homeless Prevention
Thurston County, Washington

January -
March

3%

VETERANS



9%

FLEEING
DOMESTIC
VIOLENCE



Point in Time Count
Preliminary Data Results

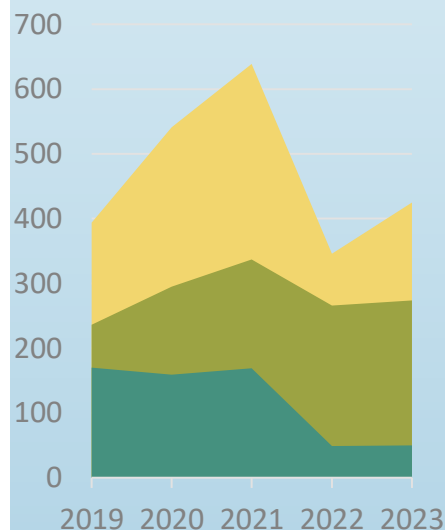
The Point in Time count is done annually to try to capture all individuals experiencing homelessness across the community. This year was on January 26th.

Unsheltered
425

Sheltered
274

Transitional
Housing
50

PIT
Total
749



50% REPORT ANY INCOME**



\$802 / Month Average Income

32% Earned Income

6% SSDI

63% TANF

35% SSI

** Adults over age 18

51% REPORT DISABILITY



43% Chronic Health

45% Physical Disability

41% Mental Health

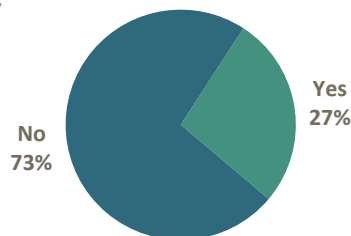
22% Substance Use

26% Developmental Disability

CLIENT DEMOGRAPHICS

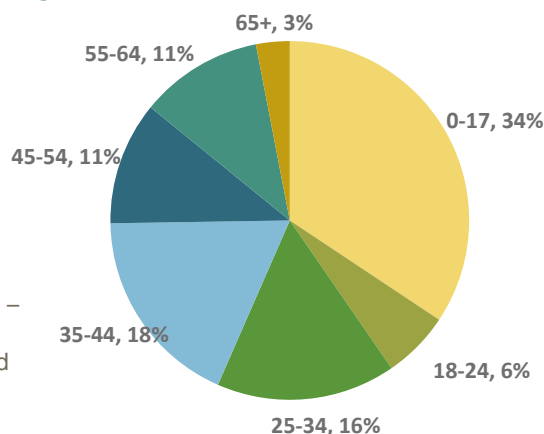
All demographic information is a year-to-date percentage of distinct individuals who have enrolled in a housing project in 2023, as reported in HMIS.

Chronically Homeless at Project Entry

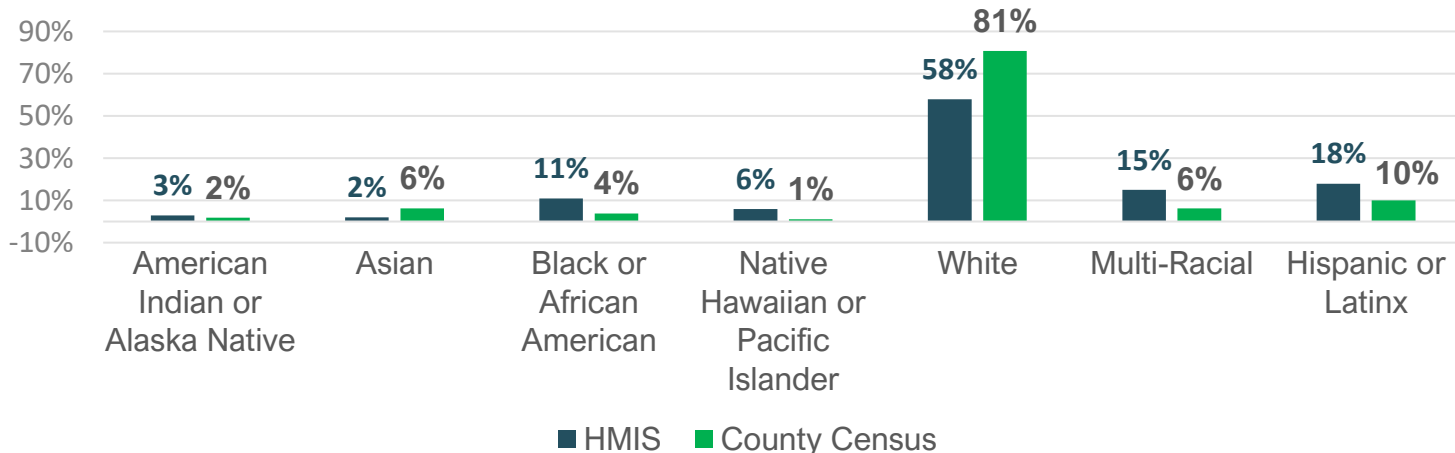


The Federal definition of “chronic homelessness” is someone who has experienced homelessness for at least a year – either 12 months or more in a row, or several shorter experiences of homelessness that add up to a year – while experiencing a disabling condition such as a serious mental illness, substance use disorder, or physical disability.

Age Tier



Race & Ethnicity



Contact Information

Keylee Marineau

Program Manager

keylee.marineau@co.thurston.wa.us

HOUSING PROJECTS DATA REPORT

2023- Q1



The Housing Projects Data Report uses HMIS data accessed through Looker queries. The report has been created by:

Arielle Benson | Program Specialist
arielle.benson@co.thurston.wa.us

Data Highlights

- There was a new HMIS Coordinated Entry project that began this quarter, causing all individuals across the CE system to be entered again. As of the writing of this report, the project was about 90% complete.
- The number of individuals reporting any income has steadily increased over the past 3 years. Currently, 50% of individuals report any income, up from 29% and those that report receiving TANF (Temporary Assistance for Needy Families) has increased from 20% to 63%.

The data included below represents only the projects from each of these agencies that enter data into HMIS. It does not represent the sum of their program activities during this time period.
2023 (January-March) totals below.

Agency Name	# of Client Program Entries (including Coordinated Entry)	# of Client Program Exits
Capital Recovery Center	63	2
Catholic Community Services	78	44
Community Youth Services	28	25
Family Support Center	96	102
Interfaith Works	16	18
Low Income Housing Institute (LIHI)	13	14
Northwest Resources II Inc – Rapid Rehousing	4	16
Olympia Mutual Aid Partners	4	4
PANZA – Quixote Village	2	4
Pierce County Aids Foundation (PCAF)	0	0
SafePlace	23	17
Thurston County Coordinated Entry	428	11
Together!	0	0

Contact Information

Keylee Marineau
Program Manager
keylee.marineau@co.thurston.wa.us

HOUSING PROJECTS DATA REPORT

2023- Q1



The Housing Projects Data Report uses HMIS data accessed through Looker queries.
The report has been created by:

Arielle Benson | Program Specialist
arielle.benson@co.thurston.wa.us