



2018 ANNUAL REPORT

Carrie Hennen


TST Program Manager
Public Health & Social Services
carrie.hennen@co.thurston.wa.us

Pamela Gant

TST Data Analyst
Public Health & Social Services
pamela.gant@co.thurston.wa.us

2018 TREATMENT SALES TAX SUMMARY

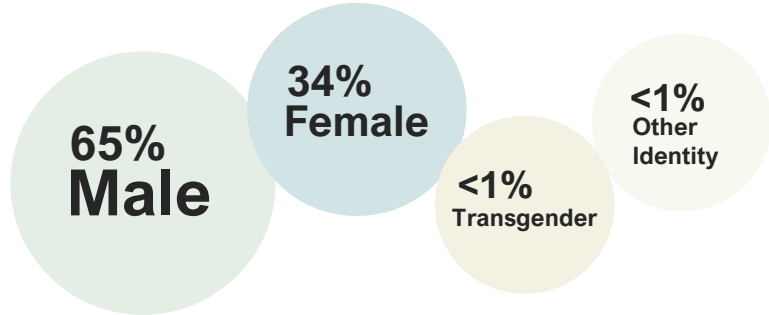
The Treatment Sales Tax (TST) is an important local funding stream that works alongside federal and state funding such as Medicaid to meet mental health and substance use needs in Thurston County, Washington. This 1/10th of 1% sales tax has been collected since 2009. Funds are spent on a variety of services including treatment courts, services at correctional facilities, community-based programs, and programs serving youth and families. Programs funded with TST aim to reduce justice involvement, emergency room use, health care costs, and public assistance.



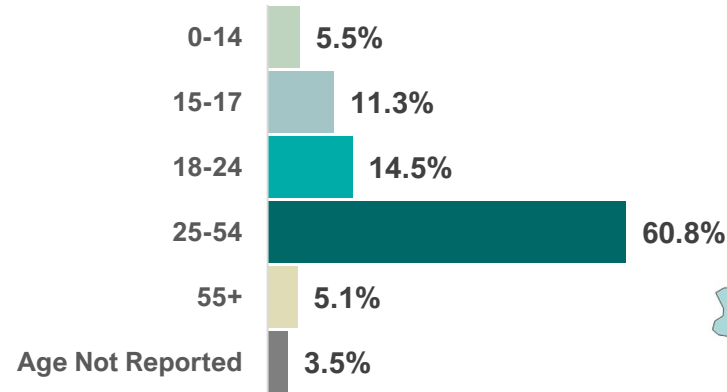
* There were 5,067 total enrollments in all TST-funded programs; however, this number served includes duplication because clients can enroll in multiple programs.

WHO WAS SERVED IN 2018?

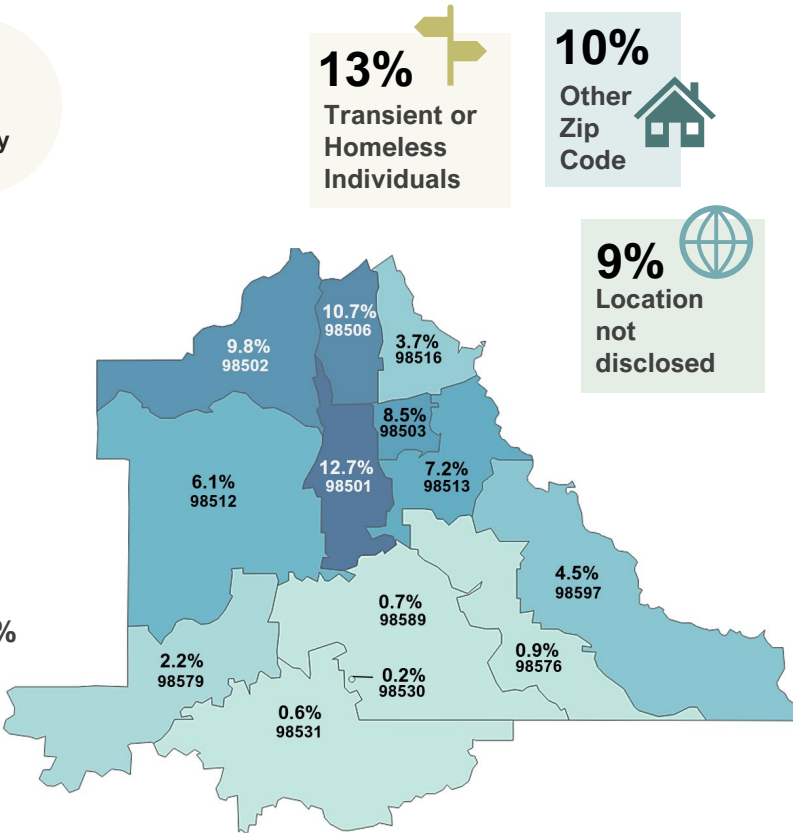
GENDER IDENTITY



AGE GROUPS



HOUSING STATUS & ZIP CODES



Demographics were reported for 99% of clients served in TST-funded programs

2018

TREATMENT SALES TAX SUMMARY

WHAT PROGRAMS DID TST FUND IN 2018?

4

TREATMENT COURTS

\$1,636,534

Drug Court
DUI Court
Mental Health Court
Veterans Court
Treatment Court Support

Superior Court

District Court

Prosecuting Attorney's Office & Public Defense

10

YOUTH & FAMILY PROGRAMS

\$1,745,235

Family Recovery Court
Domestic Violence Case Coordinator
Juvenile Justice BH Alternative
Equine-Assisted Youth Peer Support
Nurse Family Partnership
Multisystemic Therapy
Thurston Wraparound Initiative
Youth Outpatient Treatment
Steps to Wellness
Juvenile Court & Detention Transitions

Superior Court

Juvenile Court

Public Health & Social Services

Thurston-Mason Behavioral Health Organization

14

ADULT PROGRAMS

\$1,647,212

Chemical Dependency Program
Preparing for Re-Entry Employment
Inmate Mental Health Services
Crisis Care
Pre-Trial Release
Psych ARNP Prescriber
Re-Entry Assistance
Transitions & Medication Management
Corrections TST Program Coordinator
Public Defense Mitigation Services
Veterans Case Manager
Nisqually Jail Case Management
Pre-Trial Release
Re-Entry Assistance
Mentally Ill Offender Program
Housing Case Management
Inmate Housing Case Management
Intensive Case Management

Corrections

Public Defense

Public Health & Social Services

Thurston-Mason Behavioral Health Organization

6

COMMUNITY GRANTS

\$231,998

Youth Council
Mental Health Therapy Services
Drexel House II Veteran's Housing
Steps to Wellness*
Equine-Assisted Youth Peer Support*
Parenting Inside Out

YWCA of Olympia

Monarch Children's Justice & Advocacy Center

Catholic Community Services

Community Youth Services

Heart Strides Ranch

Family Education & Support Services

TST ADMIN

\$246,590

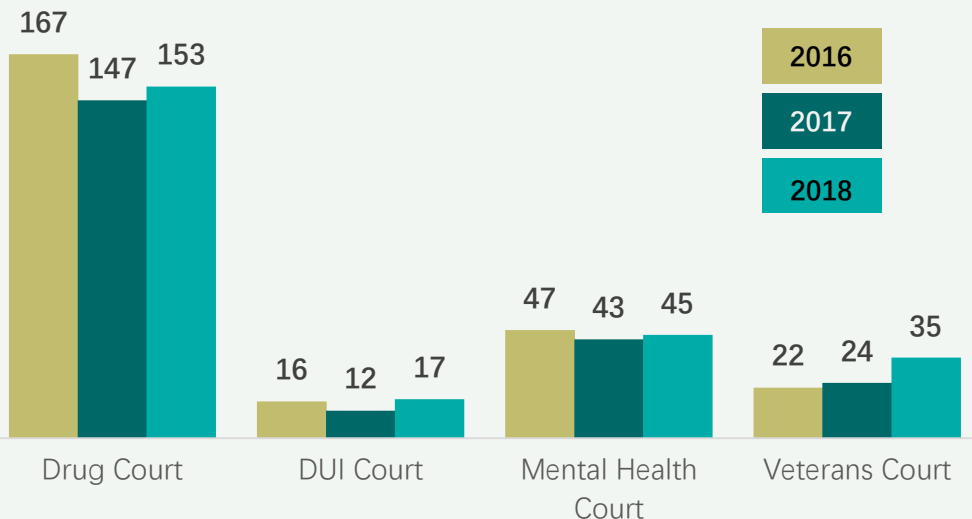
TST Staff, Admin, and Training

* Program was transferred from community grant to county or BHO contract in July 2018.

TREATMENT COURTS

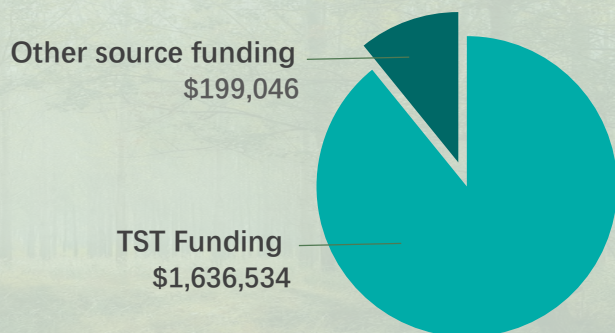
CLIENTS SERVED

2016 - 2018



Thurston County Treatment Courts operate to reduce participant risk for future justice system involvement by connecting participants with appropriate support and services specific to each Treatment Court. This approach has been found to be more effective than traditional sentencing in holding individuals accountable, promoting positive behavior change, engaging participants with necessary support and services, providing continuous judicially and community supervision, and promoting community safety. TST funds are provided to operate activities of each Treatment Court, including the efforts of the Prosecuting Attorney's Office and the Public Defense Office.

LEVERAGING FUNDS



SPOTLIGHT

10

Members of the DUI & Drug Court team used TST funding to attend the **2018 National Association of Drug Court Professionals Conference**

Teams included Court staff, judges, and attorneys. After the trainings, teams held meetings and retreats to discuss learnings and roll out changes to align to the most updated national best practices.

7

Members of the Mental Health & Veterans Court used TST funding to attend the **2018 Mental Health Court Summit**

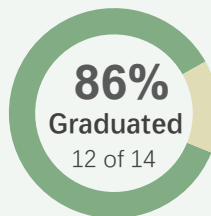
PERFORMANCE

VETERANS COURT



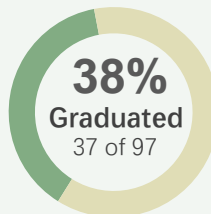
New convictions 6 months after exit: **0%**
New convictions 12 months after exit: **17%**

MENTAL HEALTH COURT



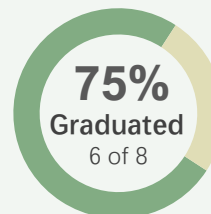
New convictions 6 months after exit: **6%**
New convictions 12 months after exit: **24%**

DRUG COURT



New convictions 18 months after starting treatment: **16%**
New convictions 36 months after starting treatment: **11%**

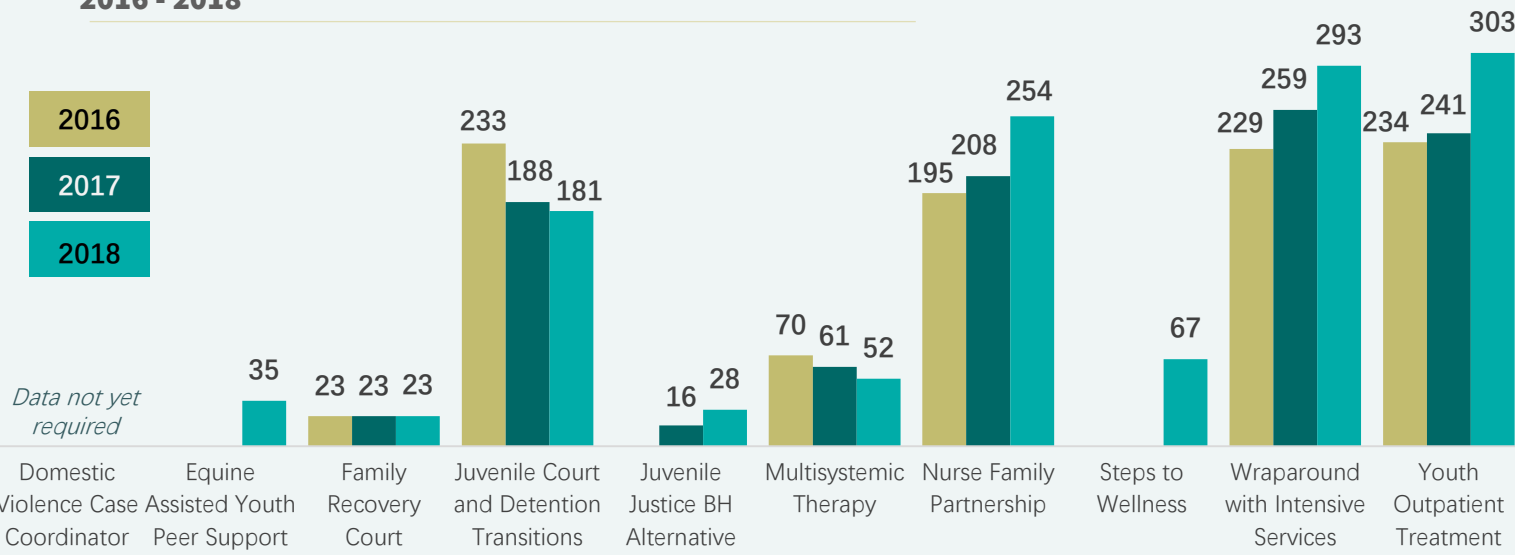
DUI COURT



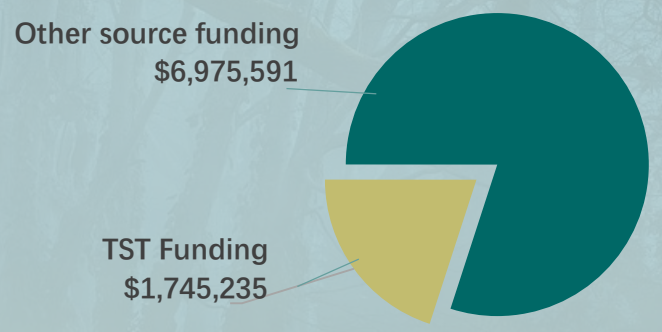
New convictions 18 months after starting treatment: **14%**
New convictions 36 months after starting treatment: **11%**

2018 YOUTH & FAMILY PROGRAMS

CLIENTS SERVED 2016 - 2018



LEVERAGING FUNDS

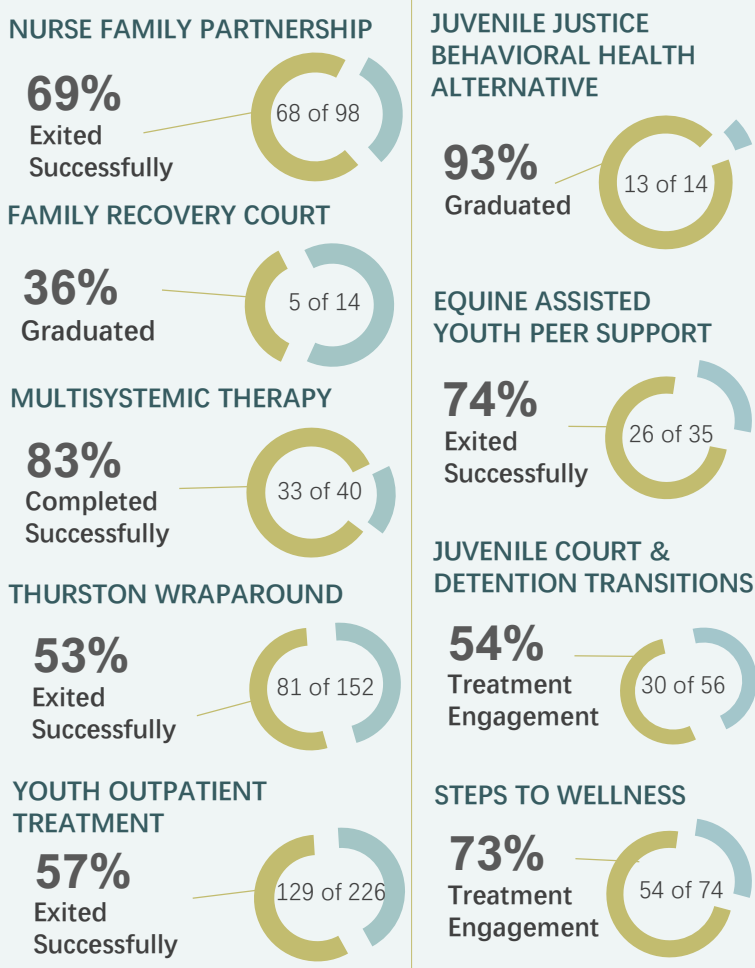


SPOTLIGHT

“ [A youth] was withdrawing from school, failing classes, destructive to property, noncompliant and defiant with family expectations; [they weren’t] afraid of consequences. In less than 5 months of MST treatment, the youth was meeting all of their goals (related to verbal aggression, physical aggression, etc.) The parents said what helped them most was to learn how to improve their parental alignment by stepping back and seeing situations rather than reacting emotionally to ensure both parents were able to get on the same page, to establish house rules and expectations that were linked to rewards, and to include the youth in their decisions. ”

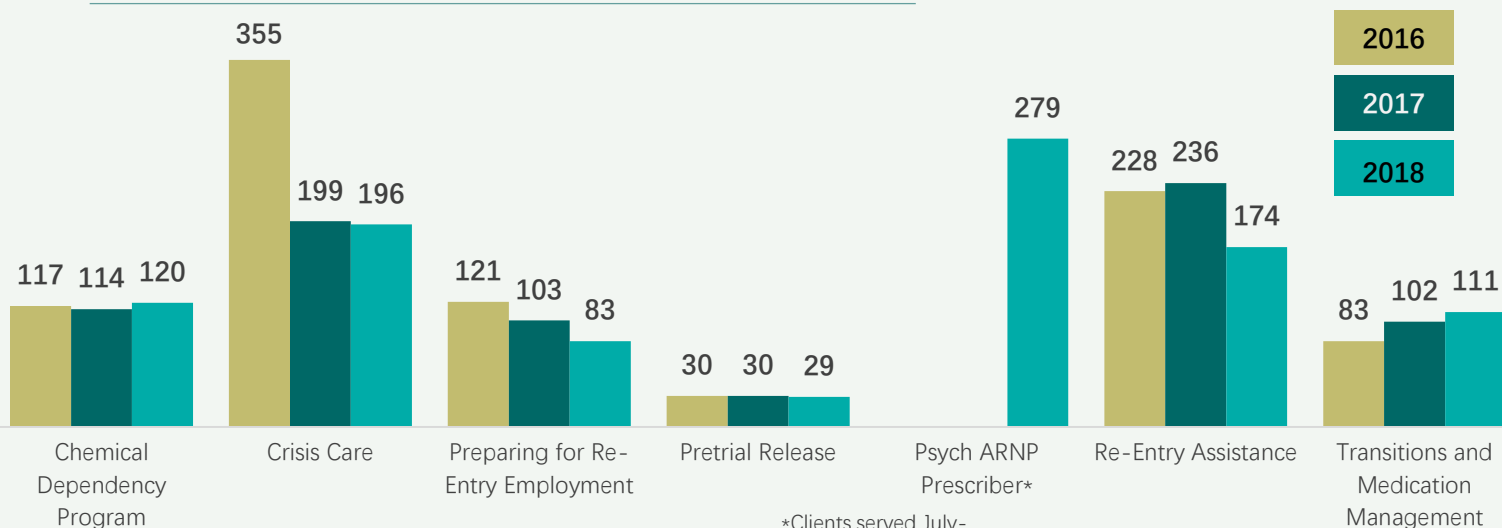
-Multisystemic Therapy

PERFORMANCE



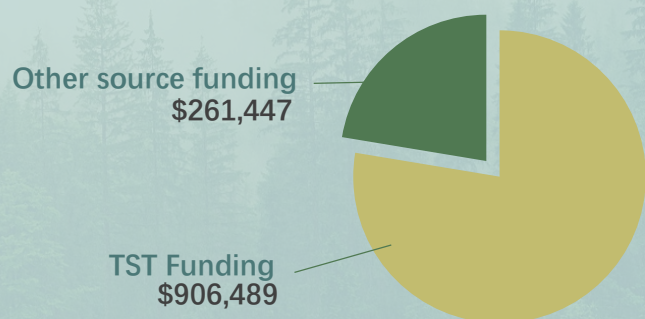
CLIENTS SERVED

2016 - 2018



*Clients served July-December 2018 only

LEVERAGING FUNDS



SPOTLIGHT

“A success story in the Re-Entry Program this quarter was rapidly creating a release plan for a severely disabled veteran by collaborating with Public Defense, the VA, and Behavioral Health Resources. The individual needed medication for their mental and physical health, but didn't have any community support that could bring their medication to the jail, so their health was rapidly decompensating. The Re-Entry Program was able to create a plan that assured they would have the support they needed after release, including a ride back to housing, a follow up by their VA social worker, their in-home nurse, and rescuing their service dog from the animal shelter.”

- Re-Entry Assistance Program

PERFORMANCE

CHEMICAL DEPENDENCY PROGRAM: JAIL PARTICIPANTS

30%
Graduated

16 of 54

CHEMICAL DEPENDENCY PROGRAM: DRUG COURT PARTICIPANTS

57%
Graduated

17 of 29

PREPARING FOR RE-ENTRY EMPLOYMENT

36%
Retained
Employment for
90 days or more

23 of 64

PRE-TRIAL RELEASE

85%
Accepted
Release Plans

23 of 27

RE-ENTRY ASSISTANCE

63%
Linked to
Treatment
at Exit

88 of 154

TRANSITIONS & MEDICATION MANAGEMENT

91%
Linked to
Treatment
at Exit

88 of 97

CRISIS CARE

241
Interventions
Conducted on
weekends and holidays

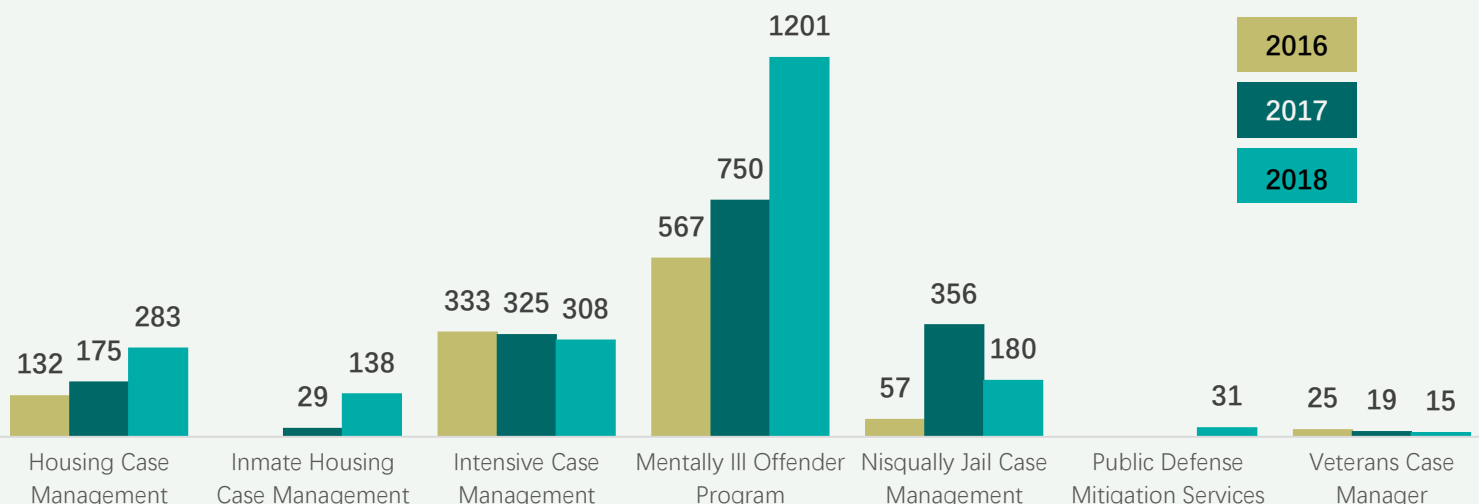
PSYCH ARNP PRESCRIBER

11 days
Average Wait
Time for Service

ADULT PROGRAMS OTHER

CLIENTS SERVED

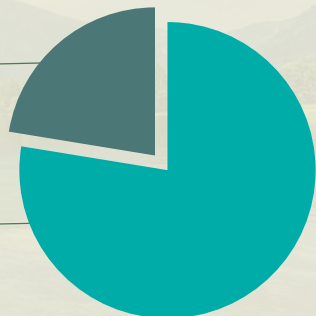
2016 - 2018



LEVERAGING FUNDS

Other source funding
\$214,120

TST Funding
\$740,723



PERFORMANCE

PUBLIC DEFENSE MITIGATION SERVICES

58%

Treatment
Engagement

11 of 21

NISQUALLY JAIL PRE-TRIAL RELEASE

65%

Accepted
Release Plans

28 of 43

NISQUALLY JAIL RE-ENTRY ASSISTANCE

78%

Linked to
Treatment
at Exit

103 of 132

INTENSIVE CASE MANAGEMENT

80%

Treatment
Engagement

192 of 239

HOUSING CASE MANAGEMENT

158

Clients
Housed

INMATE HOUSING CASE MANAGEMENT

70

Clients
Housed

MENTALLY ILL OFFENDER PROGRAM

1,705

Interventions
Conducted on
workdays

VETERANS CASE MANAGER

100%

Linked to
Treatment
at Exit

11 of 11

SPOTLIGHT

“A client with severe mental health needs and complex community needs received Mental Health Provider support in getting referred for medications, coordinating with Developmental Disabilities Administration caseworker and Behavioral Health Resource clinician, collaborating with jail staff to provide coloring pages and activities to support client in managing symptoms, while incarcerated, and referral for Re-Entry Assistance leading to coordination of care prior to release. Many cases have several service providers involved and require frequent collaboration to best meet needs of clients.”

- Mentally Ill Offender Program

REFLECTIONS & FUTURE GOALS

2018 ACCOMPLISHMENTS

- Transferred Treatment Sales Tax to Thurston County Public Health & Social Services to improve coordination across related programs
- Hired new Data Analyst
- Completed Opportunity Analysis used to examine gaps and opportunities in the local behavioral health system
- Co-convened Sequential Intercept Mapping process with Thurston-Mason Behavioral Health Organization and many law and justice partners
- Began transition to Results Based Accountability framework for performance measures among TST-funded programs
- Completed 2019-2020 Budget Development & Recommendation to the Board of County Commissioners

Youth participating in the YWCA's Youth Council program, a TST community grant recipient.



Multisystemic Therapy Program staff, 2018.

TST SUPPORTS THE THURSTON COUNTY STRATEGIC PLAN

INITIATIVE 2

Improve community health, wellness, and safety.

INITIATIVE 11

Design and deliver innovative services through continued justice system reform to maximize community safety, rehabilitation, accountability, and cost effectiveness.

A heartfelt thank you



Thank you to the Treatment Sales Tax Advisory Committee!

These seven community volunteers worked tirelessly in 2018 to focus on TST-funded program improvement efforts, work through the budget process, and make data-driven budget recommendations to the Board of County Commissioners.

GOALS FOR 2019

- Use performance data on TST-funded programs more effectively by creating a publicly available interactive data dashboard
- Bring new expertise and perspectives to the TST Advisory Committee by recruiting and onboarding new members
- Support the launch of newly-funded programs, such as Pretrial Services Diversion and the Intensive Services Probation Counselor
- Host convenings of TST-funded programs and the TST Advisory Committee to discuss program connections and improvements
- Plan for the impact of changes in the broader publicly-funded behavioral health system related to the implementation of integrated managed care in our region in 2020

DATA NOTES

Programs worked with TST staff on revising their performance measures to improve the accuracy of data reported. To the extent possible, the Data Analyst verifies the data reported to TST by comparing with previous reports, supporting documents, and other systematic checks.



www.thurstoncountywa.gov/phss/Pages/tst