



# 2019 ANNUAL REPORT

**Carrie Hennen**

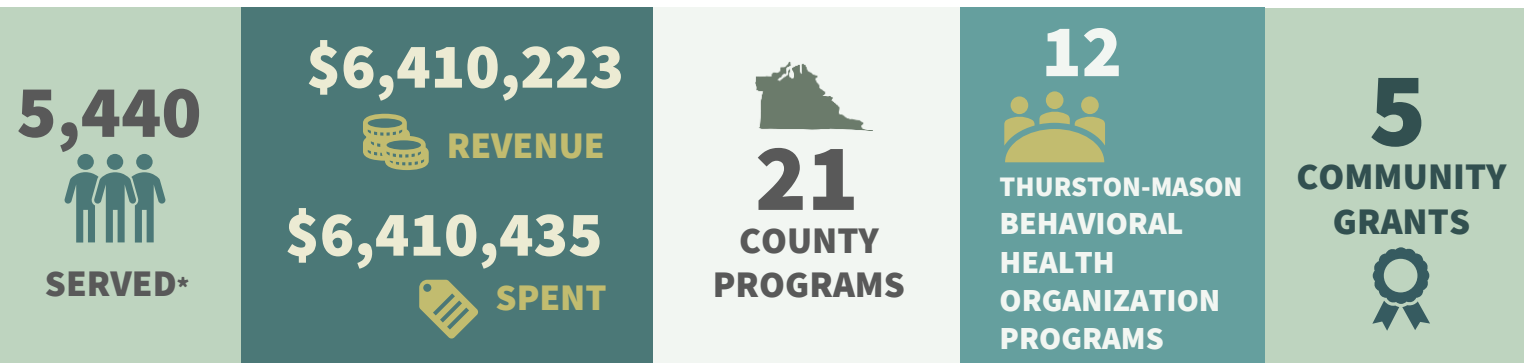
Program Manager

Public Health & Social Services

[carrie.hennen@co.thurston.wa.us](mailto:carrie.hennen@co.thurston.wa.us)

# TREATMENT SALES TAX SUMMARY

The Treatment Sales Tax (TST) is an important local funding stream that works alongside federal and state funding such as Medicaid to meet mental health and substance use needs in Thurston County, Washington. This 1/10<sup>th</sup> of 1% sales tax has been collected since 2009. Funds are spent on a variety of services including treatment courts, services at correctional facilities, community-based programs, and programs serving youth and families. Programs funded with TST aim to reduce justice involvement, emergency room use, health care costs, and public assistance.



\* This represents total enrollments in all TST-funded programs; however, this number served includes duplication because clients can enroll in multiple programs.

## WHO WAS SERVED IN 2019?

### GENDER IDENTITY

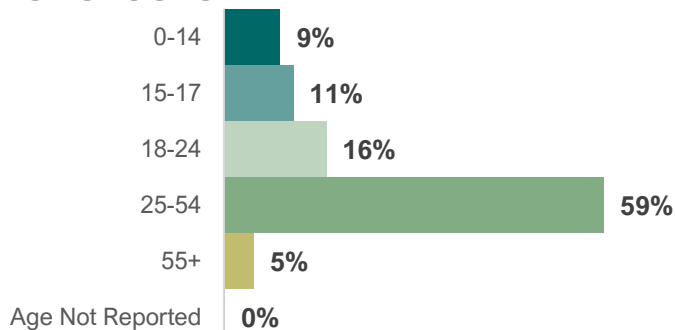
**62% Male**

**33% Female**

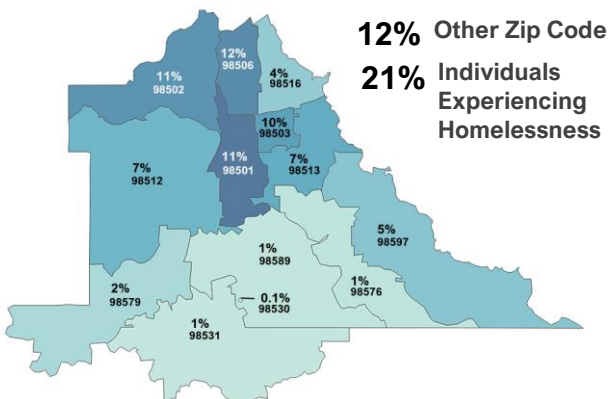
**1% Transgender**

**0.1% Other Identity**

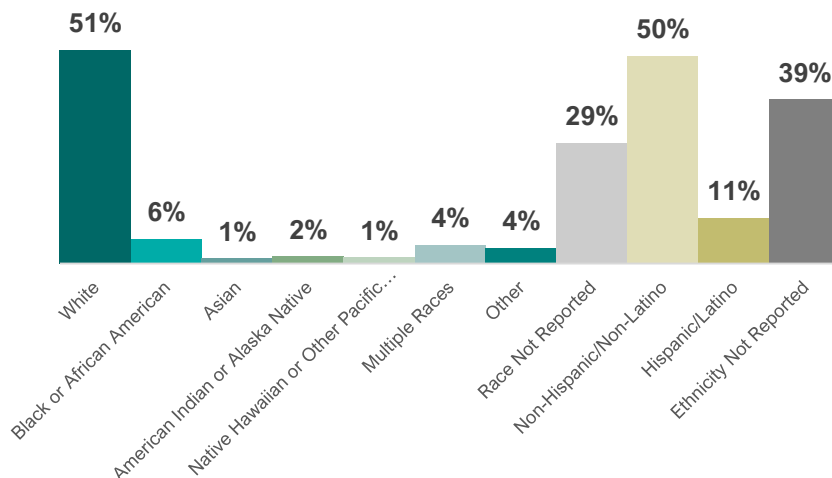
### AGE GROUPS



### HOUSING STATUS & ZIP CODES



### RACE & ETHNICITY



# TREATMENT SALES TAX SUMMARY

## WHAT PROGRAMS DID TST FUND IN 2019?

4

### TREATMENT COURTS

**\$1,635,406 spent**

Drug Court  
DUI Court  
Mental Health Court  
Veterans Court  
Treatment Court Support

Superior Court

District Court

Prosecuting Attorney's Office & Public Defense

11

### YOUTH & FAMILY PROGRAMS

**\$2,257,067 spent**

Family Recovery Court  
Domestic Violence Case Coordinator  
Juvenile Justice BH Alternative  
Equine-Assisted Youth Peer Support  
Nurse Family Partnership  
Multisystemic Therapy  
Wraparound with Intensive Services  
Youth Outpatient Treatment  
Steps to Wellness  
Juvenile Court & Detention Transitions  
Children's Mobile Crisis

Superior Court

Juvenile Court

Public Health & Social Services

Thurston-Mason Behavioral Health Organization

18

### ADULT PROGRAMS

**\$2,024,353 spent**

Chemical Dependency Program  
Preparing for Re-Entry Employment  
Inmate Mental Health Services  
*Crisis Care*  
*Pre-Trial Release*  
*Psych ARNP Prescriber*  
*Re-Entry Assistance*  
*Transitions & Medication Management*  
Corrections TST Program Coordinator  
Public Defense Mitigation Services  
Veterans Case Manager  
Nisqually Jail Case Management  
*Pre-Trial Release*  
*Re-Entry Assistance*  
Jail Behavioral Health Program  
Housing Case Management  
Inmate Housing Case Management  
Intensive Case Management  
Pretrial Services Diversion  
Intensive Supervision Probation Counselor

Corrections

Public Defense

Public Health & Social Services

Thurston-Mason Behavioral Health Organization

Pretrial Services

District Court

5

### COMMUNITY GRANTS

**\$224,909 spent**

Youth Council  
Mental Health Therapy Services  
Drexel House II Veteran's Housing  
Pear Blossom Case Management  
Justice Outreach Coordinator

YWCA of Olympia

Monarch Children's Justice & Advocacy Center

Catholic Community Services

Family Support Center

Capital Recovery Center

### TST ADMIN

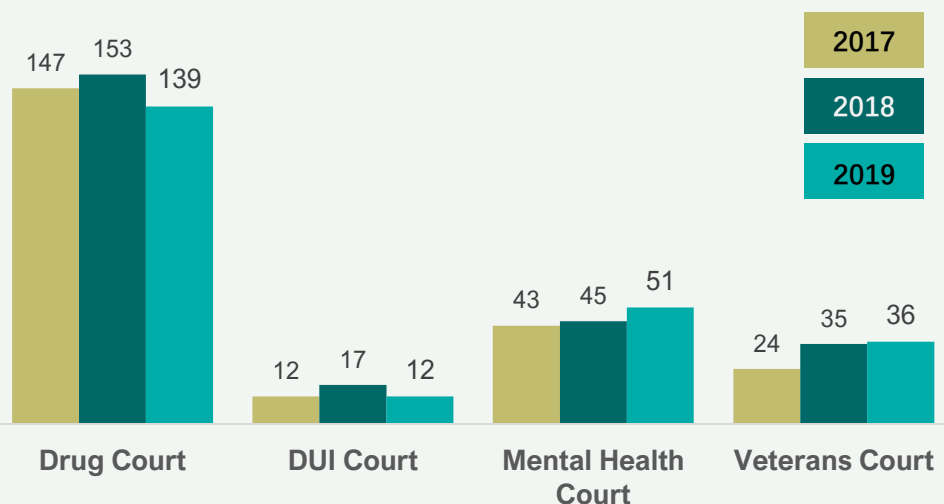
**\$268,700 actual**

TST Staff, Admin, and Training

# TREATMENT COURTS

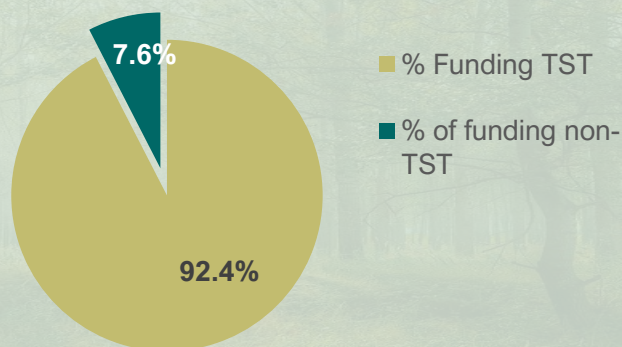
## CLIENTS SERVED

2017 - 2019



Thurston County Treatment Courts operate to reduce participant risk for future justice system involvement by connecting participants with appropriate support and services specific to each Treatment Court. This approach has been found to be more effective than traditional sentencing in holding individuals accountable, promoting positive behavior change, engaging participants with necessary support and services, providing continuous judicially and community supervision, and promoting community safety. TST funds are provided to operate activities of each Treatment Court, including the efforts of the Prosecuting Attorney's Office and the Public Defense Office.

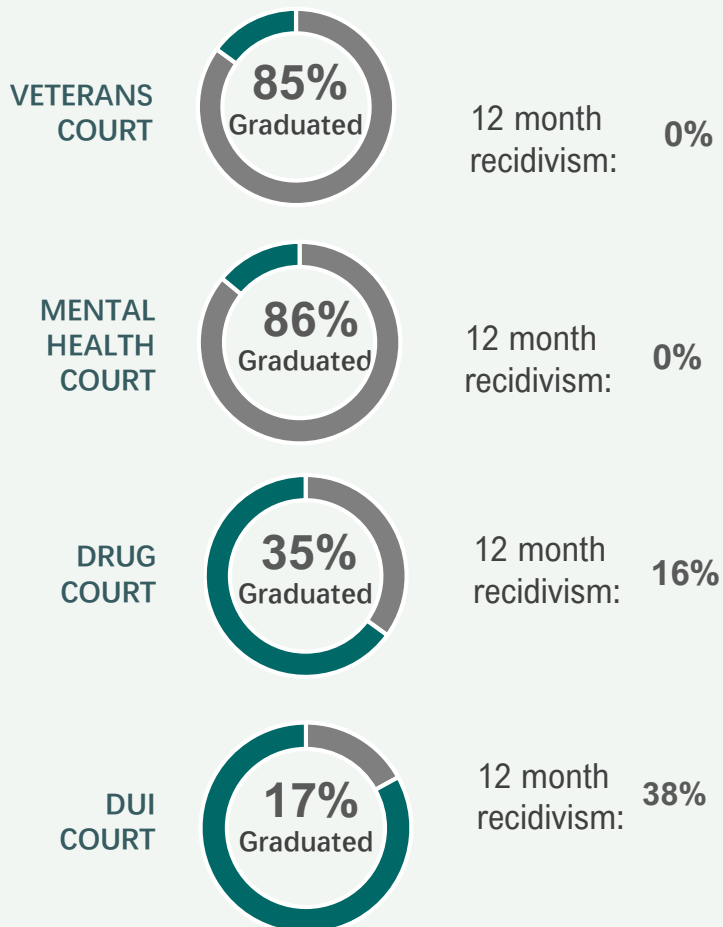
## LEVERAGING FUNDS



## SPOTLIGHT

In 2019, Mental Health & Veterans Court reached capacity for the first time in several years. To meet the demands of suddenly having a waiting list, the program increased its capacity by 5 participants and changed policy to allow participants to graduate early when appropriate.

## PERFORMANCE

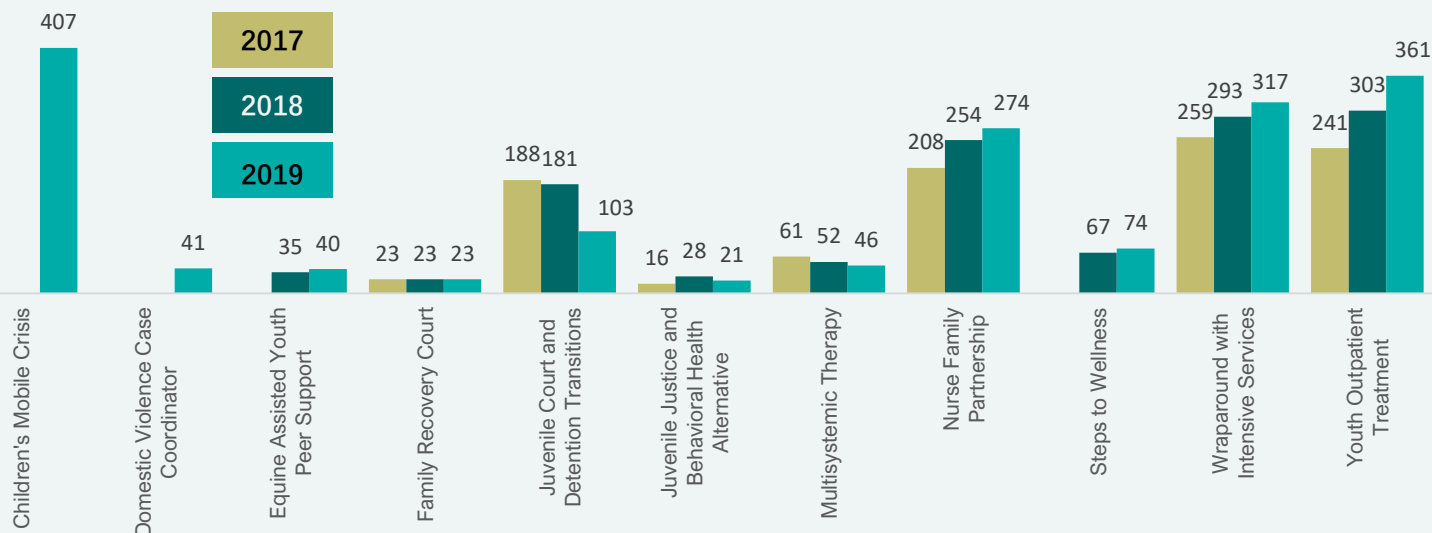




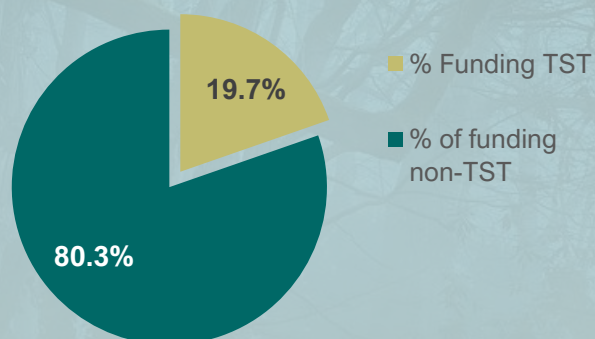
# YOUTH & FAMILY PROGRAMS

## CLIENTS SERVED

2017 - 2019



## LEVERAGING FUNDS



## SPOTLIGHT

"Over the last year I was able to work with a young person who over the course of the treatment episode secured an apartment, job, driving permit and general medical care. At the time this youth began WISe they were homeless and experiencing significant mental health challenges – often suicidality... The real success was helping the youth use their coping skills and their natural supports, which has resulted in this youth staying out of inpatient for over a year. Prior to the WISe intervention, the longest stretch this youth was able to stay in the community and not spend time in hospitals was 3 months, since the youth turned 15. As of today the youth's intervention is closed and the youth is turning 21 soon. Their plans are to go to college and after two years of recovery they would like to work in this field as a peer while they complete college.

WISe works!"

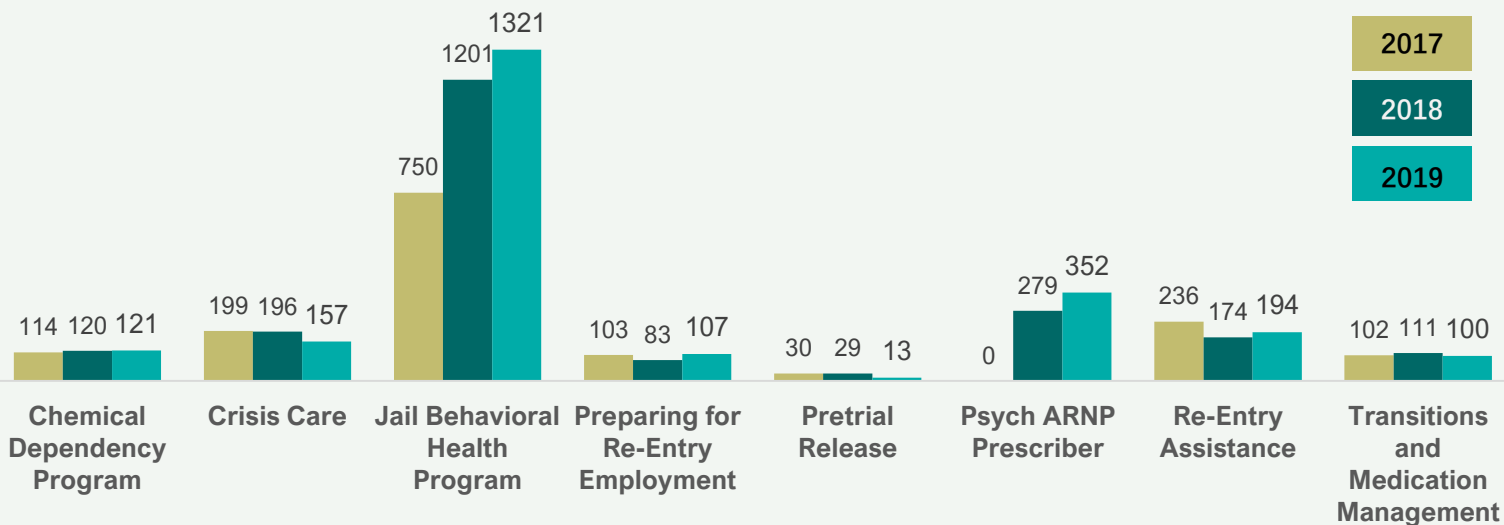
- Wraparound with Intensive Services

## PERFORMANCE

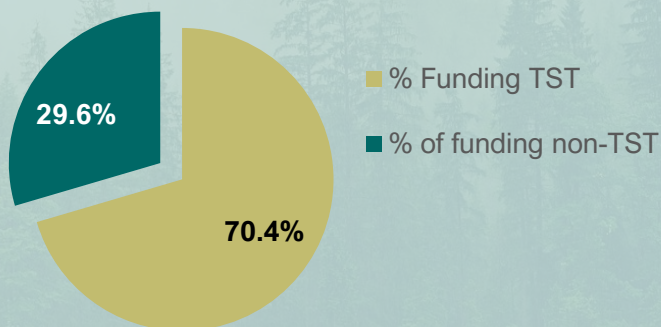
Children's Mobile Crisis	79% exited to successful case closure or ongoing treatment
Domestic Violence Case Coordinator	52% engaged in treatment
Equine Assisted Youth Peer Support	78% showed improvement at exit
Family Recovery Court	55% graduated, 7% new dependency cases in 12 months
Juvenile Court and Detention Transitions	91 assessments provided, 52% engaged in treatment
Juvenile Justice BH Alternative	100% graduated, 91% reduced substance use
Multisystemic Therapy	58% decrease in suicidal gestures
Nurse Family Partnership	85% exited successfully, 60% engaged in treatment
Steps to Wellness	335 interventions provided, 48% engaged in treatment
Wraparound with Intensive Services	64% successfully completed program
Youth Outpatient Treatment	52% reduction in alcohol use, 48% reduction in marijuana use

## CLIENTS SERVED

2017 - 2019



## LEVERAGING FUNDS



## SPOTLIGHT

"Program successes include the collaboration of the Transitions program with other organizations for the benefit of clients. A specific example was the referral of a client to Family Recovery Court... This allowed the client to start the necessary steps required by child protective services for reunification prior to their release from Thurston County Work Release. The client obtained clean and sober housing through the Transitions program, temporary funding through Northwest Resources and a referral to Family Support Center who will provide case management and a housing voucher for an apartment when reunification is possible. Collaboration provides a holistic approach, addressing clients' various needs and barriers to success."

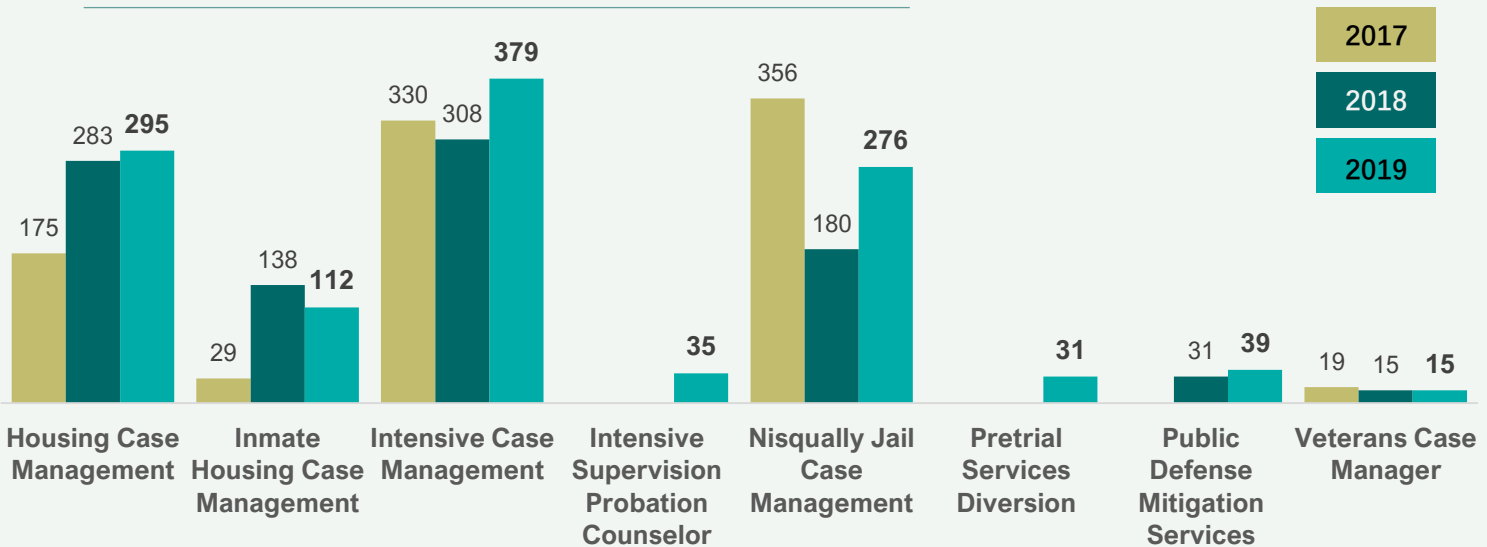
- Transitions & Medication Management

## PERFORMANCE

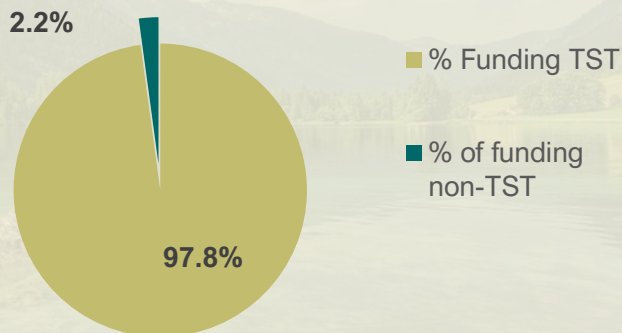
Chemical Dependency Program	50% of jail participants graduated, 77% of Drug Court participants completed Phase 2
Crisis Care	197 mental health interventions conducted
Jail Behavioral Health Program	2,223 mental health interventions conducted
Preparing for Reentry Employment	86 clients gained employment
Pretrial Release	100% of release plans accepted
Psych ARNP Prescriber	664 referrals to service, average wait time of 12 days
Re-Entry Assistance	68% of clients linked to treatment, 39% linked to housing at exit
Transitions & Medication Management	97% of clients linked to treatment, 88% linked to housing at exit

## CLIENTS SERVED

2017 - 2019



## LEVERAGING FUNDS



## SPOTLIGHT

Two services launched in 2019 provide specialized support for justice-involved individuals with behavioral health needs: a specialized probation caseload through District Court, and a diversion program through Pretrial Services.

Both aim to ensure individuals' treatment needs are met and reduce the change of reoffending.

## PERFORMANCE

Housing Case Management	165 individuals placed into housing
Inmate Housing Case Management	61 individuals placed into housing
Intensive Case Management	273 assessments conducted, 208 individuals engaged in treatment
Intensive Services Probation Counselor	35 individuals received services (new program)
Nisqually Jail Case Management	89% of individuals receiving reentry services connected to treatment
Pretrial Services Diversion	31 individuals received services (new program)
Public Defense Mitigation Services	68% of clients engaged in treatment
Veterans Case Manager	50% of clients linked to treatment at exit

# REFLECTIONS & FUTURE GOALS



*TST Advisory Committee and TST Program staff, January 2020*

## A heartfelt thank you



### Thank you to the Treatment Sales Tax Advisory Committee!

These community volunteers worked tirelessly to focus on TST-funded program improvement efforts, work through the budget process, and make data-driven budget recommendations to the Board of County Commissioners.

#### Members:

Glenn Dunnam  
 Chanita Jackson  
 Bob Jones  
 Joe Marmo (completed term March 2020)  
 Marilyn Roberts  
 Jim Stanton (completed term March 2020)  
 Skip Steffen  
 Wendy Tanner  
 Priscilla Terry (joined March 2020)  
 Gina Thompson  
 Steven Thomson (joined March 2020)

## 2019 ACCOMPLISHMENTS

- Launched [interactive data dashboard](#) through which all TST data can be accessed
- Held TST “Program Showcase” events bringing together TST-funded programs, staff, and the TST Advisory Committee to discuss data, accomplishments and challenges
- Several new programs received TST funding-- Pretrial Services launched a diversion program, District Court created a specialized Intensive Services Probation Counselor position, and the Thurston Mason Behavioral Health Organization worked with Catholic Community Services to expand Children’s Mobile Crisis services to Medicaid ineligible youth

## GOALS FOR 2020

- Welcome and orient 2 new members of the TST Advisory Committee
- Make programmatic and budgetary adjustments due to the realities of the COVID-19 pandemic
- Assess changes in behavioral health as a result of the local launch of Integrated Managed Care in 2020
- Develop a recommendation from the TST Advisory Committee to the Board of County Commissioners on the allocation of TST funds for the 2021- 2022 biennium

## DATA NOTES

Programs worked with TST staff on revising their performance measures to improve the accuracy of data reported. To the extent possible, the Data Analyst verifies the data reported to TST by comparing with previous reports, supporting documents, and other systematic checks.

