



2022 TREATMENT SALES TAX ANNUAL REPORT



Carrie Hennen | Program Manager
Public Health & Social Services
carrie.hennen@co.thurston.wa.us

Chélyn Sowers | Data Analyst
Public Health & Social Services
chelyn.sowers@co.thurston.wa.us

Finalized April 12, 2023

2022 SUMMARY

WHAT IS TREATMENT SALES TAX?

The Treatment Sales Tax (TST) is a local funding stream that works alongside federal and state funding such as Medicaid to meet mental health and substance use needs in Thurston County, Washington. This 1/10th of 1% sales tax has been collected since 2009. Funds are spent on a variety of services including treatment courts, services at correctional facilities, community-based programs, and programs serving youth and families. Programs funded with TST aim to reduce justice involvement, emergency room use, health care costs, and public assistance.

2022 OVERVIEW

4,348



SERVED*

\$8.27M
REVENUE

\$7.89M
SPENT

RACE

White, 61%

Race Not Reported, 14%

Black or African American, 7%

Multiple Races, 6%

Other, 5%

American Indian or Alaska Native, 3%

Asian, 2%

Native Hawaiian or Other Pacific Islander, 1%

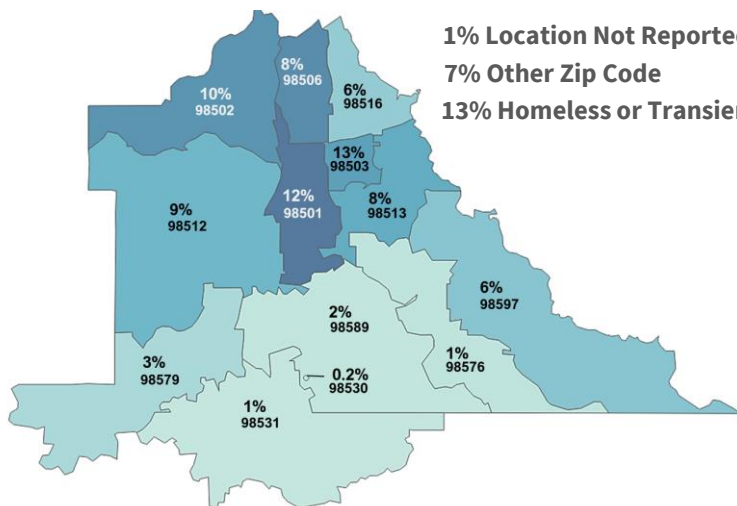
ETHNICITY

Non-Hispanic/Non-Latino, 71%

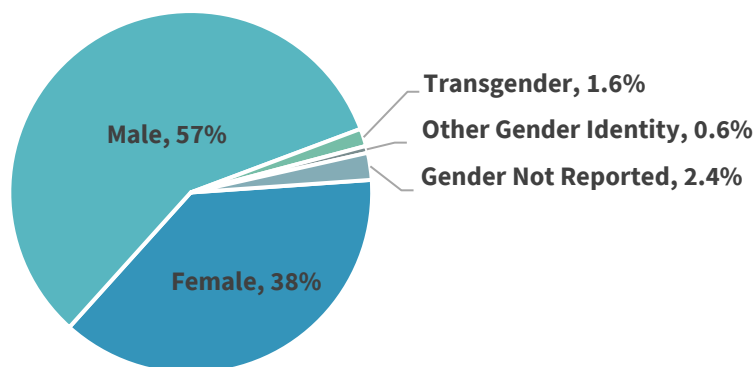
Ethnicity Not Reported, 22%

Hispanic/Latino, 8%

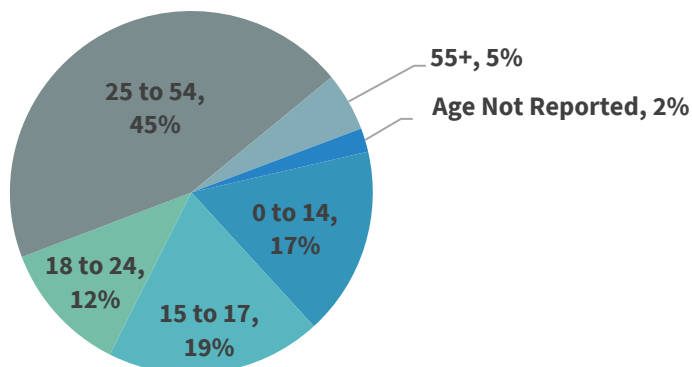
HOUSING STATUS & ZIP CODES



GENDER IDENTITY



AGE GROUPS



* This represents total enrollments in all TST-funded programs; however, this number served includes duplication because clients can enroll in multiple programs.

2022 FUNDED PROGRAMS

TREATMENT COURTS \$1.45M spent

Drug Court Superior Court
DUI Court
Mental Health Court District Court
Veterans Court
Treatment Court Support Prosecuting Attorney's Office & Public Defense

Family Recovery Court Superior Court
Domestic Violence Case Coordinator
Juvenile Justice BH Alternative Juvenile Court
Equine-Assisted Youth Peer Support (EAYPS)
Nurse Family Partnership Public Health & Social Services

YOUTH & FAMILY PROGRAMS \$2.63M spent

Family Intervention Nurse
Multisystemic Therapy Thurston-Mason Behavioral Health
Youth Outpatient Treatment Administrative Services Organization
Children's Mobile Crisis (TMBHASO)

Children's Mobile Crisis – Juvenile Justice
Wraparound with Intensive Services
Transition Aged Youth Wraparound with Intensive Services

Chemical Dependency Program Thurston County Sheriff's Office Corrections
Preparing for Re-Entry Employment (PREP) Bureau
Inmate Mental Health Services

Psych ARNP Prescriber
Corrections TST Program Coordinator
Public Defense Social Services Public Defense
Veterans Case Manager Public Health & Social Services

ADULT PROGRAMS \$2.67M spent

Naloxone and Overdose Prevention
Nisqually Jail Case Management Thurston-Mason Behavioral Health
Re-Entry Assistance Administrative Services Organization

Jail Behavioral Health Program
Housing Case Management
Intensive Case Management
Houseless Population Crisis Support
Thurston County Sheriff's Office (TSCO) Co Responder
Pretrial Services Diversion Pretrial Services
Intensive Supervision Probation Counselor District Court

Pear Blossom Case Management Family Support Center of South Sound
Housing Support for Families in Treatment Court
Parenting in Recovery/ Parent Forward Support Family Education and Support Services
Monarch Children's Justice & Advocacy Center Community Action Council
Northwest Resources Integrated Primary Care Northwest Resources

COMMUNITY GRANTS \$630K spent

YWCA of Olympia Youth Council YWCA of Olympia
Providence Mobile Health Clinic Providence SW Washington Foundation
Expanded EAYPS HeartStrides Therapeutic Horsemanship
Peer Olympia Peer Washington
PREP Expansion Pacific Mountain Workforce Development
Council

TST ADMIN \$504K spent

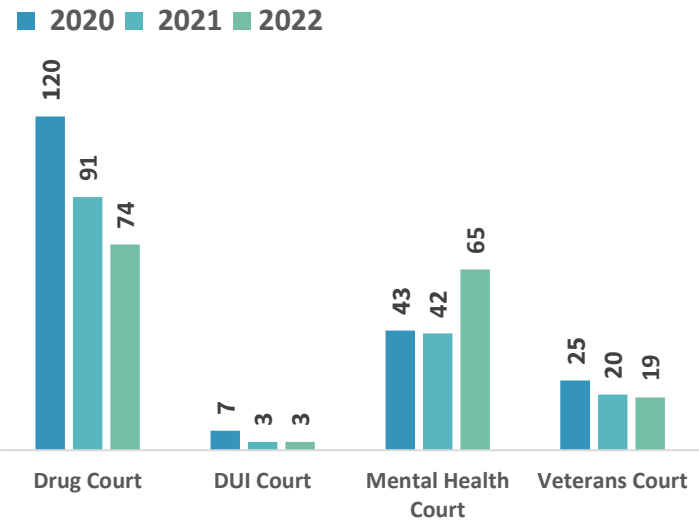
TST Staff, Admin, and Training

2022 TREATMENT COURTS

WHAT IS A TREATMENT COURT?

Thurston County Treatment Courts operate to reduce the risk for future justice system involvement by connecting participants with appropriate support and services. This approach has been found to be more effective than traditional sentencing in holding individuals accountable, promoting positive behavior change, engaging participants with necessary support and services, providing continuous judicially and community supervision, and promoting community safety. TST funds are provided to operate activities of each Treatment Court, including the efforts of the Prosecuting Attorney’s Office and the Public Defense.

CLIENTS SERVED



LEVERAGING FUNDS

91% TST Funding
9% Non-TST Funding

RECIDIVISM RATES

WHAT PERCENTAGE OF PROGRAM GRADUATES WERE CONVICTED WITH A NEW CHARGE?

2020 GRADUATES WITHIN 24 MONTHS

20% of Drug Court (8/41)



9% of Veterans Court (1/11)



0% of DUI Court (0/4)



0% of Mental Health Court (0/13)



2021 GRADUATES WITHIN 12 MONTHS

3% of Drug Court (1/30)



0% of Veterans Court (0/8)



0% of DUI Court (0/2)



0% of Mental Health Court (0/9)



PROGRAM PERFORMANCE

Drug Court	76 new clients were referred, 56% graduation rate
DUI Court	6 new clients were referred, 3 new client enrolled
Mental Health Court	57 new clients were referred, 67% graduation rate
Veterans Court	13 new clients were referred, 10 new clients enrolled

2022 HIGHLIGHTS

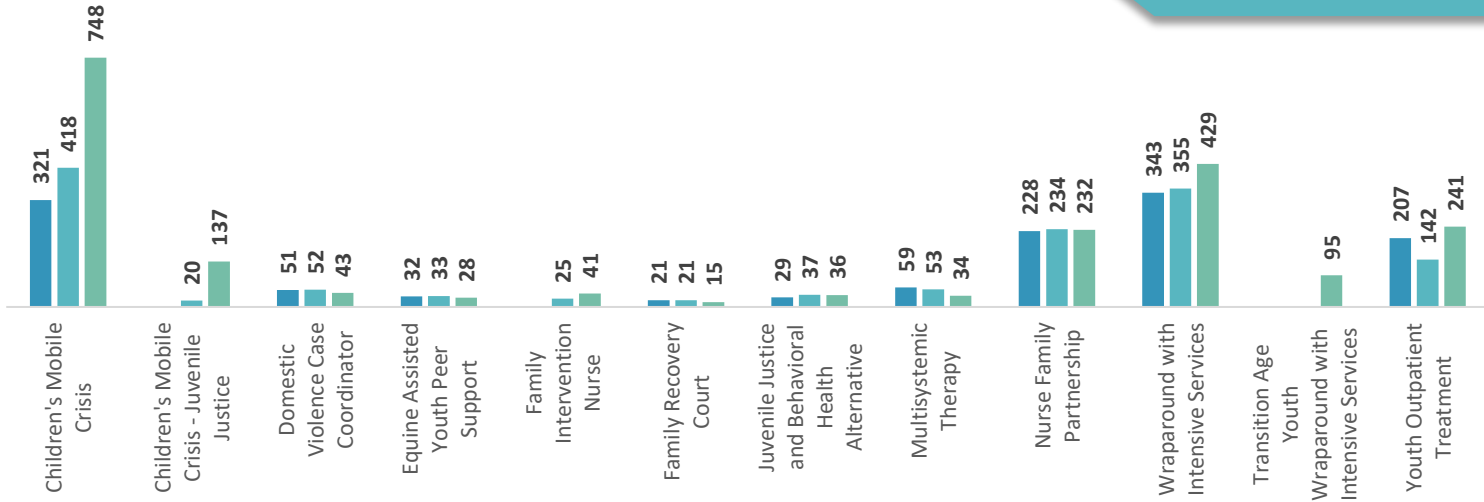
Mental Health and Veterans Court was above capacity at the end of 2022, seeing caseload numbers similar to that before the COVID-19 pandemic. Caseload has been impacted by increases in screening, referrals, and acceptances into both programs as well as increases in needs and risk levels of participants.

Drug and DUI Court participants have returned to full in-person services with virtual hybrid options available to those on COVID-19 quarantine. Their focus in 2023 will be developing updated sanctions, incentives and therapeutic adjustments as well as continuing to build the census.

2022 YOUTH & FAMILY PROGRAMS

CLIENTS SERVED

■ 2020 ■ 2021 ■ 2022



LEVERAGING FUNDS

87% TST Funding
13% Non-TST Funding

PROGRAM PERFORMANCE

Children's Mobile Crisis	91% of clients exited successfully
Children's Mobile Crisis – Juvenile Justice	92% of clients exited successfully, 154 referred to treatment
Domestic Violence Case Coordinator	31% of clients exited successfully, 26% engaged in treatment
Equine Assisted Youth Peer Support	89% of clients exited successfully, 85% reported reduced anxiety at exit
Family Recovery Court	33% of clients graduation rate, served at least 8 clients per quarter on average
Family Intervention Nurse	72% of clients engaged in treatment, 76% reported improved mental health
Juvenile Justice Behavioral Health Alternative (JJBHA)	90% of clients graduated, 100% reported improved mood disturbance
Multisystemic Therapy	95% of clients exited successfully, 80% reported improved parenting skills
Nurse Family Partnership	90% of clients exited successfully, 82% reported improved mental health
Wraparound with Intensive Services (WISE)	81% of clients exited successfully, 85% showed reduced suicide risk
Transition Aged Youth WISE (New in 2022!)	41% of clients exited successfully, 50% reported improved school attendance
Youth Outpatient Treatment	55% of clients exited successfully, 50% overall reduction in alcohol use

2022 HIGHLIGHTS

In 2022, the Transition Aged Youth Wraparound with Intensive Services (TAY-WISE) program was launched. The program serves youth and young adults aged 15 through 20 years old at high risk for criminal justice involvement due to complex problem behaviors and/or mental illness.

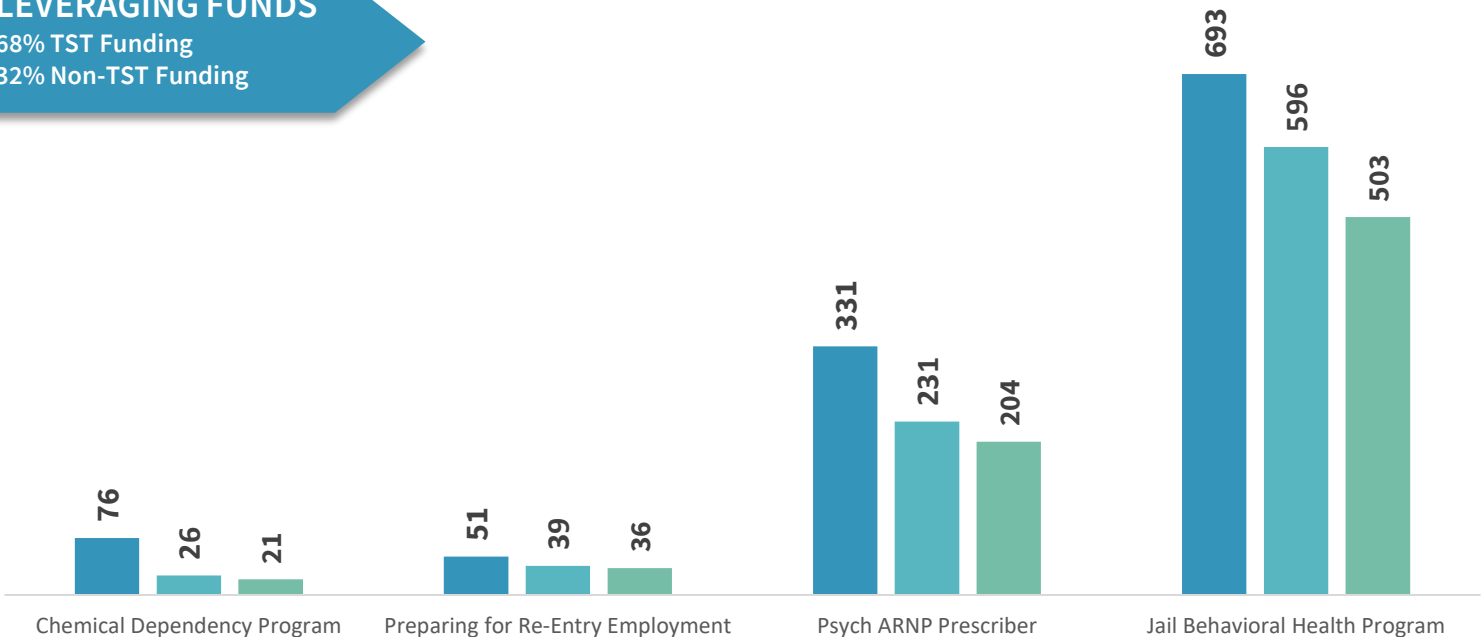
JJBHA's participants involved in Youth Development have been doing community service at the court's Garden Project, the Thurston County Food Bank, HeartStrides Therapeutic Horsemanship, Sprout Farm, Gateways and other events and activities. In just the last quarter of 2022, JJBHA youth completed over 200 hours of community service.

CLIENTS SERVED

2020 2021 2022

LEVERAGING FUNDS

68% TST Funding
32% Non-TST Funding



PROGRAM PERFORMANCE	
Chemical Dependency Program (CDP)	100% of Thurston County Jail clients graduated
Preparing for Re-Entry Employment	18 clients gained employment, served at least 17 clients per quarter on average
Psych ARNP Prescriber	323 clients were referred, average wait time of 6 days for services
Jail Behavioral Health Program	3,326 mental health interventions were conducted

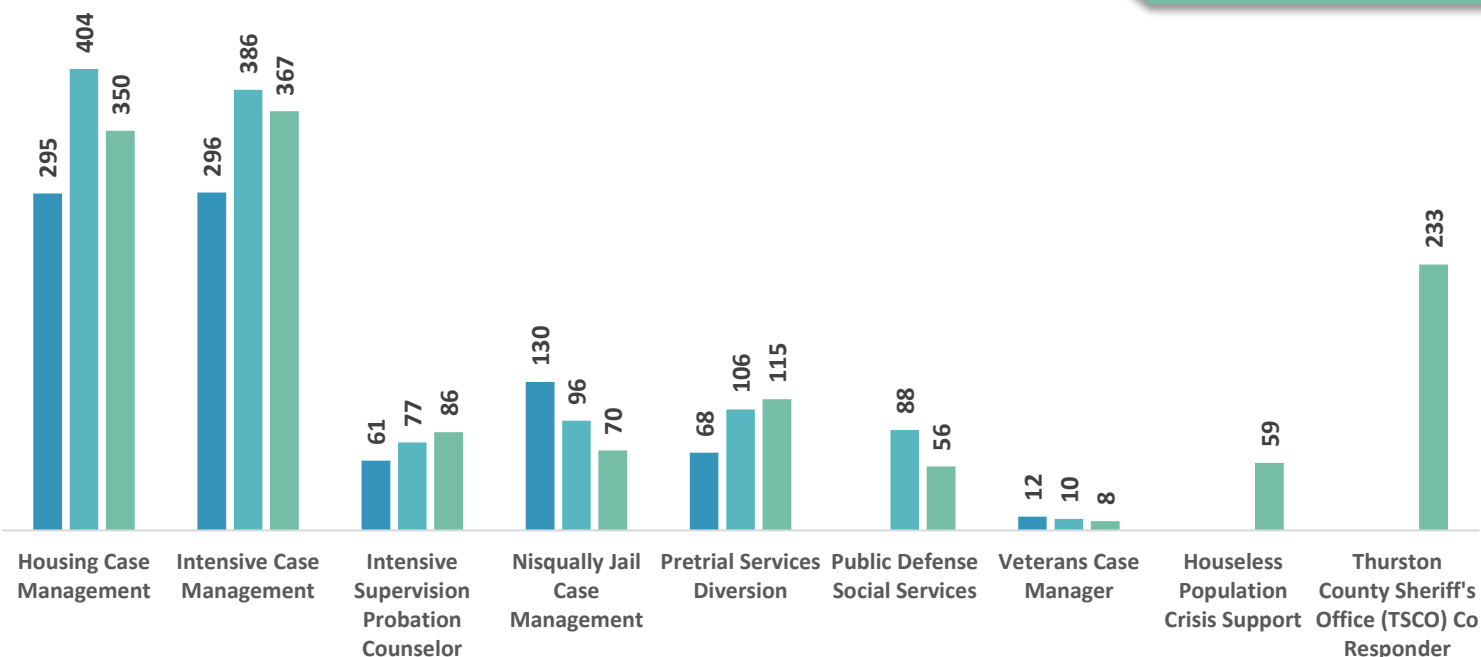
2022 HIGHLIGHTS

The COVID-19 pandemic continued to impact programs in 2022, however many of them found ways to provide services in a limited capacity, including virtual modalities. Programs recruited for more staff as shortages made it difficult to offer full services throughout the year.

The Transitions and Medication Management as well as the Thurston County Corrections Re-Entry Assistance programs were transitioned to TMBHASO oversight after June of 2022. Those program services are now being provided through the Jail Behavioral Health program.

CLIENTS SERVED

■ 2020 ■ 2021 ■ 2022



LEVERAGING FUNDS

53% TST Funding
47% Non-TST Funding

PROGRAM PERFORMANCE

Housing Case Management	59% of clients placed into housing
Intensive Case Management	76% of clients engaged in treatment
Intensive Services Probation Counselor	69% of clients engaged in treatment
Nisqually Jail Case Management	66% of clients receiving re-entry services connected to treatment
Pretrial Services Diversion	67% of clients engaged in treatment
Public Defense Social Services	67% of clients exited successfully, 30% engaged in treatment on average
Veterans Case Manager	100% of clients linked to treatment and housing at exit
Houseless Population Crisis Support (New in 2022!)	30 referrals to the program, 71% of clients referred to other services
Thurston County Sheriff's Office Co-Responder (New in 2022!)	263 referrals to the program, 45% of clients referred to other services
Resource Hub (New in 2022!)	183 onsite visits, 49 remote visits

2022 HIGHLIGHTS

The Resource Hub program was launched in 2022, operated by Thurston County Pretrial Services at the County Courthouse Complex. Through collaboration with many partners and community providers, the Hub has been able to provide referrals to behavioral health assessment or treatment, education or employment, housing, public benefits, healthcare, legal support, water, food, clothing, hygiene kits, toys for children and more.

2022 ACCOMPLISHMENTS

- Expanded TST community grants, including partnerships with new agencies
- Supported launch of new TST-funded programs
- Coordinated trainings programs and partners, including Lunch & Learn series, evening community forums with NAMI and Justice Not Jails, and Motivational Interviewing training
- Onboarded new data analyst and 2 new TST Advisory Committee members
- Launched bimonthly jail re-entry service provider coordination group
- Worked with all TST-funded programs to establish Diversity, Equity and Inclusion goals
- Hosted discussions of goals, progress and barriers between TST-funded programs and TST Advisory Committee
- Worked with the [Equity Institute](#) to create relational and operational community agreements for the TST Advisory Committee

2023 GOALS

- Welcome and orient new members of the TST Advisory Committee
- Complete budget process in Summer of 2023 for the 2024-2025 biennium
- Complete 2024-2025 Community Grant RFP process
- Continue many 2022 activities above

TST DASHBOARD

TST data for 2022, including demographic and expenditure data, is now available on the [Treatment Sales Tax Dashboard](#)!

THANK YOU!

We would like to thank the Treatment Sales Tax Advisory Committee! This committee is composed of community volunteers that focus on TST-funded program improvement efforts, work through the budget process, and make data-driven budget recommendations to the Board of County Commissioners.

MEMBERS:

- Robert Almada
- Sarah DeStasio
- Chanita Jackson (departed 01/2023)
- Bob Jones
- Tonia McClanahan
- Marilyn Roberts (departed 01/2023)
- Wendy Tanner
- Priscilla Terry
- Gina Thompson

We would also like to thank all of our 2022 TST Program Partners for their efforts to meet the behavioral health needs of Thurston County!

TST HOMEPAGE

Visit our [Homepage](#) on the PHSS website for more information about TST!