

HMIS HOUSING PROJECTS DATA REPORT

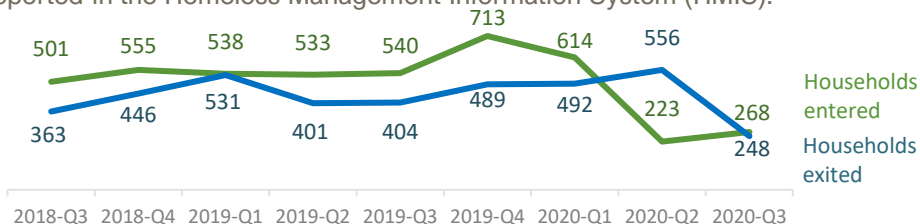
2020-Q3

Office of Housing & Homeless Prevention
Thurston County, Washington

July -
September

System Inflow & Outflow

Households that **entered** or **exited** an emergency shelter, homeless prevention, permanent housing*, rapid rehousing, or transitional housing project, as reported in the Homeless Management Information System (HMIS).



81%

of Enrollments were households enrolling for the first time YTD

2018 65%
2019 66%

170
DAYS

Average Length of Stay in Project YTD

2018 123
2019 122

29%

of Households exited to Permanent Housing YTD

2018 44%
2019 27%

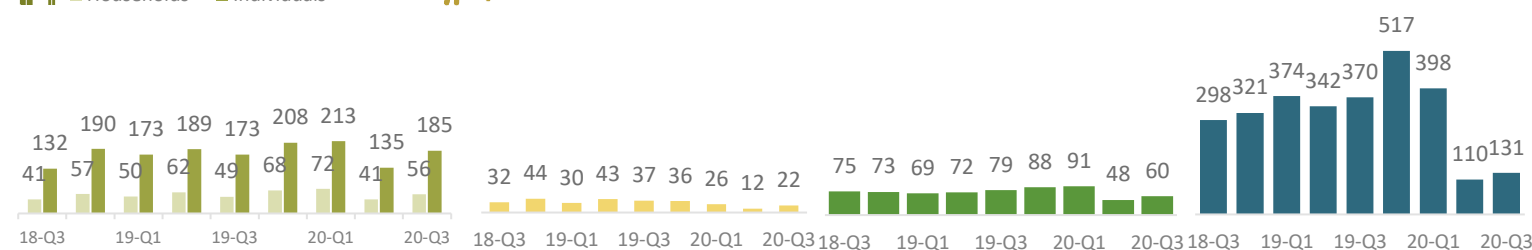
Enrollments by type of household

Families with Children
Households Individuals

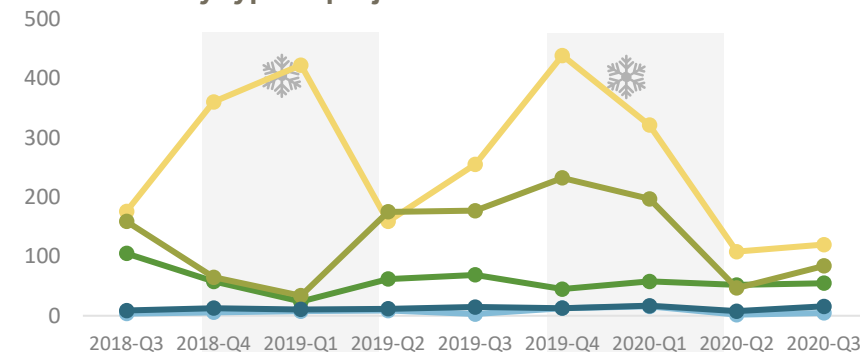
Youth & Children 0-17
Individuals

Young Adults 18-24
Individuals

Adults 25+
Individuals

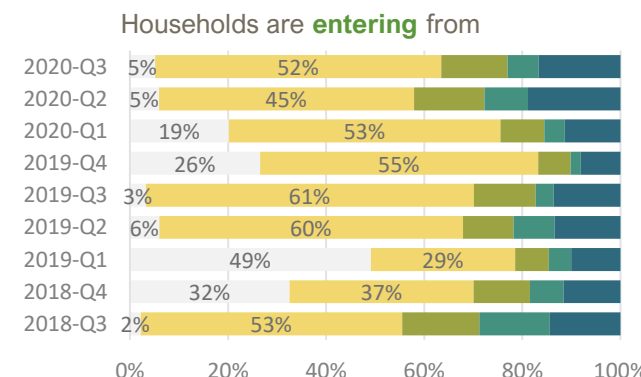


Enrollments by type of project

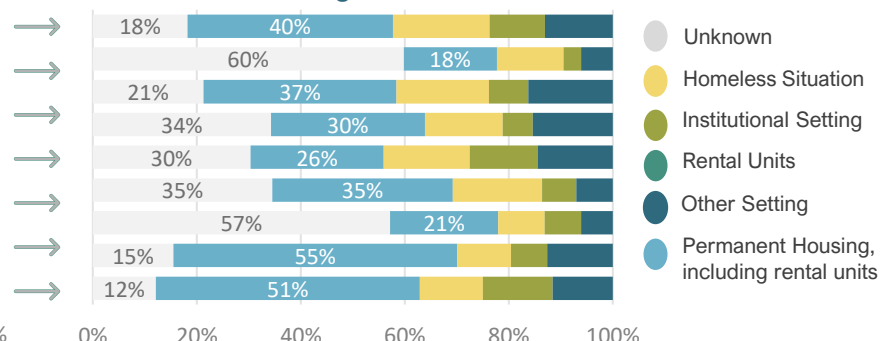


	# of Enrollments YTD	% of Enrollments YTD
Emergency Shelter	549	50%
Rapid Rehousing	328	30%
Homeless Prevention	165	15%
Permanent Housing	23	2%
Transitional Housing	41	3%

Previous Living Situations & Exit Destinations



Households are exiting to

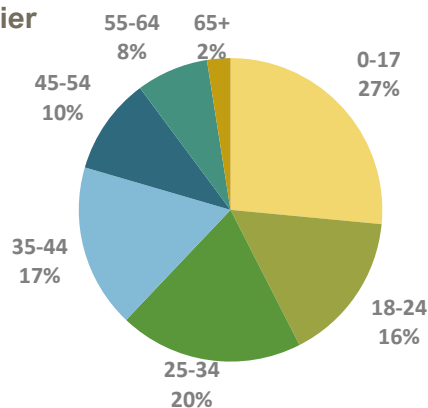


* Permanent Housing includes all permanent housing and permanent supportive housing.

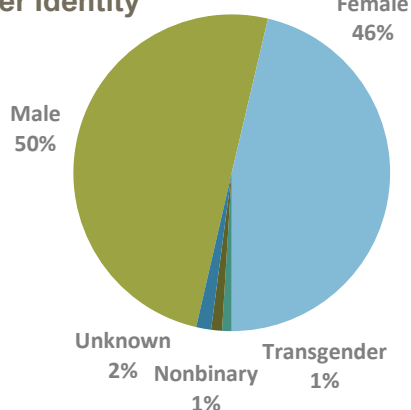
CLIENT DEMOGRAPHICS

All demographic information is a year-to-date percentage of distinct individuals who have enrolled in a housing project in 2020, as reported in HMIS.

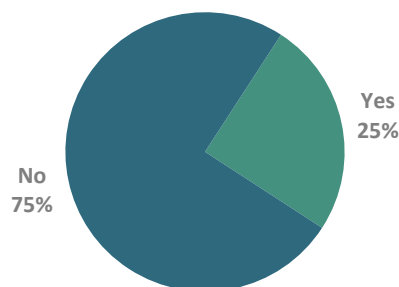
Age Tier



Gender Identity

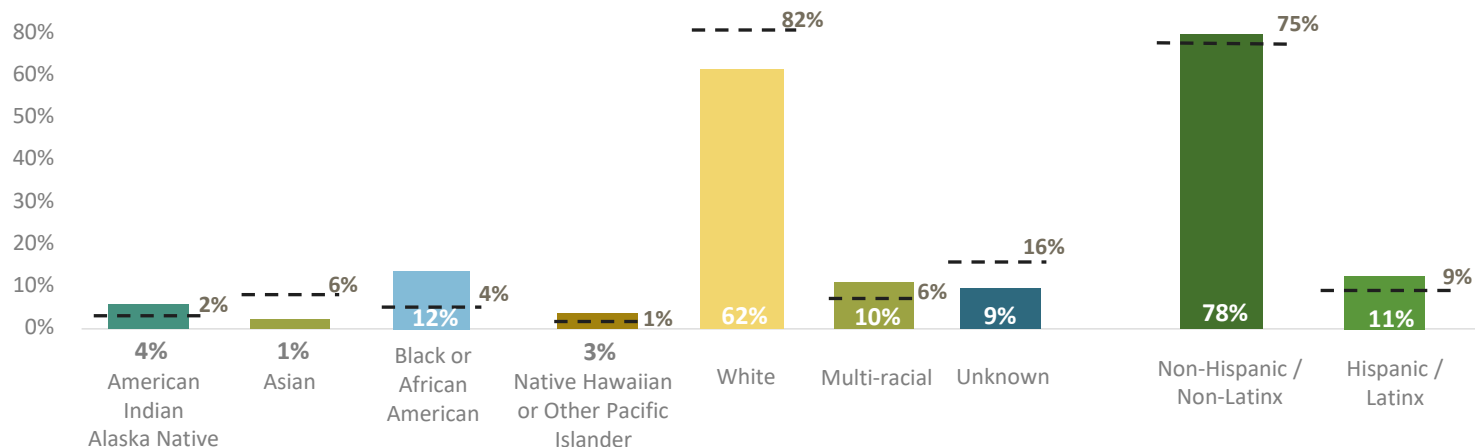


Chronically Homeless at Project Entry



The Federal definition of “chronic homelessness” is someone who has experienced homelessness for at least a year – either 12 months or more in a row, or several shorter experiences of homelessness that add up to a year – while struggling With a disabling condition such as a serious mental illness, substance use disorder, or physical disability.

Race & Ethnicity*



*Bars represent HMIS data for 2020 YTD, lines reference Thurston County census data for each population.

5% VETERANS



10% FLEEING DOMESTIC VIOLENCE



30% REPORT ANY INCOME**



\$747 / Month Average Income

23% Earned Income

23% SSI

20% TANF

** Adults over age 18

32% REPORT A DISABILITY



23% Mental Health

21% Substance Use

12% Chronic Health

6% Developmental Disability

11% Physical Disability

Percentage of all new clients enrolled during the year.

Contact Information

Keylee Marineau
Program Coordinator
keylee.marineau@co.thurston.wa.us

The Housing Projects Data Report uses HMIS data accessed through Looker queries.
The report has been created by:

Arielle Benson | Program Specialist
arielle.benson@co.thurston.wa.us