

HMIS HOUSING PROJECTS DATA REPORT

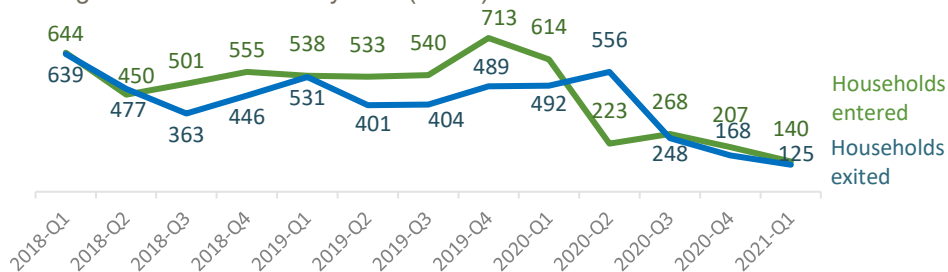
2021-Q1

Office of Housing & Homeless Prevention
Thurston County, Washington

January -
March

System Inflow & Outflow

Households that **entered** or **exited** an emergency shelter, permanent housing*, rapid rehousing, or transitional housing project, as reported in the Homeless Management Information System (HMIS).



98%

of Enrollments were households enrolling for the first time YTD

2019 66%
2020 84%

186
DAYS

Average Length of Stay in Project YTD

2019 122
2020 172

41%

of Households exited to Permanent Housing* YTD

2019 27%
2020 29%

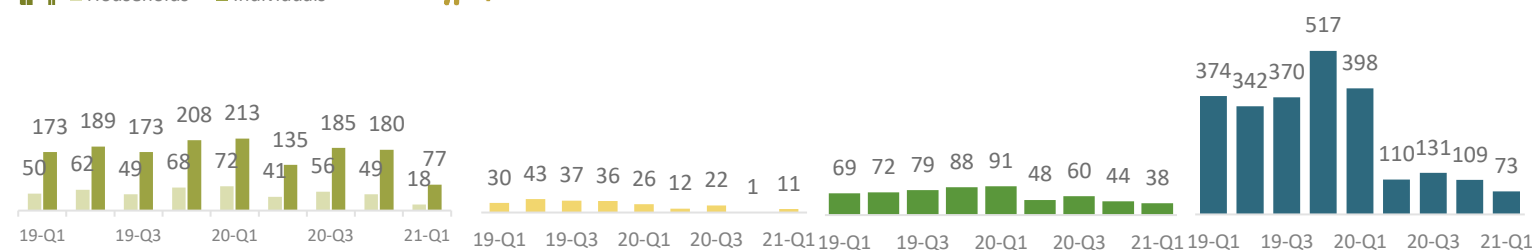
Enrollments by type of household

Families with Children
Households Individuals

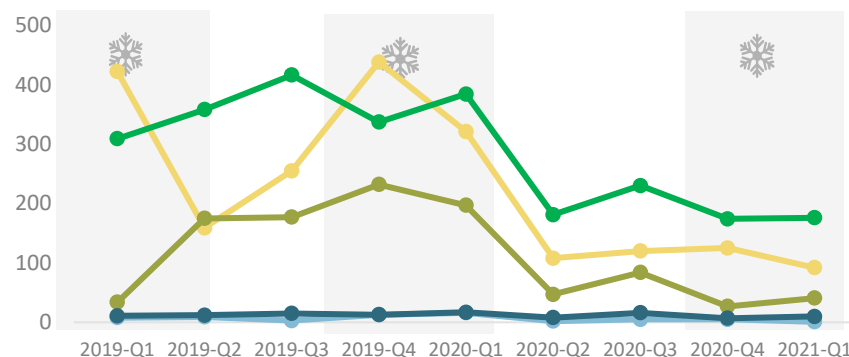
Youth & Children 0-17
Individuals

Young Adults 18-24
Individuals

Adults 25+
Individuals



Enrollments by type of project



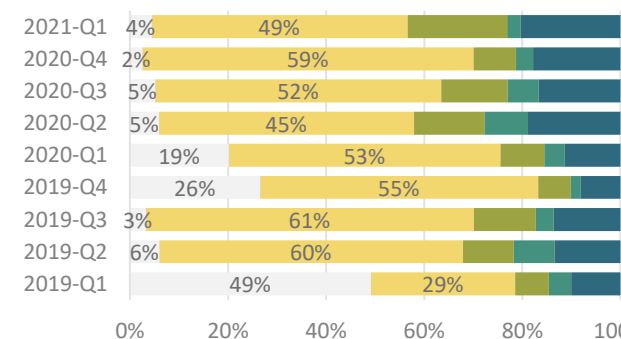
of Enrollments YTD

Emergency Shelter **92**
Rapid Rehousing **41**
Permanent Housing* **1**
Transitional Housing **10**
Coordinated Entry** Only **176**

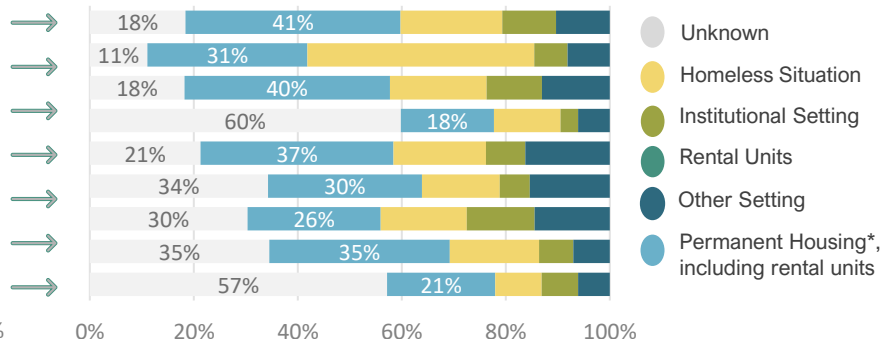
**This number reflects new enrollments in Coordinated Entry, and not enrollment in a shelter or housing project. Coordinated Entry assesses household vulnerability, and placement on the master list to await program availability.

Previous Living Situations & Exit Destinations

Households are **entering** from



Households are **exiting** to



* Permanent Housing enrollment includes all permanent housing and permanent supportive housing projects that participate in HMIS. Exits to PH include these formal projects, as well as friends and family, and any other permanent living situation.



TTY Relay
711 or 800-833-6388

To request this document in an alternative format, contact
(360) 867-2500

HMIS HOUSING PROJECTS DATA REPORT

2021-Q1

Office of Housing & Homeless Prevention
Thurston County, Washington

January -
March

12% VETERANS



19% FLEEING
DOMESTIC
VIOLENCE



Emergency Rental Assistance Spotlight

This represents payments made under the Emergency Rental Assistance Program*.

August, 2020 - March, 2021

1,246: Number of Households that have received assistance

3,297: Number of months of rent paid

\$3,762,329.53: Total Rent paid

*This does not include additional funding from local jurisdictions or the Treasury Rental Assistance Program.

42% REPORT ANY INCOME**



\$712 / Month Average Income

20% Earned Income

18% SSI 9% TANF

** Adults over age 18

59% REPORT DISABILITY



42% Substance Use 48% Mental Health

31% Chronic Health

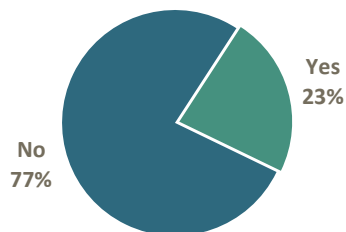
11% Developmental Disability

22% Physical Disability

CLIENT DEMOGRAPHICS

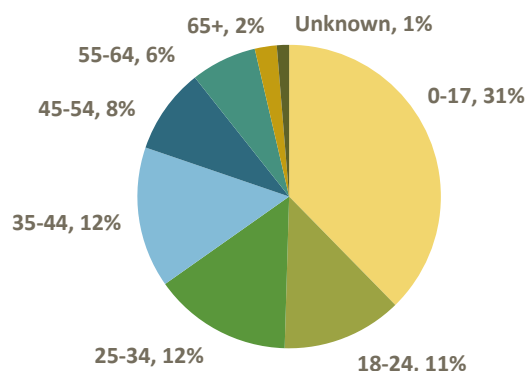
All demographic information is a year-to-date percentage of distinct individuals who have enrolled in a housing project in 2021, as reported in HMIS.

Chronically Homeless at Project Entry

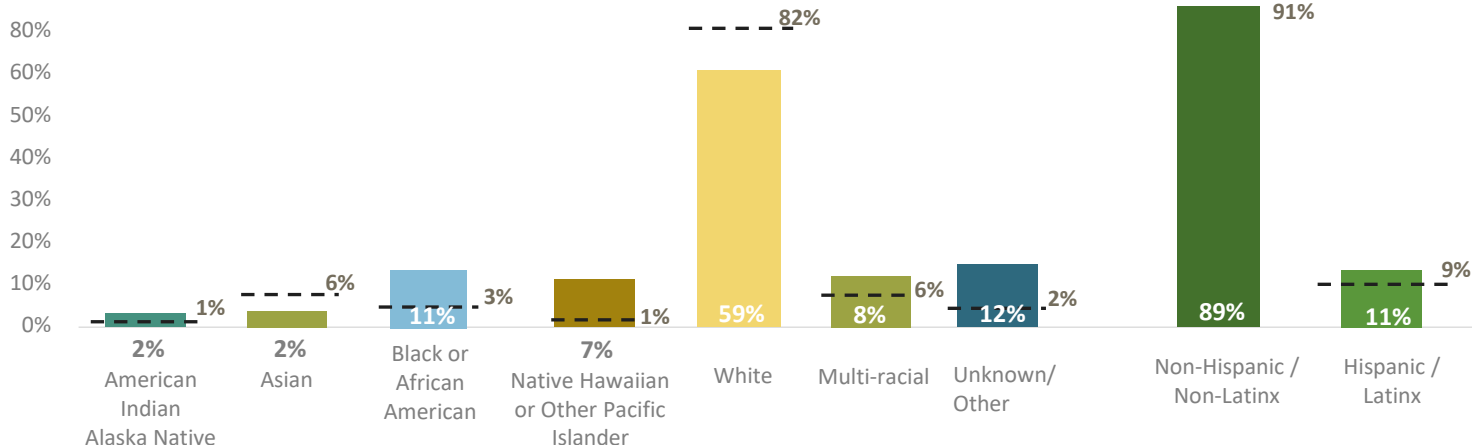


The Federal definition of "chronic homelessness" is someone who has experienced homelessness for at least a year – either 12 months or more in a row, or several shorter experiences of homelessness that add up to a year – while struggling with a disabling condition such as a serious mental illness, substance use disorder, or physical disability.

Age Tier



Race & Ethnicity*



Contact Information

Keylee Marineau
Program Coordinator
keylee.marineau@co.thurston.wa.us



The Housing Projects Data Report uses HMIS data accessed through Looker queries. The report has been created by:

Arielle Benson | Program Specialist
arielle.benson@co.thurston.wa.us

HOUSING PROJECTS DATA REPORT

2021- Q1

Highlights

- COVID-19 continues to impact emergency shelter capacity and permanent housing placements. Enrollment in both project types remain lower than previous years.
- Lack of available permanent housing units and reduced shelter capacity has increased the average length of stay for participants across all project types (shelter, permanent housing, transitional housing and rapid re-housing), from 122 days in 2019 to nearly 190 currently.
- Since early 2020, there has been a steady increase in specific populations entering the system seeking shelter and housing, including: people fleeing domestic violence, veterans, households with disabilities, and youth and young adults.

The data included below represents only the projects from each of these agencies that enter data into HMIS. It does not represent the sum of their program activities during this time period.

Agency Name	# of Program Entries (clients)	# of Program Exits (clients)	Coordinated Entry (new clients)
Catholic Community Services	20	32	NA
Community Action Council	32	12	102
Community Youth Services	49	18	45
Family Support Center	21	119	88
Housing Authority Thurston County	14	9	NA
Interfaith Works	17	16	NA
Northwest Resources II Inc – Rapid Rehousing	6	1	NA
PANZA – Quixote Village	1	1	NA
SafePlace	62	58	NA

Contact Information

Keylee Marineau
Program Coordinator
keylee.marineau@co.thurston.wa.us

HOUSING PROJECTS DATA REPORT

2021- Q1



The Housing Projects Data Report uses HMIS data accessed through Looker queries.
The report has been created by:

Arielle Benson | Program Specialist
arielle.benson@co.thurston.wa.us