

# HMIS HOUSING PROJECTS DATA REPORT

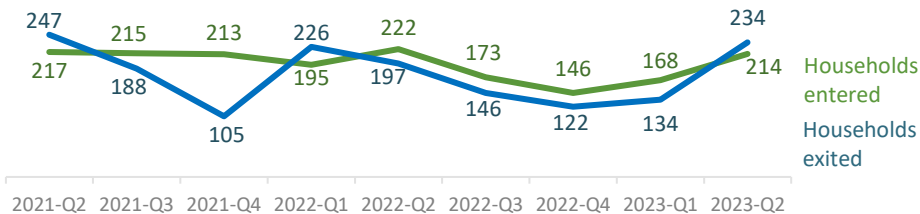
2023-Q2

Office of Housing & Homeless Prevention  
Thurston County, Washington

April-June

## System Inflow & Outflow

Households that **entered** or **exited** an emergency shelter, permanent housing\*, rapid rehousing, or transitional housing project, as reported in the Homeless Management Information System (HMIS).



65%

of Enrollments were households enrolling for the first time YTD

| 2020 | 2021 | 2022 |
|------|------|------|
| 78%  | 72%  | 68%  |

223 DAYS

Average Length of Stay in Project YTD

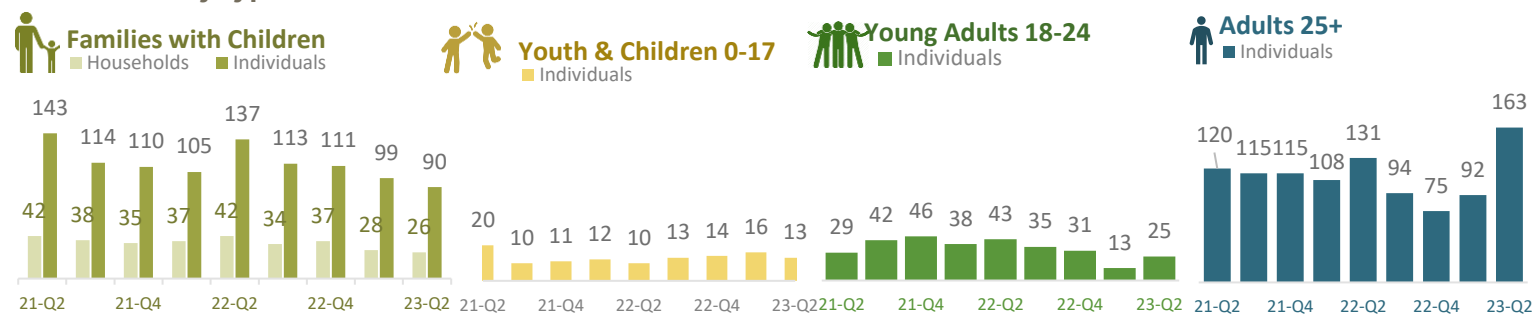
| 2020 | 2021 | 2022 |
|------|------|------|
| 173  | 265  | 149  |

30%

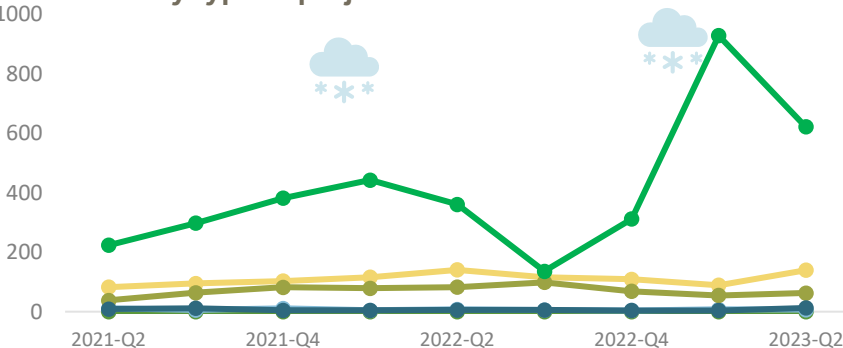
of Households exited to Permanent Housing\* YTD

| 2020 | 2021 | 2022 |
|------|------|------|
| 29%  | 34%  | 31%  |

## Enrollments by type of household



## Enrollments by type of project



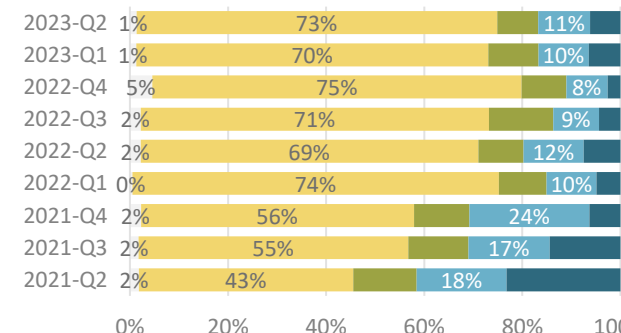
### # of Enrollments YTD

|                          |      |
|--------------------------|------|
| Emergency Shelter        | 229  |
| Rapid Rehousing          | 118  |
| Permanent Housing*       | 15   |
| Transitional Housing     | 17   |
| Coordinated Entry** Only | 1551 |

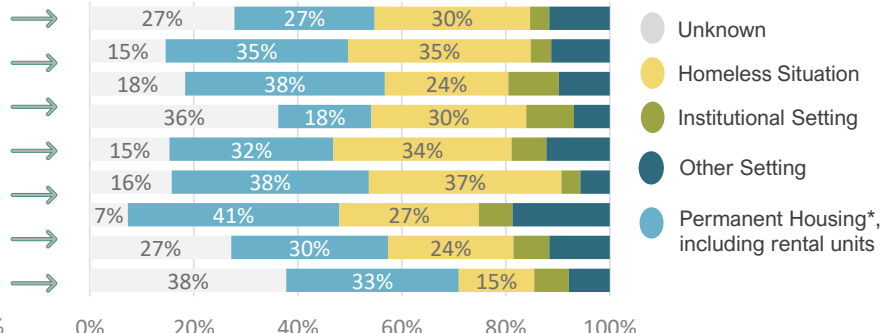
\*\*This number reflects new enrollments in Coordinated Entry, and not enrollment in a shelter or housing project. This quarter a project was undertaken to create a shared CE project in HMIS. You see that reflected here by nearly every person in the CE system being entered newly into this project.

## Previous Living Situations & Exit Destinations

### Households are **entering** from



### Households are **exiting** to



\* Permanent Housing enrollment includes all permanent housing and permanent supportive housing projects that participate in HMIS. Exits to PH include these formal projects, as well as friends and family, and any other permanent living situation.

HOUSING PROJECTS DATA REPORT

2023-Q2



TTY Relay  
711 or 800-833-6388

To request this document in an alternative format, contact  
(360) 867-2500

# HMIS HOUSING PROJECTS DATA REPORT

2023-Q2

Office of Housing & Homeless Prevention  
Thurston County, Washington

April-June

3%

VETERANS



10%

FLEEING  
DOMESTIC  
VIOLENCE



Point in Time Count  
Data Highlights

The PIT takes place each January, and is an attempt to count all people across the community experiencing homelessness.

How long have you lived in Thurston?

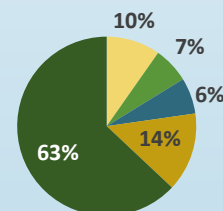
0-6 months

6-12 months

1-2 years

2-5 years

More than 5 years



Another question asked was at what age individuals first experienced homelessness. 50% indicated they were 24 years old or younger.

46% REPORT ANY INCOME\*\*



\$841 / Month Average Income

31% Earned Income

10% SSDI

41% TANF

42% SSI

\*\* Adults over age 18

57% REPORT DISABILITY



40% Chronic Health

43% Physical Disability

43% Mental Health

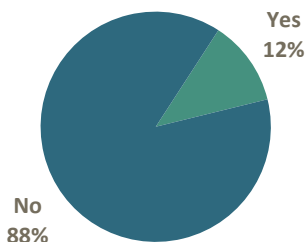
25% Substance Use

25% Developmental Disability

## CLIENT DEMOGRAPHICS

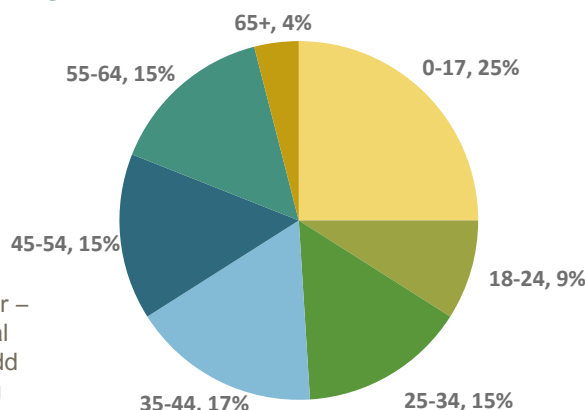
All demographic information is a year-to-date percentage of distinct individuals who have enrolled in a housing project in 2023, as reported in HMIS.

### Chronically Homeless at Project Entry

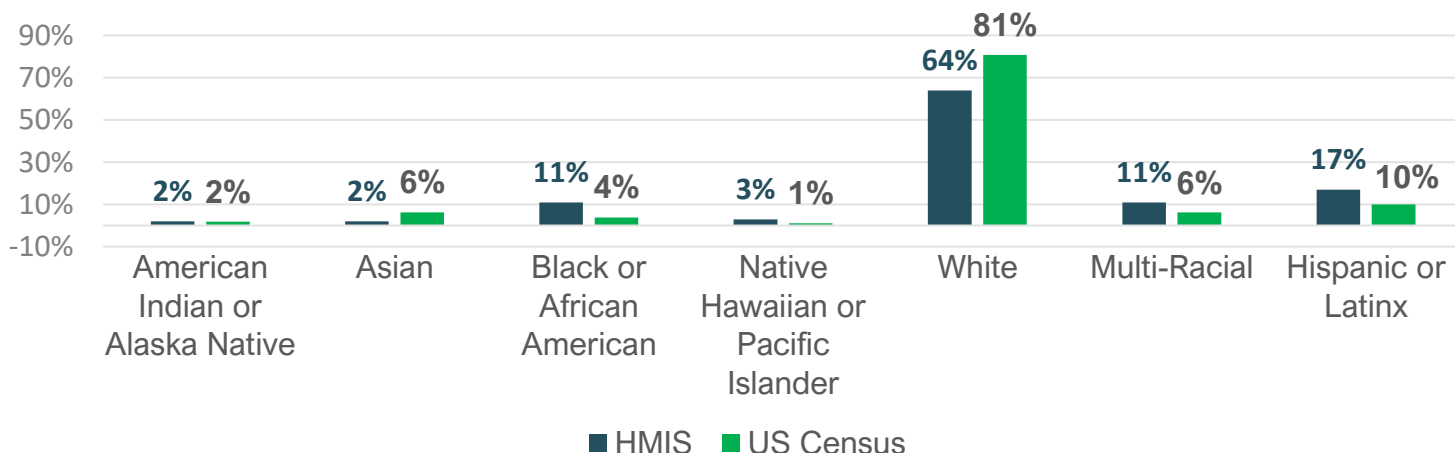


The Federal definition of "chronic homelessness" is someone who has experienced homelessness for at least a year – either 12 months or more in a row, or several shorter experiences of homelessness that add up to a year – while experiencing a disabling condition such as a serious mental illness, substance use disorder, or physical disability.

### Age Tier



## Race & Ethnicity



### Contact Information

Keylee Marineau

Program Manager

keylee.marineau@co.thurston.wa.us

HOUSING PROJECTS DATA REPORT

2023- Q2



The Housing Projects Data Report uses HMIS data accessed through Looker queries. The report has been created by:

Arielle Benson | Program Specialist  
arielle.benson@co.thurston.wa.us

## Data Highlights

- In the 2<sup>nd</sup> quarter we see a slight change in demographics of those entering the system. More individuals are new to the system – not chronically homeless. There is a relatively even split of ages entering the system, with 20% over 55. The population has tended to skew younger previously.
- Almost half of all households report some form of income, and over 30% report earned income through work.

The data included below represents only the projects from each of these agencies that enter data into HMIS. It does not represent the sum of their program activities during this time period.  
2023 (April-June) totals below.

| Agency Name                                  | # of Client Program Entries | # of Client Program Exits |
|--|-----------------------------|---------------------------|
| Catholic Community Services                  | 57                          | 107                       |
| Community Youth Services                     | 31                          | 32                        |
| Family Support Center                        | 36                          | 74                        |
| Interfaith Works                             | 44                          | 48                        |
| Low Income Housing Institute (LIHI)          | 9                           | 4                         |
| Northwest Resources II Inc – Rapid Rehousing | 13                          | 2                         |
| Olympia Mutual Aid Partners                  | 0                           | 1                         |
| PANZA – Quixote Village                      | 2                           | 2                         |
| Pierce County Aids Foundation (PCAF)         | 14                          | 2                         |
| SafePlace                                    | 26                          | 34                        |
| Salvation Army                               | 30                          | 19                        |
| Thurston County Coordinated Entry            | 617                         | 389                       |
| Together!                                    | 0                           | 0                         |

## Contact Information

**Keylee Marineau**  
Program Manager  
keylee.marineau@co.thurston.wa.us

HOUSING PROJECTS DATA REPORT  
2023- Q2



The Housing Projects Data Report uses HMIS data accessed through Looker queries.  
The report has been created by:

Arielle Benson | Program Specialist  
arielle.benson@co.thurston.wa.us