

HMIS HOUSING PROJECTS DATA REPORT

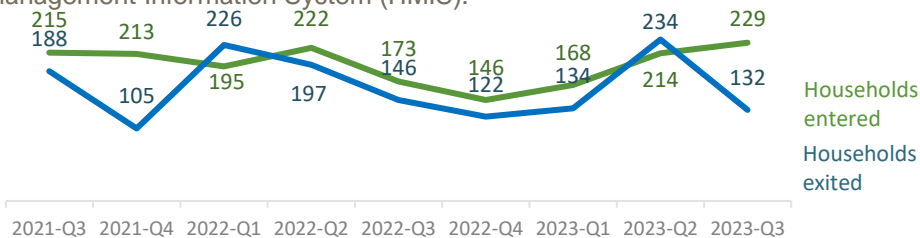
2023-Q3

Office of Housing & Homeless Prevention
Thurston County, Washington

July -
September

System Inflow & Outflow

Households that **entered** or **exited** an emergency shelter, permanent housing*, rapid rehousing, or transitional housing project, as reported in the Homeless Management Information System (HMIS).



70%

of Enrollments
were households
enrolling for the
first time YTD

2020	2021	2022
78%	72%	68%

214
DAYS

Average Length
of Stay in
Project YTD

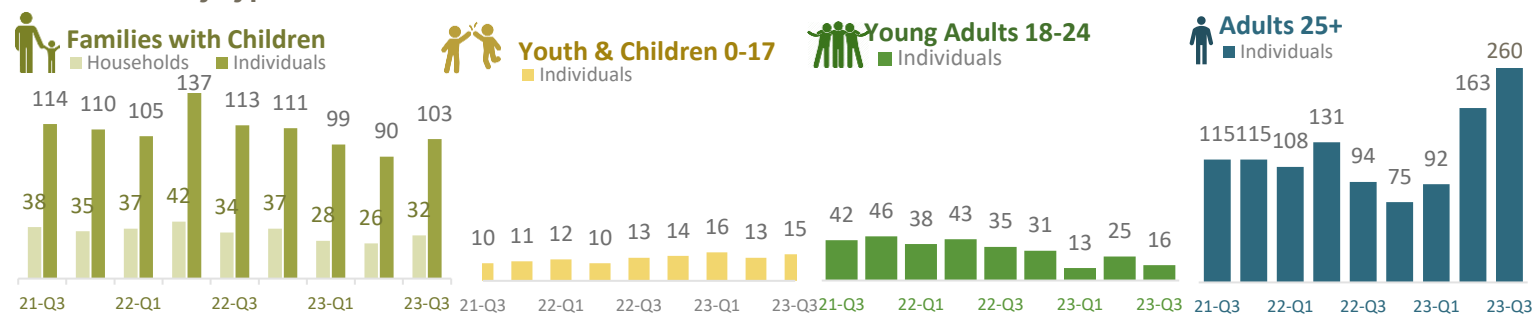
2020	2021	2022
173	265	149

29%

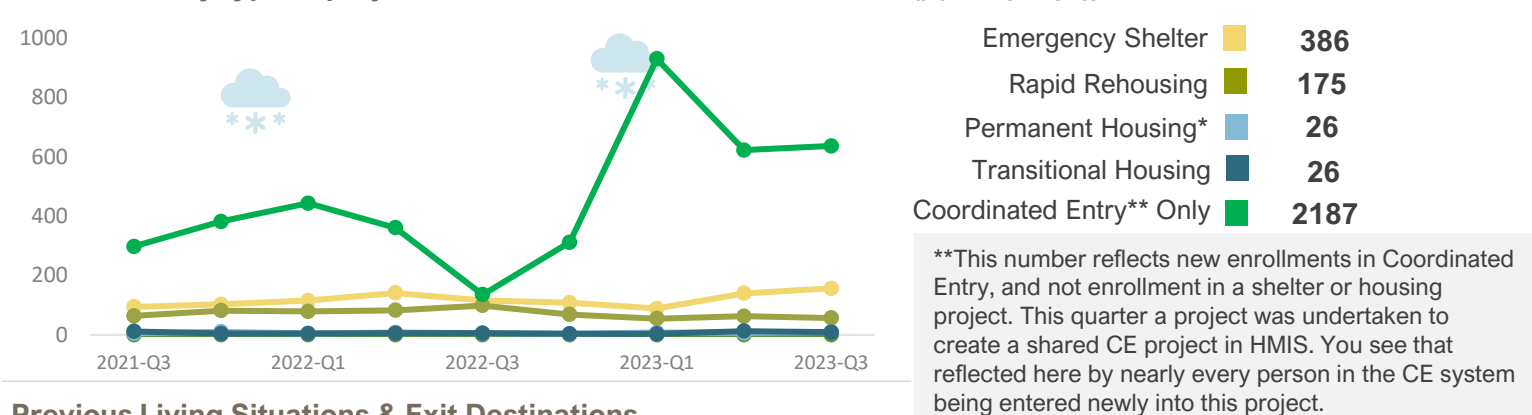
of Households
exited to
Permanent
Housing* YTD

2020	2021	2022
29%	34%	31%

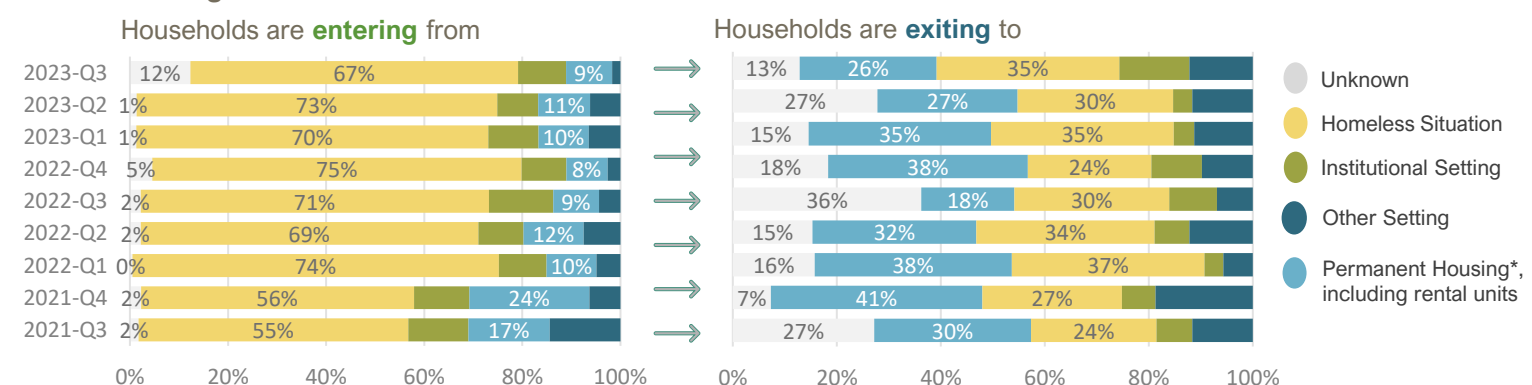
Enrollments by type of household



Enrollments by type of project



Previous Living Situations & Exit Destinations



* Permanent Housing enrollment includes all permanent housing and permanent supportive housing projects that participate in HMIS. Exits to PH include these formal projects, as well as friends and family, and any other permanent living situation.

HOUSING PROJECTS DATA REPORT

2023-Q3



TTY Relay
711 or 800-833-6388

To request this document in
an alternative format, contact
(360) 867-2500

HMIS HOUSING PROJECTS DATA REPORT 2023-Q3

Office of Housing & Homeless Prevention
Thurston County, Washington

July - September

4%

VETERANS



10%

FLEEING
DOMESTIC
VIOLENCE



Anchor Community
Initiative
Data Highlights

45% REPORT ANY INCOME**



\$872 / Month Average Income

27% Earned Income

14% SSDI

31% TANF

36% SSI

** Adults over age 18

56% REPORT DISABILITY



37% Chronic Health

42% Physical Disability

43% Mental Health

26% Substance Use

22% Developmental Disability

Youth and Young Adults
up to 25 years old
November 2023

Total Active: 237
Doubled Up/Couch
Surfing: 38
Sheltered: 72
Unknown: 61
Unsheltered: 66

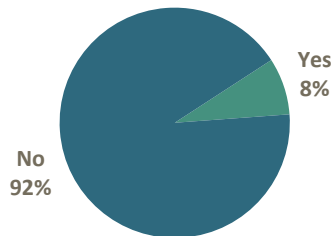
Inflow into the
system: 16
Newly Identified: 13
Return from Inactive: 3

Outflow from system:
25
Exit to Housing: 2
Exit to Inactivity: 23

CLIENT DEMOGRAPHICS

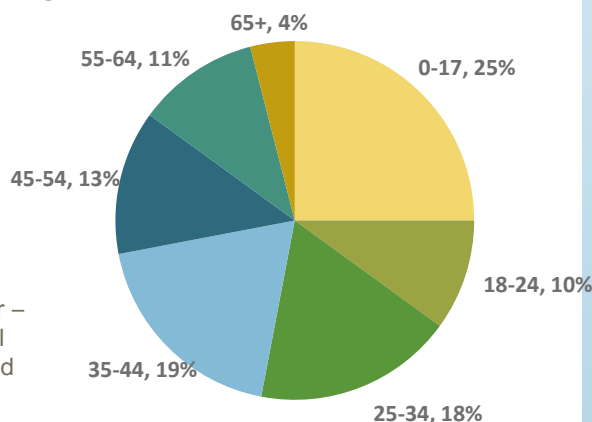
All demographic information is a year-to-date percentage of distinct individuals who have enrolled in a housing project in 2023, as reported in HMIS.

Chronically Homeless at Project Entry

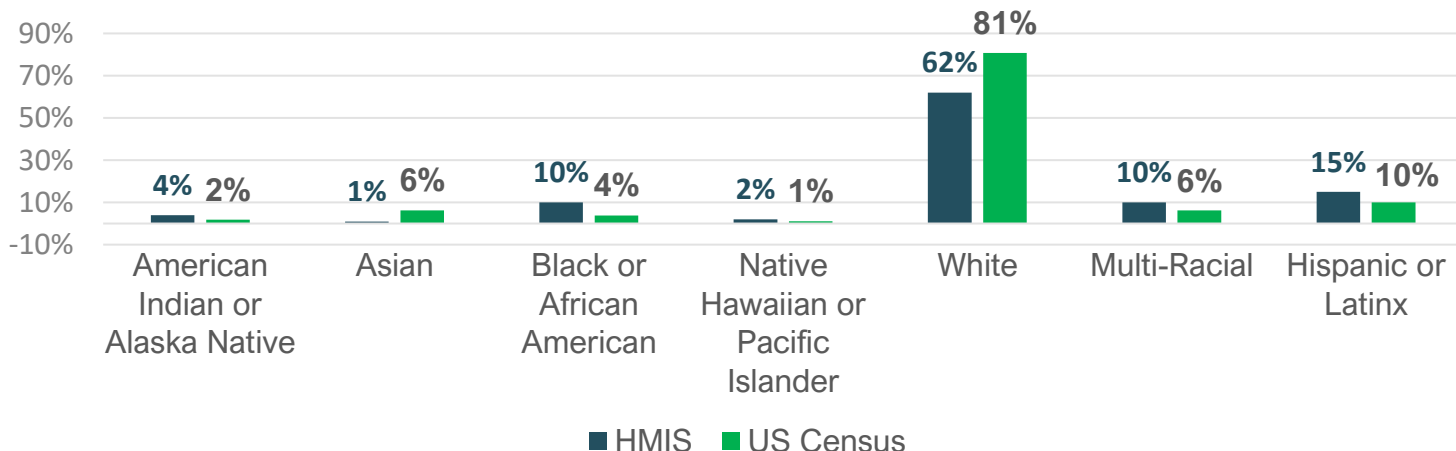


The Federal definition of "chronic homelessness" is someone who has experienced homelessness for at least a year – either 12 months or more in a row, or several shorter experiences of homelessness that add up to a year – while experiencing a disabling condition such as a serious mental illness, substance use disorder, or physical disability.

Age Tier



Race & Ethnicity



Contact Information

Keylee Marineau
Program Manager
keylee.marineau@co.thurston.wa.us

HOUSING PROJECTS DATA REPORT
2023- Q3



The Housing Projects Data Report uses HMIS data accessed through Looker queries. The report has been created by:

Arielle Benson | Program Specialist
arielle.benson@co.thurston.wa.us

The data included below represents only the projects from each of these agencies that enter data into HMIS. It does not represent the sum of their program activities during this period.
2023 (July-September) totals below.

Agency Name	# of Client Program Entries	# of Client Program Exits
Capital Recovery Center	71	-
Catholic Community Services	104	43
Community Youth Services	50	31
Family Support Center	104	49
Interfaith Works	19	29
Low Income Housing Institute (LIHI)	56	9
Northwest Resources II Inc – Rapid Rehousing	8	-
Olympia Mutual Aid Partners	8	7
PANZA – Quixote Village	1	4
Pierce County Aids Foundation (PCAF)	-	-
SafePlace	33	39
Salvation Army	-	-
Thurston County Coordinated Entry	624	634
Together!	4	-

Contact Information

Keylee Marineau
Program Manager
keylee.marineau@co.thurston.wa.us

HOUSING PROJECTS DATA REPORT
2023- Q3



The Housing Projects Data Report uses HMIS data accessed through Looker queries.
The report has been created by:

Arielle Benson | Program Specialist
arielle.benson@co.thurston.wa.us