

# Treatment Sales Tax

# 2017

# ANNUAL REPORT



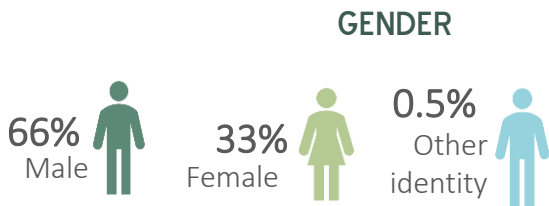
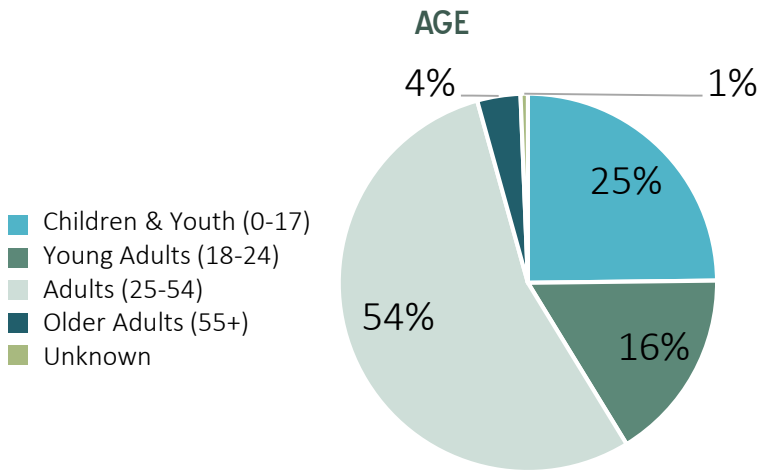
THURSTON COUNTY, WA

Carrie Hennen  
TST Program Manager  
[carrie.hennen@co.thurston.wa.us](mailto:carrie.hennen@co.thurston.wa.us)

Pamela Gant  
TST Data Analyst  
[pamela.gant@co.thurston.wa.us](mailto:pamela.gant@co.thurston.wa.us)

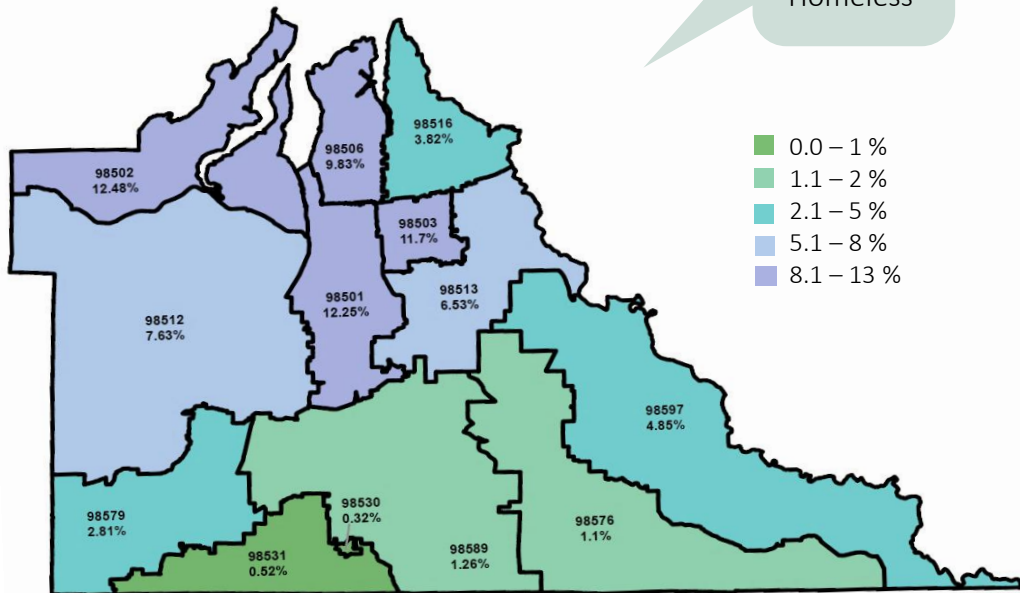
# 2017 SUMMARY

## Who was served in 2017?



## LOCATION

TST program participants by self-reported zip code. 13% of the sample include unknown and other zip codes.



3,975 Served



\$5,401,298 Revenue



\$4,846,590 Spent



14 County Programs



9 Thurston-Mason Behavioral Health Organization Programs



5 Community Grants

## What is Treatment Sales Tax?

The Treatment Sales Tax (TST) is a important local funding stream that works alongside federal and state funding such as Medicaid to meet mental health and substance use needs in Thurston County. Washington State law allows counties to collect a 1/10 of 1% sales tax to fund enhanced and expanded substance use and mental health treatment services and for treatment courts.

Thurston County has collected this tax since 2009.

# 2017 SUMMARY

---

## ► What programs did TST fund in 2017?

---

### TREATMENT COURTS

Drug Court	Superior Court
DUI Court	
Mental Health Court	District Court
Veterans Court	
Treatment Court Support	Prosecuting Attorney's Office & Public Defense

**\$1,271,266** spent

---

### YOUTH & FAMILY PROGRAMS

Family Recovery Court	Superior Court
Domestic Violence Case Coordinator	
Juvenile Justice & BH Alternative	Juvenile Court
Juvenile Court & Detention Transitions	Thurston-Mason Behavioral Health Organization
Multisystemic Therapy	
Thurston Wraparound Initiative	
Youth Outpatient Treatment	
Nurse Family Partnership	Public Health & Social Services

**\$1,560,210** spent

---

### OTHER ADULT PROGRAMS

Chemical Dependency Program	Corrections
Prep for Re-Entry Employment	
Inmate Mental Health Services	
Corrections TST Coordinator	
Nisqually Jail Case Management	Thurston-Mason Behavioral Health Organization
Housing Case Management	
Inmate Housing Case Mgmt	
Mentally Ill Offender Program	
Intensive Case Management	
Veterans Case Manager	Public Health & Social Services

**\$1,559,831** spent

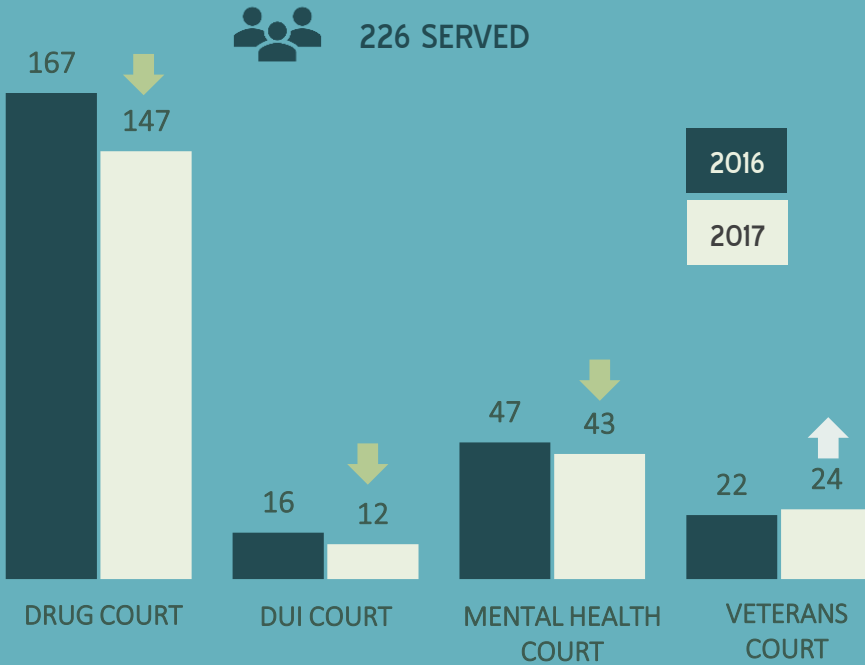
### COMMUNITY GRANTS

Girls Council  
YWCA of Olympia  
Equine-Assisted Youth Peer Support  
HeartStrides  
Mental Health Therapy Services  
Monarch Children's Justice &  
Advocacy Center  
Parenting Inside Out  
Family Education & Support Services  
Steps to Wellness  
Community Youth Services



**\$200,277**

# TREATMENT COURTS



Thurston County Treatment Courts operate to reduce participant risk for future justice system involvement by connecting participants with appropriate support and services specific to each Treatment Court. This approach has been found to be more effective than traditional sentencing in both: a) holding individuals accountable, b) promoting positive behavior change, c) engaging participants with necessary support and services, d) providing continuous judicially and community supervision, and e) promoting community safety. TST funds are provided to purchase the staff time needed to fully participate in the activities of each Treatment Court, including the efforts of the Prosecuting Attorney's Office and the Public Defense Office.

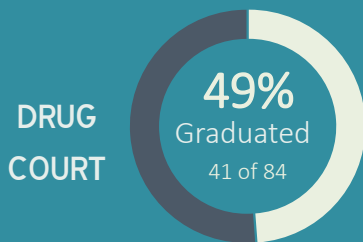


Therapeutic Treatment Court participants engage in community service and group/team building activities via a new Community Treatment Court Team that involves members from Mental Health Court, Veterans Court, Drug Court, and DUI Court. This group brings individuals from all courts together and encourages informal peer support amongst the participants as well as providing connections and encouragement to engage in community service and pro-social community involvement activities. This group is facilitated by staff members from both treatment courts and a Resource Development Specialist from the Prosecuting Attorney's office.

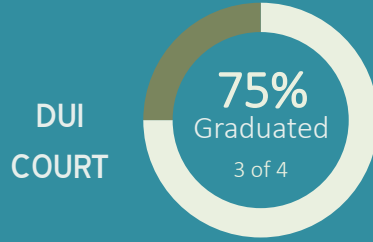
-Mental Health Court 



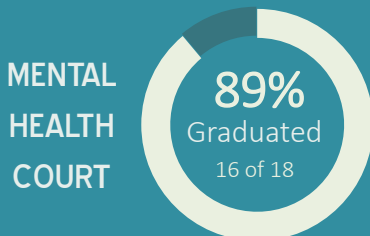
## PERFORMANCE



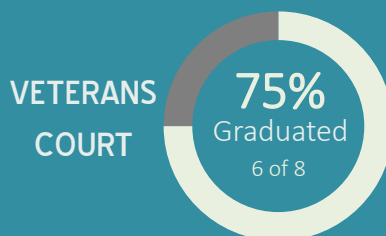
New convictions in 18 months: **20%**  
New convictions in 36 months: **36%**



New convictions in 18 months: **0%**  
New convictions in 36 months: **22%**



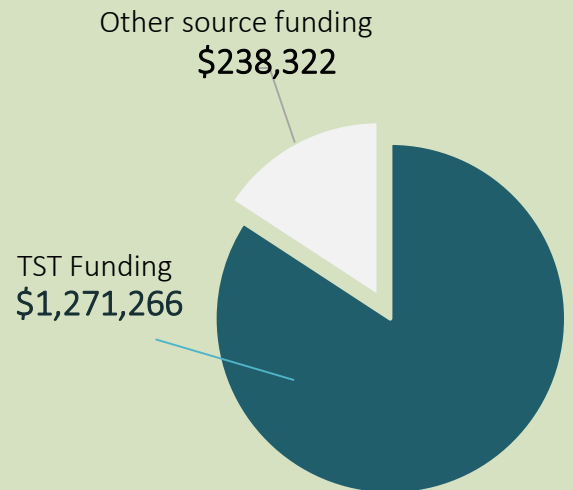
New convictions in 12 months: **0%**  
New convictions in 24 months: **0%**



New convictions in 12 months: **0%**  
New convictions in 24 months: **0%**



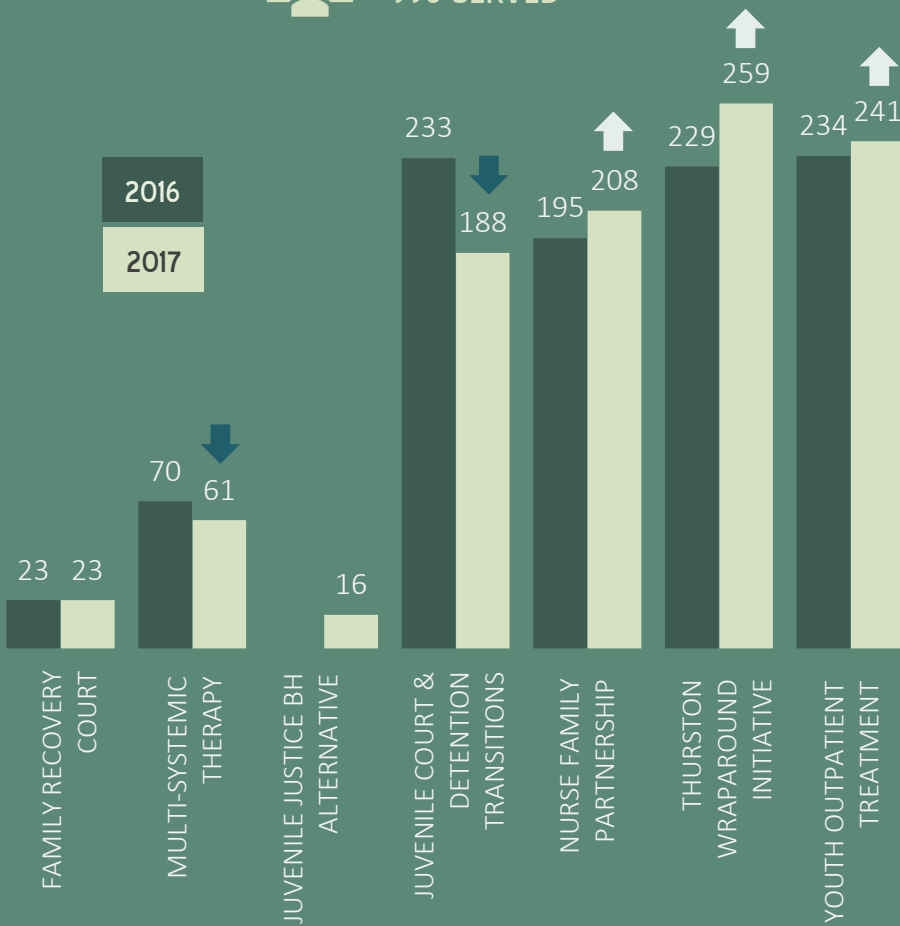
## LEVERAGING FUNDS



# YOUTH & FAMILY



996 SERVED



A youth was referred to WISE based on school suspension, past Child Protective Services involvement, and ongoing aggressive behaviors (kicking, biting, hitting). The parent's biggest fear was that the youth would hurt someone causing irreparable harm and a large hospital bill. [A] large team of numerous natural supports (family and friends) and the youth was able to "grow from his actions" and develop self-confidence with excellent coping skills. The team helped the family explore numerous community activities for the youth, such as Boy Scouts, YMCA, fishing, golfing and Nature Nurture Farms. Upon closing, the family was spending positive time together and expressed their hope level at 100 percent. Parent stated, 'Thank you for bringing my son back to me!'



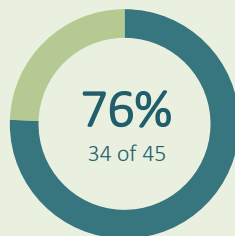
- Thurston Wraparound Initiative



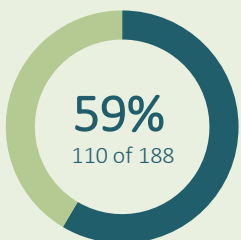
## PERFORMANCE



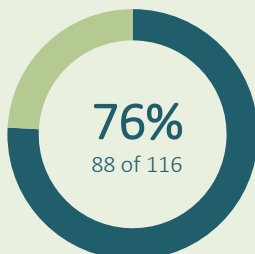
Family Recovery Court Graduations



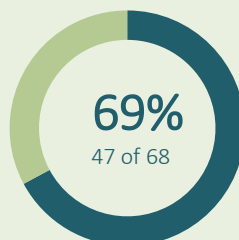
Multisystemic Therapy Completions



Youth Outpatient Treatment Successful Exits



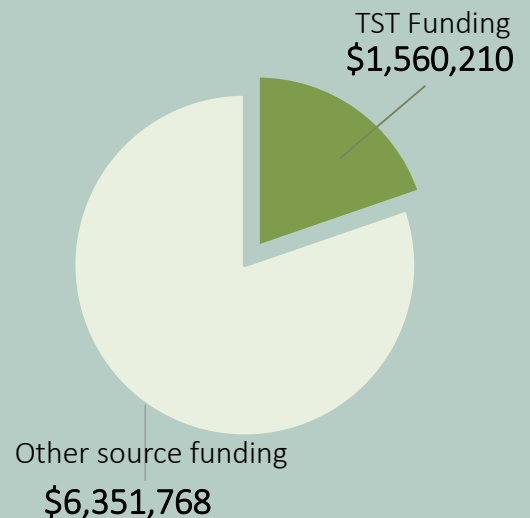
Thurston Wraparound Successful Exits



Nurse Family Partnership Successful Exits



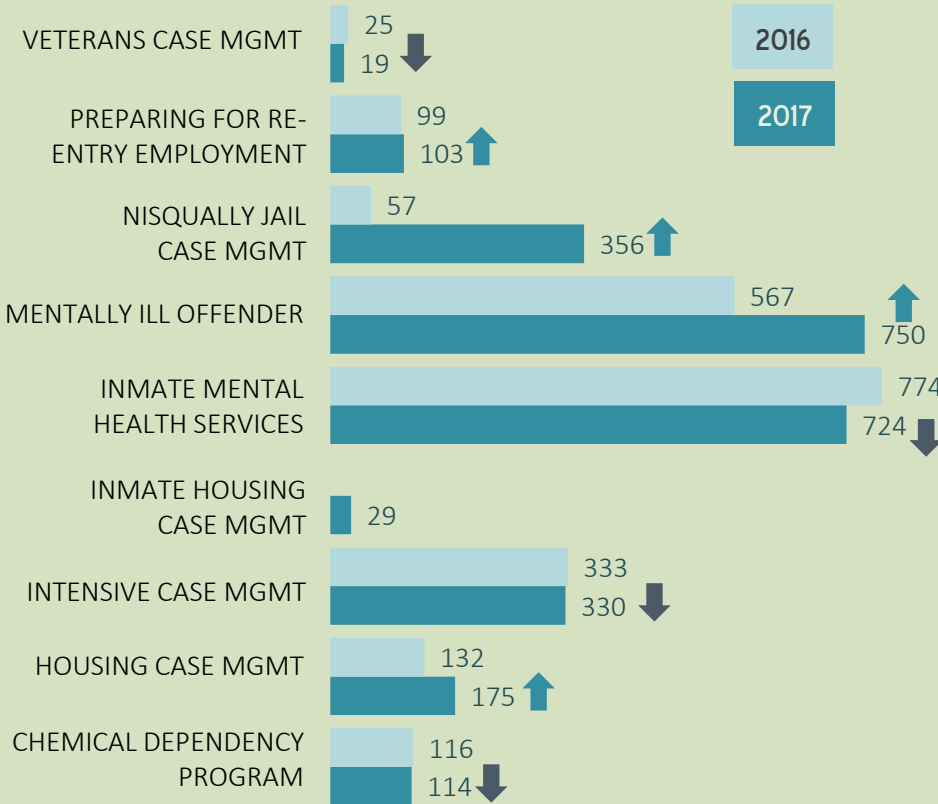
## LEVERAGING FUNDS



# ADULT PROGRAMS



2600 SERVED



“[A Preparing for Re-entry Program participant] faced several barriers to employment including a significant criminal background with a history of long term prison sentences and mental health. His determination to make positive changes in his life is evident today. He experienced several stressors during job search; however, with wrap around services provided by CDP, Transitions and PREP he overcame his anxiety securing employment. He continues to work for the same employer, graduated from CDP, completed the PREP Program and is restoring his relationships with his children.

- PREP Program



## PERFORMANCE



**193** individuals housed

Housing Case Management & Inmate Housing Case Management programs



**100%** of Veterans exiting case management were engaged in behavioral health treatment

Veterans Case Management



**59%** of individuals gained employment

Preparing for Re-Entry Employment Program



**43%** of exiting individuals graduated

Chemical Dependency Program for jail inmates



**24** participants released from the Thurston County Jail with pre-trial plans that included treatment

Inmate Mental Health Services, Pre-Trial Diversion



## LEVERAGING FUNDS

Other source funding

\$768,707

TST Funding

\$1,548,213

# 2017 REFLECTIONS

## 2017 ACCOMPLISHMENTS

- Launched new programs to address evolving community needs, such as a program focused on housing individuals released from the County jail and an alternative sentencing program for youth that is more flexible than the Juvenile Drug Court approach
- Hosted Data Convenings which brought together TST-funded programs to share data, ask questions, and discuss opportunities for improvement and collaboration
- Continued efforts to ensure alignment with national best practices, through participation in learning opportunities such as the National Association of Drug Court Professionals Annual Training Conference (NADCP)
- Examined gaps and opportunities in the local behavioral health system with the start of a TST Opportunity Analysis



Photos from Data Convenings held on August 28, September 15, and October 20 in 2017.

## GOALS FOR THE FUTURE

- Improve strategic alignment of Treatment Sales Tax with related Thurston County programs and initiatives
  - The transfer of TST administration to Thurston County Public Health and Social Services in 2018 is designed to facilitate improved coordination across related programs
- More effectively use and share data related to TST programs
- Continue program improvement efforts through alignment with national and state best practices
- Ensure TST-funded programs are targeted to serve individuals most in need of these interventions

## DATA QUALITY

### Data Challenges

- Incomplete and inaccurate reporting due to staff changes in the following programs: Nisqually Jail Case Management, Intensive Case Management, Mentally Ill Offender Program

### Working toward simpler measures

- TST continues to work with programs to ensure reliable and valid reporting by examining performance measures

### Total Served

- The *total served* stated in the summaries of this report (3,975) is the total number of cases enrolled in all programs rather than the actual number of unduplicated individuals who were served in 2017. Many participants in TST-funded programs enroll in more than one program.

## *A Special Thank You*

Thank you to the Treatment Sales Tax Advisory Committee, a group of seven community volunteers who work tirelessly to advise County staff on program improvement efforts and make recommendations to the Board of County Commissioners about the use of TST funds.