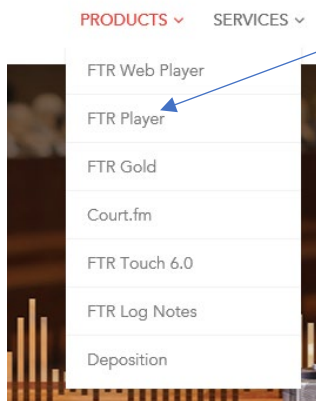
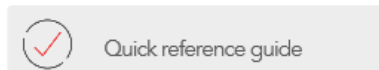


## How to download FTR player

1. Go to <https://www.fortherecord.com/>
2. Highlight **Products** then click on FTR Player



3. On the next page scroll down until you see download on the right side. Click on download

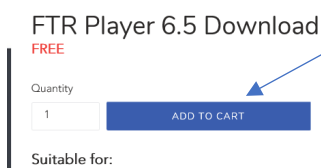


4. On the next page scroll down and pick the download for the operating system you have on your computer. I am just showing the one for windows 7 and 10. Click here

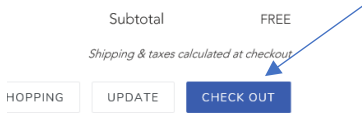
Download FTR Player Late



5. On the next page click on add to cart



6. On the next page click check out



7. On the next page click on Create an Account

Forgot your password?

[SIGN IN](#)

[Create account](#)

8. Fill in your information and then click Create

First Name

Last Name

Occupation

Select your occupation

Email

Password


[CREATE](#)

9. Do the I am not a bot thing

10. Once you get the green check mark then click on Submit

To continue, let us know you're not a robot.

I'm not a robot

 reCAPTCHA  
Privacy Terms

[SUBMIT](#)

11. Next page fill out the billing information and then click Continue to payment

ZIP code

[Continue to payment](#)

12. The next page please click pay now

red.

[Pay now](#)

13. Click on download and save to your desktop then double click to install. Follow any directions

**FTR Player 6.5 Download**

FTR+Player+Setup+6.5.exe (157 MB)

[Download Now](#)

You will also receive an email with download links for your digital purchases.